



2023 - 2024



STRATEGIC PLAN

ANNUAL PERFORMANCE PLAN



Health and Welfare Sector  
Education and Training Authority

**HWSETA**



# ACCOUNTING AUTHORITY STATEMENT

The purpose of the draft 5-year 2020-2025 Strategic Plan of the Health and Welfare Sector Education and Training Authority (HWSETA) is to provide a framework within which the HWSETA will execute its mandate and disburse its resources during the coming five-year term. The HWSETA Board approved the 5-year 2020-2025 of the Strategic Plan, which was then submitted to the Department of Higher Education and Training (DHET) to fulfill the requirements of the Public Finance Management Act (PFMA) of 1999 as amended, and the Service Level Agreement Regulations that were published in terms of the Skills Development Act of 1998 as amended. The 5-year 2020-2025 Strategic plan is in alignment with the National Skills Development Plan (2030) which contains priority 3 (Education, Skills and Health) of the Medium-Term Strategic Framework (2019-2024) and Chapter 9 of the National Development Plan.

For oversight purposes, the HWSETA prides itself with the services of a highly effective Audit and Risk Committee composed of an Independent Chairperson and two other independent members who ensure that the three-year audit coverage plan, which is risk-based, is developed and endorsed. This Committee directs and oversees the function of the HWSETA Internal Auditors and ensure that there is combined assurance by creating a synergy between their function, that of the Internal Auditors and the Auditor-General of South Africa. This supports the economic, efficient and effective use of the HWSETA resources.

Based on the research done to develop and adopt a Sector Skills Plan, the Strategic Plan for the five-year period will flow from that, an Annual Performance Plan is developed to unpack the priorities for the year in question. The Budget structure for the plans is also adjusted accordingly. The Annual Budget contains a summary of projected income and expenditure for the year ahead and the subsequent four financial years. A five-year budget has been approved by the Board of the HWSETA and will guide the HWSETA in the execution of its business for the period 01 April 2021 to 31 March 2025.

The drafting of the plans is preceded by Strategic Planning sessions and session on Risks identification. The Strategic Plan is developed in accordance with the requirements of the Revised Framework for Strategic Plans and Annual Performance Plans (2019). A number of key assumptions were made when formulating the Strategic Plan:

That the National Human Resource Development Strategy will guide all skills development institutions and effectively coordinate Higher Education Institutions, TVET Colleges, and the SETAs' service delivery to the Nation;

- That the National Skills Development Plan (2030) is aligned to chapter 9 of the National Development Plan and Priority 3 of the Medium-Term Strategic Framework, and in turn the HWSETA Strategic Plan is aligned to the National Skills Development Plan;
- That HWSETA's Sector Skills Plan is based on sound

research and is a credible reflection of the skills development needs of the Health and Social Development Sectors;

- That the Department of Higher Education and Training (DHET) is the oversight Department to which the HWSETA is accountable to and that the DHET will promote an enabling environment for the HWSETA to implement its mandate and achieve its deliverables and outcomes;
- The Grant Regulations will be well received by employers and will enable the HWSETA to accelerate delivery overall; and
- There would be a smooth transition to the implementation of the NSDP (2030) which will enable the implementation of the White Paper on Post School Education.

The HWSETA has developed a materiality and significance framework, which outlines materiality and significance as follows:

- Materiality and significance (updated annually), is:
- any amount which results from criminal conduct, or
  - The value of R3.3 million and above which results from irregular, fruitless or wasteful expenditure caused by gross negligence.

The R3.3 million was calculated as being an average of annual income, including levies received and interest earned for the last two financial years at 0.5% to 1% of annual skills development levy income. HWSETA has taken the approach of setting a more conservative materiality level that will be used for all classes of the transaction instead of setting different materiality levels for each class of transactions.

All these plans are informed by national imperatives and plans such as the National Development Plan, the Strategic Plans of the Departments of Health and the Department of Social Development. The Delivery Agreement of the Minister of Higher Education, Science and Innovation would also find reflection through the SLA.

The HWSETA has changed its management philosophy to focus on performance management and regular progress reviews when managing the various projects and grants. This Management philosophy focuses on allowing Executive Managers to plan and review their annual outputs, duties, and project performance on a monthly basis with CEO and CFO reviews held regularly. These reviews are done formally with a specialized performance review IT system that shows deviations from plans and over and under-performance. Both the total HWSETA and the various sub-divisional scores are communicated to staff after each review session.

The DHET also has a monitoring role to fulfil on a quarterly basis. This serves as an early warning system whereby an assessment is performed by an outside party to ensure objectivity. This assessment and evaluation are informed by the key deliverables as contained in the SLA. Quarterly

reports are submitted to the Department of Higher Education and Training and these will culminate to a final performance report to be included in HWSETA's Annual Report.


The HWSETA through the functionality of the Committees of the Board, on an ongoing basis, ensures that commensurate capacity in terms of skills and human resource is in place, as well as capability in terms of the policies, procedures, processes and other tools. These create an enabling environment to facilitate the delivery of the targets as per the approved Strategic Plan. The support systems to ensure the execution of HWSETA's deliverables are well established.

The HWSETA has 6 divisions that each have an Executive Manager, support staff, necessary workflow systems, job models, and guidelines and procedures to execute their divisional functions effectively. The HWSETA also, has 9 Provincial Offices which are headed by an Executive Manager, with each having a Provincial Manager, support staff, necessary workflow systems, job models, and guidelines and procedures to execute operations at Provincial level.

The Chief Executive Officer of the HWSETA, on a quarterly basis, submits Strategic plan progress reports and the Chief Financial Officer tables management accounts, and a Risk Management progress report. These are standing items on

the agenda of the Board. The oversight role of the Authority is robust and effective.

On behalf of the Accounting Authority, the Chairperson of the HWSETA Board subsequently signs off and submits an Annual Report, including audited Annual Financial Statements, to the Minister of Higher Education, Science and Innovation, the National Treasury and the AGSA. This is tabled in Parliament by 30 September of each year. This same report will be tabled at the Annual General Meeting which will be held in November for stakeholders to consider and comment on.



Dr. N.V. Mnisi  
Chairperson: Health and Welfare SETA Board

# OFFICIAL SIGN –OFF

It is hereby certified that this strategic plan:

- Was developed by the management of the Health and Welfare SETA under the guidance of the Board and the Department of Higher Education and Training
- Takes into account all the relevant policies, legislation and other mandates for which the HWSETA is responsible
- Accurately reflects the impact and outcomes that the HWSETA will endeavor to achieve over the period 2020-2025.



**Mr S. Gcabashe**  
Executive Manager:  
Skills Development Programmes and Projects  
Health and Welfare SETA



**Ms B. Plaatjie**  
Executive Manager:  
Research Information Monitoring and Evaluation  
Health and Welfare SETA



**Ms B.J Batubatse**  
Executive Manager:  
Education, Training, and Quality Assurance  
Health and Welfare SETA



**Ms. Zandile Mafata**  
Chief Financial Officer  
Health and Welfare SETA




**Mr B. Padersi**  
Executive Manager: Corporate Services  
Health and Welfare SETA



**Ms. Elaine Brass, CA(SA)**  
Chief Executive Officer  
Health and Welfare SETA

Approved by



**Dr. N.V. Mnisi**  
Chairperson: Health and Welfare SETA Board

# TABLE OF CONTENTS

<b>ABBREVIATIONS AND ACRONYMS</b>	8
<b>PART A</b>	11
<b>THE MANDATE OF THE HEALTH AND WELFARE SETA</b>	11
1. CONSTITUTIONAL MANDATE	11
2. LEGISLATIVE AND POLICY MANDATES	11
2.1 Legislative Mandate	11
2.2 Policy Mandates	12
3. UPDATE TO RELEVANT COURT RULINGS	27
<b>PART B</b>	28
<b>STRATEGIC FOCUS OF THE HEALTH AND WELFARE SETA</b>	28
1. HWSETA VISION	28
2. HWSETA MISSION STATEMENT	28
3. VALUES OF THE HWSETA	28
4. SITUATIONAL ANALYSIS	28
5. EXTERNAL ENVIRONMENT	32
5.1 Political factors	32
5.2 Economic Factors	33
5.3 Socio cultural Factors	34
5.4 Technological Factors	36
5.5 Physical environmental Factors	37
5.6 Legal and regulatory Factors	37
6. INTERNAL ENVIRONMENT	40
6.5 Performance of the HWSETA in achieving 2021-2022 APP targets	43
6.6 Description of the strategic planning process	43
<b>PART C</b>	56
<b>MEASURING THE PERFORMANCE OF THE HEALTH AND WELFARE SETA</b>	56
1. Institutional Performance Information	56
1.2 Impact Statements	56
2. Explanation of Planned Performance over the five-Year Planning Period	63
E. Explanation of outcomes contributing to the achievement of the impact	64
3. Key Risks	64
<b>PART D:</b>	66
<b>TECHNICAL INDICATOR DESCRIPTOR</b>	66
ANNEXURE B: OVERVIEW OF 2022-2023 BUDGET AND MTEF ESTIMATES, RECONCILIATION OF BUDGETS AND MATERIALITY FRAMEWORK	78

AHPCSA	Allied Health Professions Council of South Africa	NEI	Nursing Education Institution
AIDS	Acquired Immune Deficiency Syndrome	NDP	National Development Plan
APP	Annual Performance Plan	NGO	Non-Governmental Organisation
AQP	Assessment Quality Partner	NGP	New Growth Path
ATR	Annual Training Reports	NHA	National Health Act, 61 of 2003
CBO	Community-Based Organisation	NHI	National Health Insurance
CDP	Community Development Practitioner	NPO	Non-Profit Organisation
CDW	Community Development Worker	NQF	National Qualifications Framework
CESM	Classification of Education Study Material	NSCA	National Senior Certificate for Adults
CHE	Council on Higher Education	NSDS	National Skills Development Strategy
CHW	Community Health Worker	NSF	National Skills Fund
CPD	Continuous Professional Development	NT	National Treasury
CYCW	Child and Youth Care Worker	OFO	Organising Framework for Occupations
DBE	Department of Basic Education	PBSW	Professional Board for Social Work
DBSA	Development Bank of South Africa	PBCYC	Professional Board Child and Youth Care
DHET	Department of Higher Education and Training	PFMA	Public Finance Management Act
DoH	Department of Health	PHC	Primary Healthcare
DSD	Department of Social Development	PIVOTAL	Professional, Vocational, Technical And Academic Learning
ECD	Early Childhood Development	PSETA	Public Service Sector Education Training Authority
ERRP	Economic Reconstruction Recovery Plan	QCTO	Quality Council for Trades and Occupations
FET	Further Education and Training	QDP	Quality Development Partner
FETC	Further Education and Training Certificate	RPL	Recognition of Prior Learning
GDP	Gross Domestic Product	SACSSP	South African Council for Social Service Professions
GET	General Education and Training	SANC	South African Nursing Council
GETC	General Education and Training Certificate	SAPC	South African Pharmacy Council
GP	General Medical Practitioner	SASSA	South African Social Security Agency
HASA	Hospital Association of South Africa	SAVC	South African Veterinary Council
HEI	Higher Education Institution	SAW	Social Auxiliary Worker
HEMIS	Higher Education Management Information System	SDA	Skills Development Act
HET	Higher Education and Training	SDF	Skills Development Facilitator
HIV	Human Immunodeficiency Virus	SDL	Skills Development Levy
HPCSA	Health Professions Council of South Africa	SIC	Standard Industrial Classification
HWSETA	Health and Welfare Sector Education and Training Authority	SSACI	Swiss South African Cooperation Initiative
MLW	Mid-level Worker	SSP	Sector Skills Plan
MRC	South African Medical Research Council	TB	Tuberculosis
MTEF	Medium Term Expenditure Framework	TVET	Technical and Vocational Education and Training
MTSF	Medium Term Strategic Framework	UMALUSI	Council for Quality Assurance in General and Further Education and Training
NC	National Certificate	WHO	World Health Organisation
NCV	National Certificate (Vocational)	WSP	Workplace Skills Plan

## THE MANDATE OF THE HEALTH AND WELFARE SETA

### 1. CONSTITUTIONAL MANDATE

The Constitutional mandate of the HWSETA as a sector education and training authority, originates from the Constitution of the Republic of South Africa, in section 29 (1b), and is stated as follows; "Everyone has the right to further education, which the state, through reasonable measure, must make progressively available and accessible".

### 2. LEGISLATIVE AND POLICY MANDATES

The HWSETA is a statutory body, a juristic person, and a schedule 3 entity – as per the Public Finance Management Act (PFMA). As an entity of the DHET, it derives its mandate from the Constitution of the Republic of South Africa, specifically Section 29 read with Schedule 4, which lists education at all levels, including tertiary education as a functional area of concurrent national and provincial legislative competence.

#### 2.1 Legislative Mandate

The HWSETA derives its mandate from:

- a) The Skills Development Act, 97 of 1998, as amended;
- b) The Skills Development Levies Act, 9 of 1999, as amended;
- c) The National Digital and Future Skills for South Africa Act, 350 of 2020
- d) The National Skills Development Plan, 2030
- e) The National Qualifications Framework Act, 67 of 2008, as amended;
- f) The Public Finance Management Act, 1 of 1999, as amended;
- g) National Treasury Regulations;
- h) SETA Grant regulations;
- i) All other (relevant/applicable) Human Resources and Industrial Relations Acts;
- j) All other Health and Welfare Acts and Regulations; and
- k) White Paper on Post-school Education.

The Skills Development Act, 97 of 1998 as amended, establishes Sector Education and Training Authorities under the Ministry of Higher Education and Training. Section 10 of this Act provides the mandate of SETAs. Section 10 (3), in particular, gives the mandate as follows; "A SETA must perform its functions in accordance with this Act, the Skills Development Levies Act, and its Constitution". To date, there are 21 SETAs established through section 9(1) of the Skills Development Act. The Health and Welfare SETA is one of the SETAs that was established by the Minister of Higher Education and Training to cover the health and welfare (social development) national economic sectors.

Section 10 (1) the Skills Development Act (97 of 1998) gives SETA a mandate to:

- a) Develop a Sector Skills Plan (SSP) within the framework of the National Skills Development Policy (NSDP);
- b) Implement the sector skills plan;
- c) Promote learning programmes;
- d) Register agreements for learning programmes;
- e) Perform any function delegated to it by the QCTO;
- f) Collect the skills development levies and disburse the levies;
- g) Liaise with the National Skills Authority.

Section 14 (1) (a) of the Skills Development Act (97 of 1998) mandates SETAs to receive 80% of the skills development levies, interest and penalties collected in respect of the SETA. The Skills Development Levies Act (9 of 1999), makes a provision for the imposition of the skills development levy for every employer to pay 1% of the total amount of remuneration paid or payable to its employees during any month, as per section 3 of the Skills Development Levies Act (9 of 1999). The Act prescribes that the skills development levy received by each SETA should fund the performance of functions and pay for its administration within a prescribed limit. The SETA Grant Regulations Regarding Monies Received by a SETA (section 3 (2) 2012) mandates SETAs to use all monies received in terms of the Skills Development Levies Act towards the:

- a) Administration of the activities of the SETA;
- b) Payment of mandatory grants to employers; and
- c) Implementation of the Sector Skills Plan (SSP) through the allocation of 80% of available discretionary grants to PIVOTAL programmes that address scarce and critical skills in its sectors.
- d) Implementation of the Annual Performance Plan (APP), which should set out:
  - i. a reasonable estimate of discretionary grants that will be available in the sector for training of scarce and critical skills through PIVOTAL programmes, that will receive grant allocations for training of learning and skills programmes identified as priorities set out in the SSP.
  - ii. how- the discretionary funds will be allocated to achieve SSP and National Skills Development Policy (NSDP) outputs and outcomes in the sector.
  - iii. how- the discretionary funds will be allocated to achieve impact in the sector and how it will be measured

Based on these regulations SETAs are expected to have spent or committed (through actual contractual obligations) at least 95% of discretionary funds available to it by the 31 March of each year. A maximum of 5% of uncommitted funds is allowed to be carried over to the next financial year.

The Constitution of the Health and Welfare SETA (2016) records the scope of coverage of the Health and Welfare Sector as determined by the Minister of Higher Education and Training in terms of section 9 (2) of the Skills Development Act (97 of 1998). The scope of coverage contained in the Constitution of the HWSETA (2016) enlists 53 categories of employers that fall within the Health and Welfare Sector. The Constitution of the HWSETA also enlists constituencies of the sector to include organised labour, organised employers, government departments, professional bodies, bargaining councils, and organisations of communities that have identifiable interest. The legal status of the Health and Welfare SETA is described by its Constitution as a statutory body and a juristic person.

The mandate of the HWSETA is contained in the Skills Development Act, No. 97 of 1998 as amended, and is articulated clearly in the White Paper for Post School Education and Training (2014). Table 1 below outlines this mandate in line with the various divisions of the HWSETA:

**TABLE 1: THE MANDATE OF THE HWSETA PER DIVISION**

<b>General</b>	
1. Address the needs of post-school sector 2. Focus on skills that will impact on growth and job creation in the health and welfare sector	
<b>FINANCE</b>	
3. Administering the levy grant in line with laws and regulations	
<b>RIME</b>	
<b>Research</b>	4. Be an authority on labour market intelligence in the Health and Welfare Sector 5. Conduct skills planning: 5.1 Identify and articulate skills needs of the sector 5.2 Develop sector skills plans, which are intended to outline current and future (short, medium, and long term) learning and qualifications needs of workers and employers 5.3 Ensure that government departments; agencies involved in assisting start-up businesses, cooperative development, community and rural development, and ABET are informed about: <ul style="list-style-type: none"> <li>◦ key trends in the skills development sector,</li> <li>◦ the skills development needs that are emerging across established business,</li> <li>◦ how these differ for large, medium, and small businesses,</li> <li>◦ the kinds of opportunities that this may suggest for start-up businesses, cooperatives and for community and rural development</li> </ul>
	Through research-based evaluations: 6. Measure the efficiency and effectiveness of the HWSETA interventions 7. Examine the extent to which the HWSETA has affected the provision of skills to enable the economy to grow as well as to ensure that individuals can progress along valid learning pathways 8. Monitor and evaluate the impact of skills interventions in the health and welfare sector
<b>M&amp;E</b>	
<b>CORPORATE SERVICES</b>	
9. Provide adequate capacity in the HWSETA to conduct: 9.1 skills planning and meet the critical purpose of identifying and articulating skills needs in the sector 9.2 quality assurance of training taking place in the sector	
<b>Skills Development Programmes and Projects</b>	
10. Develop interventions that are agreed upon with stakeholders and can improve the match between education and training supply and demand 11. Foster relations with government departments, agencies involved in assisting start-up businesses, cooperative development, community and rural development, AET etc 12. Address skills need of established employers, business, and government to meet the needs of existing workers and the unemployed and pre-employed individuals who will be entering business or government departments 13. Facilitate access to AET for workers in the health and welfare sector (even if this is to direct them to relevant institutions)	
<b>Education, Training, and Quality Assurance</b>	
14. Improve quality of learning taking place in the health and welfare sector 15. Support the development of providers of education and training	

## 2.2 Policy Mandates

Policy mandates are directed by the Service Delivery Agreements entered-into by ministers of:

- Department of Higher Education and Training;
- Department of Health; and
- Department of Social Development.

This Strategic plan is based on a number of key Government Priorities, which include the following:

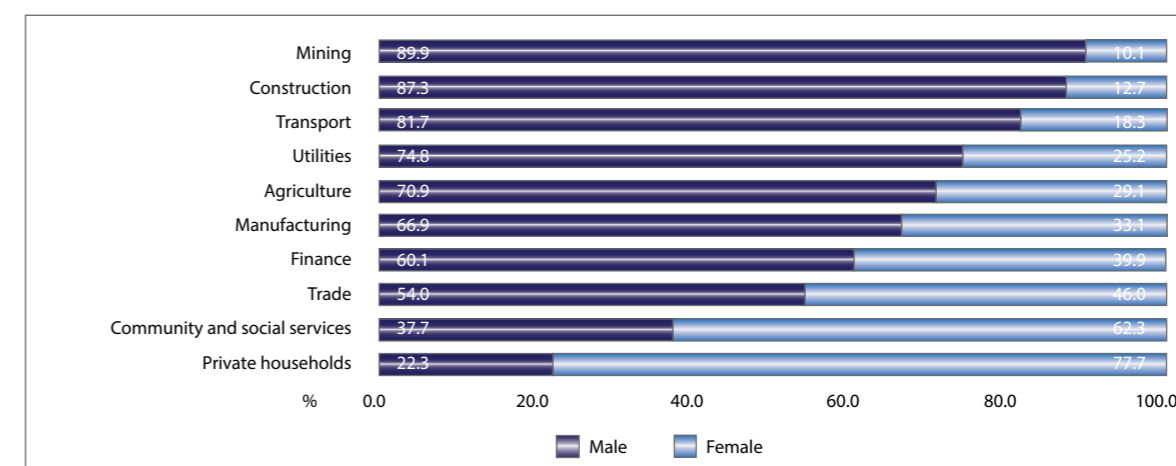
- The State of the Nation Address (SONA) 2022
- The Sustainable Development Goals, 2030
- The National Development Plan, 2030
- The Revised Medium-Term Strategic Framework 20219-2024, Priority 3: Education, Skills, and Health
- The National Skills Development Plan (NSDP) 2030
- Economic Reconstruction Recovery Plan Skills Strategy, 2022 (refer to figure 1 below)
- The National Digital and Future Skills for South Africa Act 530 of 2020 (refer to figure 2 below)

### 2.2(a) The State of the Nation Address (SONA, 2022)

The State of the Nation Address pointed out the following priorities for the country:

- (a) Continued divide of society by race, geography, gender, education, unemployment. As an entity of the government mandated with the function of promoting skills development, the HWSETA sets numerical targets intended to ensure the equitable representation of suitably qualified people based on race, gender, geographic location, and youth, as follows:
  - (i) The 22nd Commission for Employment Equity Annual Report 2021-2022 states that the economically active population for males is 55,3% and for females 44,7%. This includes both employed and unemployed citizens of the ages 15 to 64 years of age, who are considered to be of the economically active age group. However, the Stats SA Quarter 1 Labour Force Survey (2022) indicates an average of 65% of employed males across ten sectors reflected on the figure below, and 35% of employed females, with females being employed predominantly in private house-holds and community-social services industries. To bring equality between employed males and females, and to promote employment of females within occupations that offer more of professional services such as those of the health sector, the HWSETA sets numeric percentage targets for the unemployed at 75% for females and 35% for males.

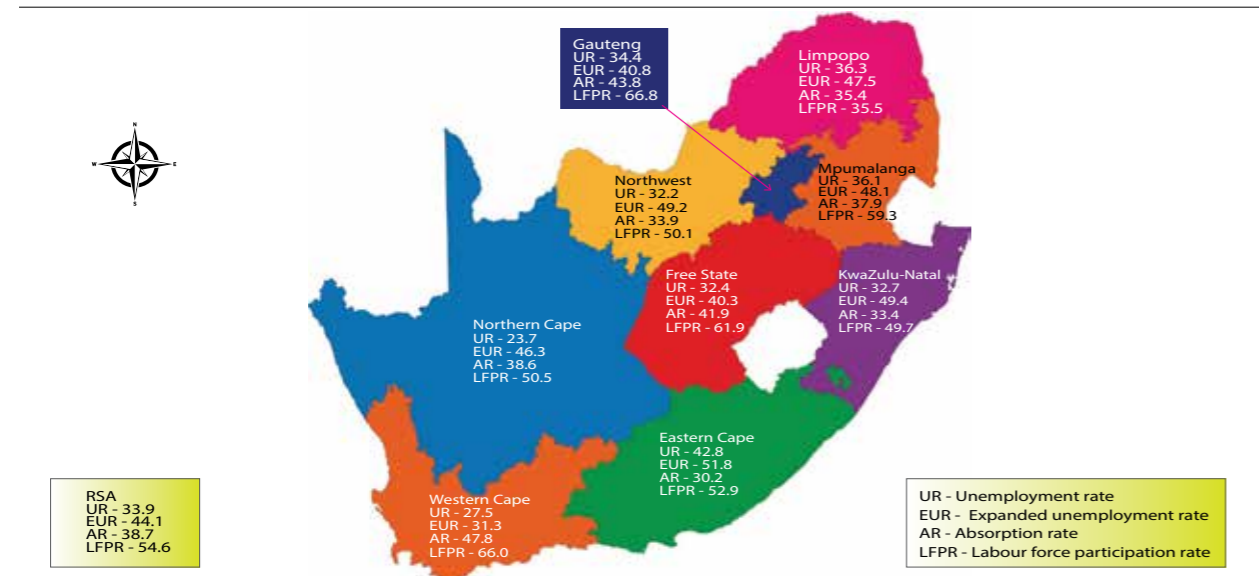
**FIGURE 1: PERCENTAGE DISTRIBUTION OF THOSE WHO WORKED DURING LOCKDOWN BY INDUSTRY AND SEX, Q1: 2022**



Source: Stats SA Quarter 1 Labour Force Survey for Jan-March 2022

- (ii) The commission further reports that of the economically active population (which includes both employed and unemployed persons), 79,4% are Africans, 9,1% are Coloured, 2,7% are Indian, and 8,8% are White. For employed persons only, the commission measures the top management population to comprise 63% Whites, 17% African, 5,9% Coloured, 10,9% Indians, and 3% foreign nationals. To create a pipeline of Africans, Coloureds, and Indians eligible for top management positions, the numerical percentage targets for race will have to be aligned with EAP composition of each race. Therefore, the HWSETA sets targets for the employed at 80% for Africans, and 9% Coloured and 3% for Indians.
- (iii) Stats SA Quarter 1 Labour Force Survey for Jan-March 2022 reports the following findings for provincial spread of unemployment in the country:

FIGURE 2: PROVINCIAL UNEMPLOYMENT RATE (STATS SA, Q2 LABOUR FORCE SURVEY 2022)



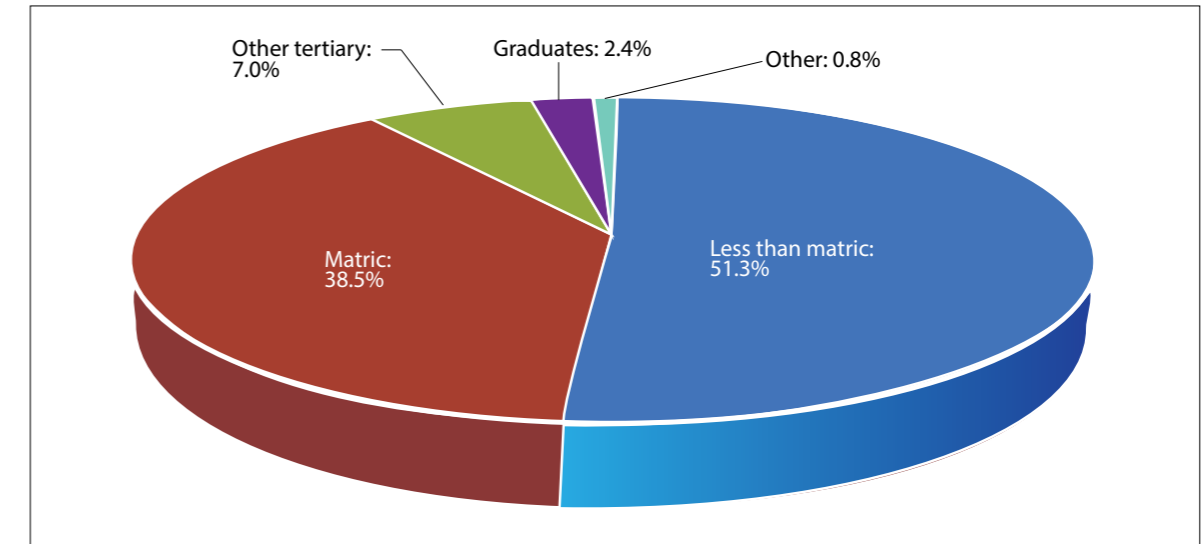
As such, the HWSETA will target 24 of the 52 metropolitan and district municipalities identified as part of the Development Model of the South African Government. The following are the municipalities where a minimum of 60% employed and unemployed persons will be targeted for skills development initiatives.

FIGURE 3: GEOGRAPHIC LOCATIONS BY METROPOLITAN AND DISTRICT MUNICIPALITY DEVELOPMENT MODEL

GEOGRAPHIC LOCATIONS OF TARGETS (based on the Municipal development Model)				
	MUNICIPALITY	PROVINCE	MUNICIPALITY	PROVINCE
1	Alfred Nzo District Municipality	Eastern Cape	13 Zululand District Municipality	KwaZulu Natal
2	Chris Hani District Municipality	Eastern Cape	14 uMkhanyakude District	KwaZulu Natal
3	OR Tambo District Municipality	Eastern Cape	15 Ugu District	KwaZulu Natal
4	Buffalo City Metropolitan Municipality	Eastern Cape	16 Harry Gwala District Municipality	KwaZulu Natal
5	Nelson Mandela bay Metropolitan Municipality	Eastern Cape	17 Thabo Mofutsanyana District Municipality	Free State
6	Ehlanzeni District Municipality	Mpumalanga	18 Xhariep District Municipality	Free State
7	Nkangala District Municipality	Mpumalanga	19 Ngaka Modiri Molema District	North West
8	Johannesburg Metropolitan Municipality	Gauteng Province	20 Dr Kenneth Kaunda District Municipality	North West
9	Vhembe District Municipality	Limpopo	21 Central Karoo District Municipality	Western Cape
10	Mopani District Municipality	Limpopo	22 Cape Town Metropolitan Municipality	Western Cape
11	Sekhukhune District Municipality	Limpopo	23 John Taolo Gaetsewe District	Northern Cape
12	uThukela District Municipality	KwaZulu Natal	24 Francis Baard District Municipality	Northern Cape

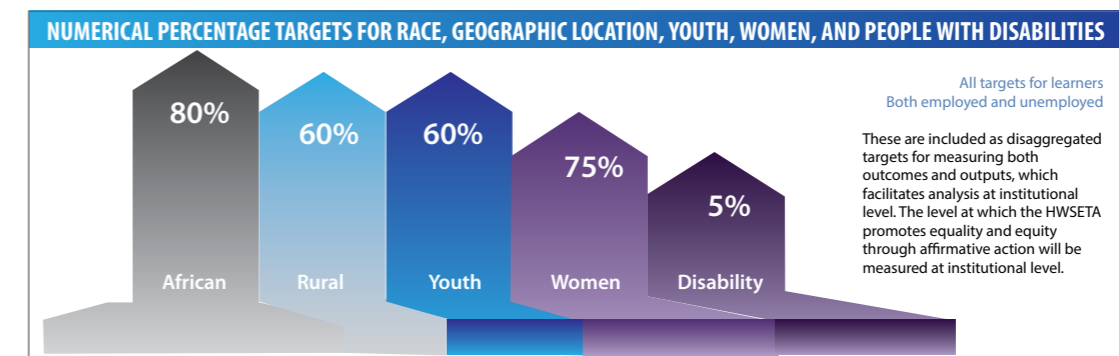
(iv) Stats SA Quarter 2 Labour Force Survey for April-June 2022 reports that 35,7% of youth (15-34 years) were Not in Employment, Education, or Training by June 2022. Also, this report shows that a high number of unemployment are people with less than matric (51,3%), followed by those with matric (38,5%), and 9,4% of those with post-education and training qualifications. To accelerate skills development for the youth, HWSETA sets a numerical percentage target of 60% of Youth in its skills development programmes.

FIGURE 4: PROPORTION OF THE UNEMPLOYED BY EDUCATION LEVEL (2022 Q2 LABOUR FORCE SURVEY, STATS SA)



(v) The 22nd Commission for Employment Equity Annual Report 2021-2022 states that disability representation remains a worrying factor as it has not shifted over the past two years, remaining at 1.4% across all occupational level, with the Health and Social Development sector remaining at 0,6% (Sector Skills Plan Update 2022-2023). The HWSETA places a numerical target of 5% for people with disabilities across its programmes.

FIGURE 5: NUMERICAL PERCENTAGE TARGETS OF THE HWSETA FOR RACE, GEOGRAPHIC LOCATION, YOUTH, WOMEN, AND PEOPLE WITH DISABILITIES



(vi) "The President pointed out that 'government does not create jobs, but business creates jobs. Around 80% of all the people employed in South Africa are employed in the private sector,'" (President of RSA, 10 February 2022). For the health sector, employment by private sector is at 66% and for the social development sector employment by the private sector is at 25%. The President, in his address goes further to state that the key task of government is to create the conditions that will enable the private sector, both big and small, to emerge, to grow, to access new markets, to create new products, and to hire more employees. To heed the call of the President, the HWSETA has put in place a strategy for stimulating self-employment of Social Service Providers. This is summarised in the figure below

FIGURE 6: BACKGROUND TO THE STRATEGY OF THE HWSETA TO STIMULATING SELF-EMPLOYMENT OF SOCIAL SERVICE PROFESSIONALS THROUGH SOCIAL ENTREPRENEURSHIP

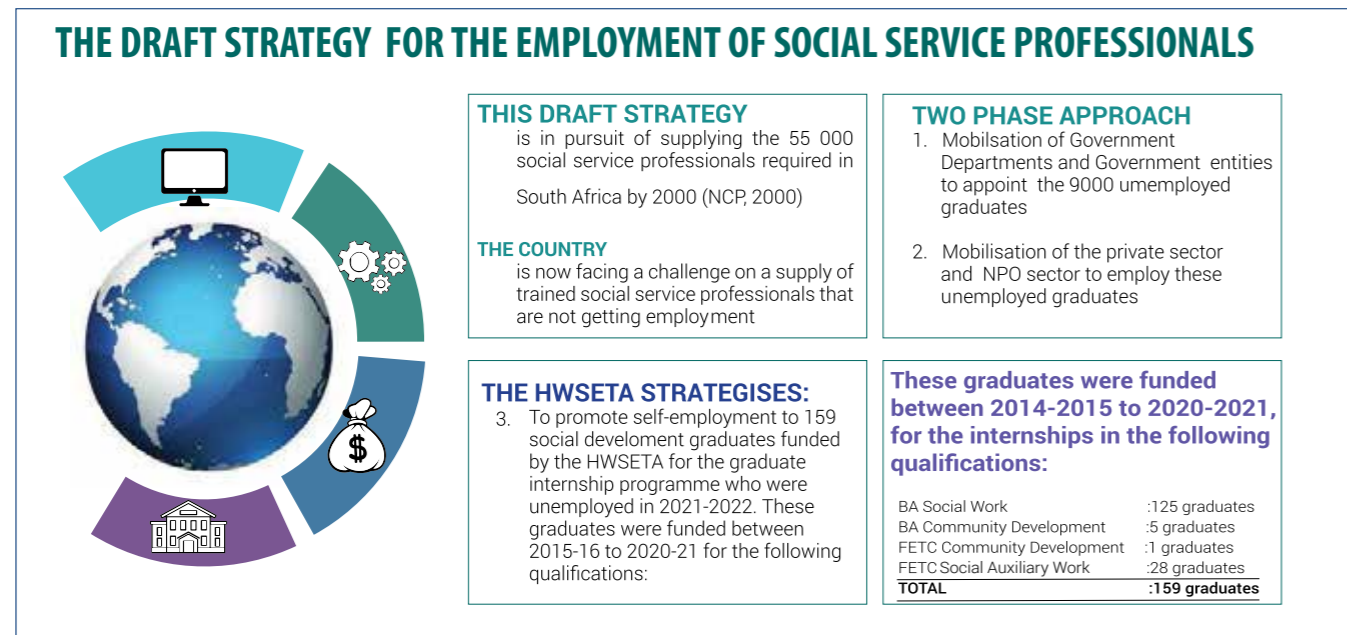


FIGURE 7: STEP ONE – FORMATION OF PARTNERSHIPS

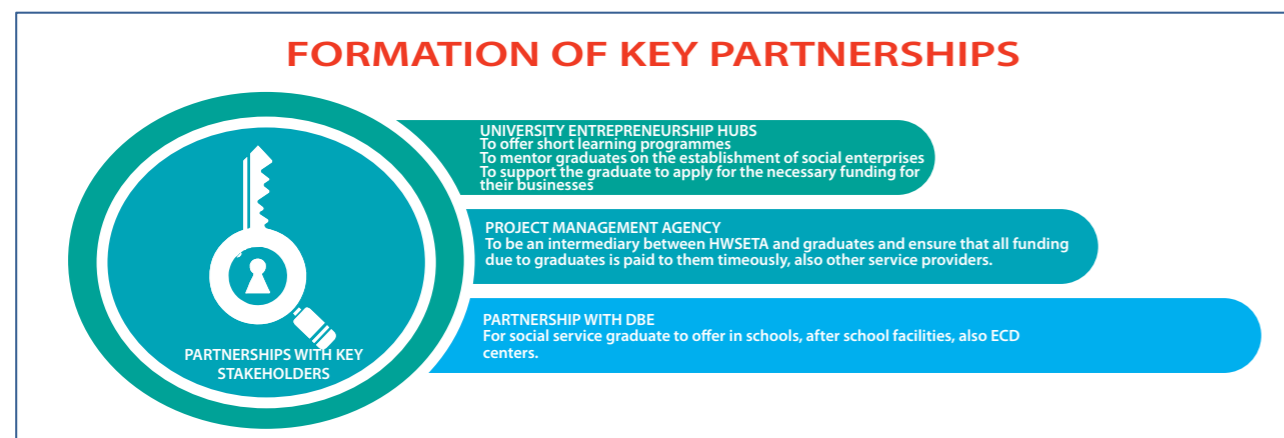


FIGURE 8: MODEL OF SUPPORT TO BE GIVEN TO SOCIAL SERVICE GRADUATES

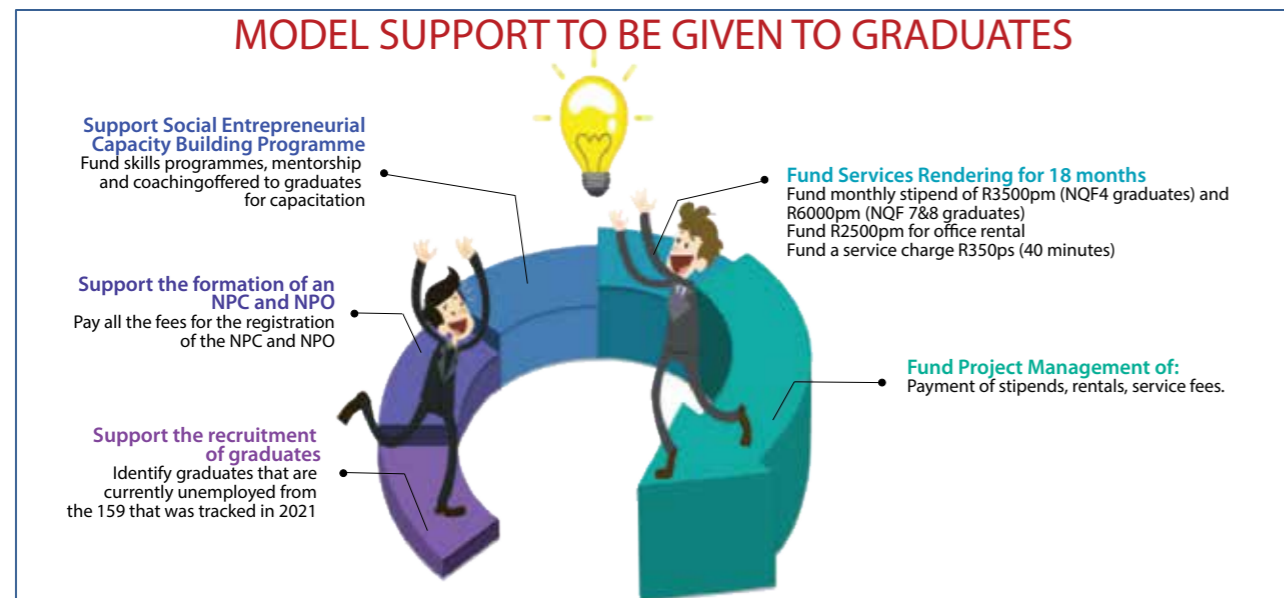



FIGURE 9: SOCIAL VALUE TO BE CREATED BY NON-PROFIT COMPANIES



2.2(b) Sustainable Development Goals

The overall aim of the Sustainable Development Goals (SDG) is a universal agenda for a comprehensive, far-reaching and people-centred goals set to realize the human rights of all, and to achieve gender equality and the empowerment of all women and girls. The SDG and targets came into effect on 1 January 2016. It consists of 17 goals and 169 targets. Goals aligned to the mandate of the HWSETA include:

**Goal 3:** Ensure healthy lives and promote well-being for all at all ages,

**Goal 4:** Ensure inclusive and equitable quality education and promote lifelong learning opportunities for all, and

**Goal 8:** Promote sustained, inclusive and sustainable economic growth, full and productive employment and decent work for all. The HWSETA will therefore contribute towards the achievement of the following targets:

TABLE 2: IMPLICATIONS OF SDG FOR STRATEGIC PLANNING OVER THE FIVE-YEAR PLANNING PERIOD

Sustainable Development Goal	Implications for Strategic Planning
<b>Goal 4: Ensure inclusive and equitable quality education and promote lifelong learning opportunities for all</b>	
By 2030, ensure that all girls and boys have access to quality early childhood development, care and preprimary education so that they are ready for primary education	The HWSETA will contribute towards the achievement of this target by funding the training of Early Childhood Practitioners so that the quality of early childhood development services could be strengthened.
By 2030, ensure equal access for all women and men to affordable and quality technical, vocational and tertiary education, including university	The HWSETA will contribute towards the achievement of this target by offering bursaries to unemployed women and men to enroll for technical and vocational training. The HWSETA will also offer bursaries to employed and unemployed women and men to enroll for university programmes.
By 2030, substantially increase the number of youth and adults who have relevant skills, including technical and vocational skills, for employment, decent jobs and entrepreneurship	The HWSETA will contribute towards the achievement of this target by funding employed and unemployed youth and adults through learnerships, apprenticeships, and bursaries for undergraduate and post-graduate education.
By 2030, ensure that all youth and a substantial proportion of adults, both men and women, achieve literacy and numeracy	The HWSETA will contribute towards the achievement of this target by funding youth and adult, both men and women, to be trained on literacy and numeracy through Adult Education and Training (AET) programmes.
<b>Goal 3: Ensure healthy lives and promote well-being for all at all ages</b>	
Strengthen the prevention and treatment of substance abuse, including narcotic drug abuse and harmful use of alcohol	The HWSETA will contribute towards the achievement of this target by funding health workers and social service workers on substance abuse, including narcotic drug abuse and harmful use of alcohol
Support the research and development of vaccines and medicines for the communicable and noncommunicable diseases that primarily affect developing countries,	The HWSETA will contribute towards the achievement of this target by supporting research on the development of vaccines and medicines for communicable and non-communicable diseases that affect South Africa.



Substantially increase health financing and the recruitment, development, training and retention of the health workforce in developing countries, especially in least developed countries and small island developing States	The HWSETA will contribute towards the achievement of this target by supporting training of the health workforce.
<b>Goal 8: Promote sustained, inclusive and sustainable economic growth, full and productive employment and decent work for all</b>	
By 2030, substantially reduce the proportion of youth not in employment, education or training	The HWSETA will contribute towards the achievement of this target by targeting youth not in employment when funding unemployed persons through its skills development programmes.
Protect labour rights and promote safe and secure working environments for all workers, including migrant workers, in particular women migrants, and those in precarious employment	The HWSETA will contribute towards the achievement of this target by supporting training of members of Trade Unions and OHS committee members of organisations in the health and welfare sector.

### 2.2(c) The National Development Plan

The overall aim of the National Development Plan (NDP) in relation to health and social development is to enable all South Africans to maintain a decent living standard, have universal access to healthcare and enjoy adequate social protection (NPC 2012d:68-69). Table 5 summarises the strategic actions needed to achieve these aims and the resulting implications for skills planning in the health and social development sector.

TABLE 3: IMPLICATIONS OF NDP FOR STRATEGIC PLANNING OVER THE FIVE-YEAR PLANNING PERIOD

NDP	Implications for Strategic Planning
<b>Health: Access to quality health care for all, reduce disease burden and raise life expectancy</b>	
Strengthen the health system: Build service capacity & expertise Set norms & standards for care	Supply adequate skills mix across the entire health system to provide effective, efficient, affordable & quality care; Train more professional & specialist nurses & strengthen nurse training platforms; and Improve health system management, safety in healthcare & clinical governance
Re-engineer primary healthcare	Deploy ward-based outreach teams & expand school health services; Contract in sessional doctors & deploy clinical specialist teams trained in family health; and train nurses in primary health care
Expand community-based care & environmental health	Train community health workers to focus on maternal, child & women's health & basic household & community hygiene & expand environmental health services
Increase access to antiretroviral treatment & reduce TB infection rates	Train more health professionals & health workers to monitor treatment, & employ more pharmacists & pharmacy technicians to distribute & administer medication
Provide National Health Insurance to give universal healthcare coverage	Improve financial management & procurement of health services, medicine & goods; Improve health facilities & expand training of health professionals; and set staffing norms & improve human resources capacity, training & HR management
<b>Social Development: Provide integrated social protection &amp; enable citizens to live with dignity</b>	
Expand basic social welfare services for vulnerable groups	Provide protection & care services for children, families, the elderly & disabled; train more social service workers on all occupational levels, and build management & governance capacity of NGOs to sustain service provision
Enable children to access social care, education safety & nutrition	Expand provision of early childhood development programmes & train ECD practitioners; address the social impact of HIV/AIDS & other challenges on children; strengthen child protection services, supervision & mentorship for youth & orphans; and train caregivers & social work specialists (e.g. probation officers & registered counsellors)
Support communities with sustainable livelihoods & household food security	Train community development practitioners & enhance skills set of the current workforce; and build the capacity of community-based organizations to provide effective community development
Reduce social crime & support victims	Increase social care & support to families & victims, and train social workers to manage substance abuse & crime prevention programmes
<b>PSET related outcomes</b>	
Support the upskilling of academic staff to obtain PhD	Support health and social development sector academic staff to obtain PhDs.

### 2.2 (D) THE REVISED MEDIUM-TERM STRATEGIC PLAN (2019-2024)

The mandate of the HWSETA is linked to Priority 3: Education, Skills, and Health (refer to table 2 and 3 below).

TABLE 4: GOVERNMENT PRIORITIES FROM THE MEDIUM-TERM STRATEGIC FRAMEWORK 2019-2024

2024 Impact	Outcome Statement	Outcome Indicator	Interventions
Improved economic participation and social development	Expanded access to PSET opportunities	Annual registrations for SETA supported Work-based learning (WBL) programmes	Promote the take up of artisanal trades as career choices among youth SETAs identify increasing number of workplace-based opportunities and make information of work-based learning known to the public
		Annual registrations for SETA supported Work-based learning (WBL) programmes	SETAs identify increasing number of work-place based opportunities and make information of work-based learning known to the public
		Improved quality of PSET provisioning	Strengthen skills planning

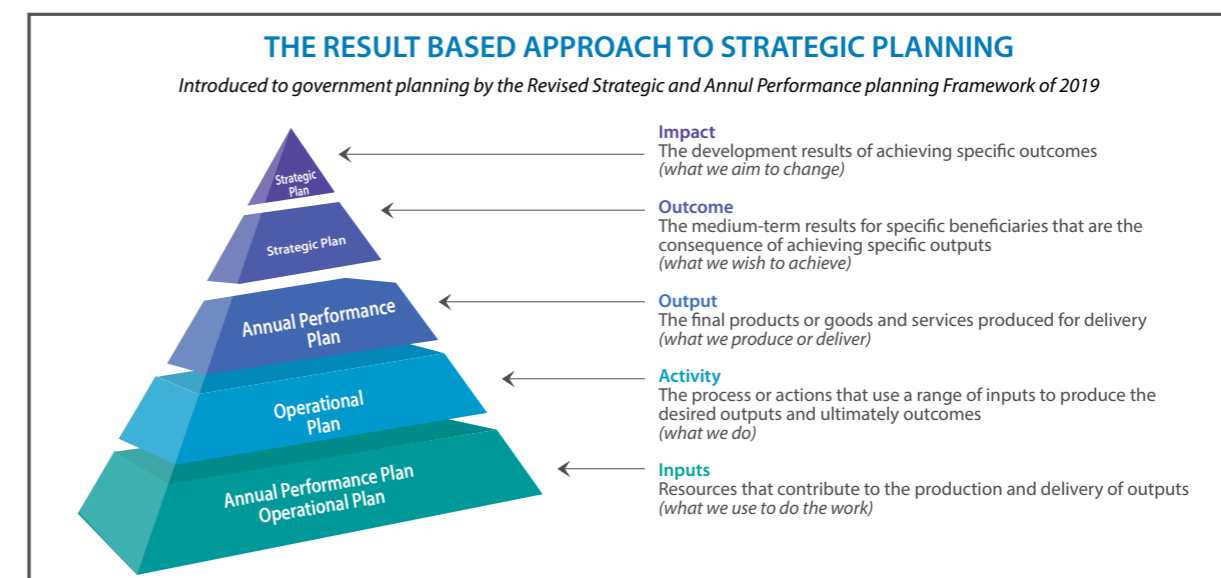
TABLE 2: GOVERNMENT PRIORITIES FROM THE REVISED MEDIUM-TERM STRATEGIC FRAMEWORK 2020-2024

GOVERNMENT PRIORITIES The Revised Medium Term Strategies Framework, 2020		
SONA PRIORITY	REVISED MTSF PRIORITIES	REVISED MTSF INTERVENTIONS
Defeat the Coronavirus Pandemic	Education, Skills and Health	<ul style="list-style-type: none"> <li>Enable legal framework through the NHI Bill</li> <li>Rollout quality health improvement programme</li> <li>Develop a health human resource strategy and fill critical posts</li> <li>Rollout the National Covid-19 Vaccination Programme across the country</li> <li>Develop and operationalise an ECD planning, funding, registration and information system</li> <li>Improve access to early childhood development (ECO)</li> <li>Indigenisation of pharmaceutical production including through state owned company</li> <li>Training of small-scale farmers and livestock handlers in Primary Animal Health Care (PAHC)</li> <li>Enter into partnerships to support animal health related research projects of the DALRRAD</li> </ul>
Education: Improving school readiness, ECD planning and funding	Education, Skills and Health	
Accelerate Economic recovery	Economic Transformation and Job Creation	
Strengthening agriculture and food security	74,626 small-scale farmers will be supported to expand production and access markets To intensify agricultural research and DALRRAD currently support 38 research projects with an investment of R10 million	

FIGURE 5: LINKING OUTCOME STATEMENTS TO IMPACT STATEMENTS

### 1.2(E) THE NATIONAL SKILLS DEVELOPMENT PLAN (2030)

The strategic and annual performance planning is guided by the Revised Framework for Strategic Plans and Annual Performance Plans (2019), which introduced the results-based planning approach to Government Planning as follows:



The National Skills Development Plan (2030) with its eight outcomes are translated into eight strategic outcomes and four impact statements of the strategic plan of the HWSETA, as illustrated in the next figure below:

FIGURE 11: ALIGNMENT OF NSDP OUTCOMES TO HWSETA OUTCOMES

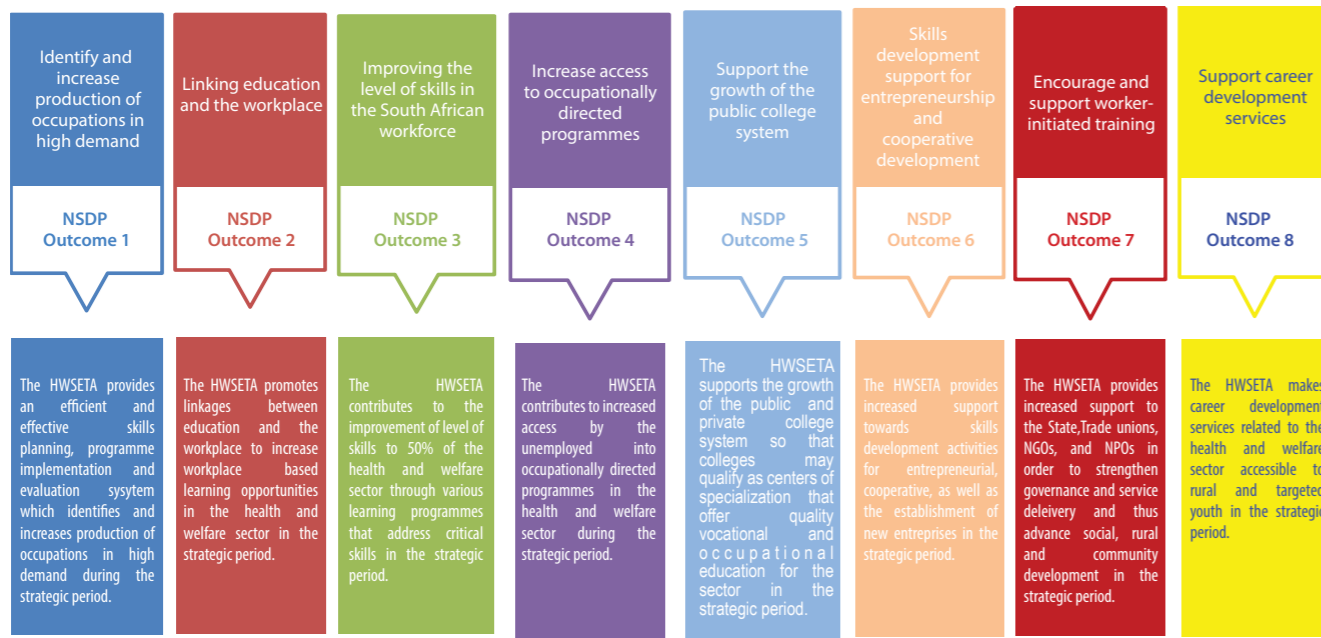
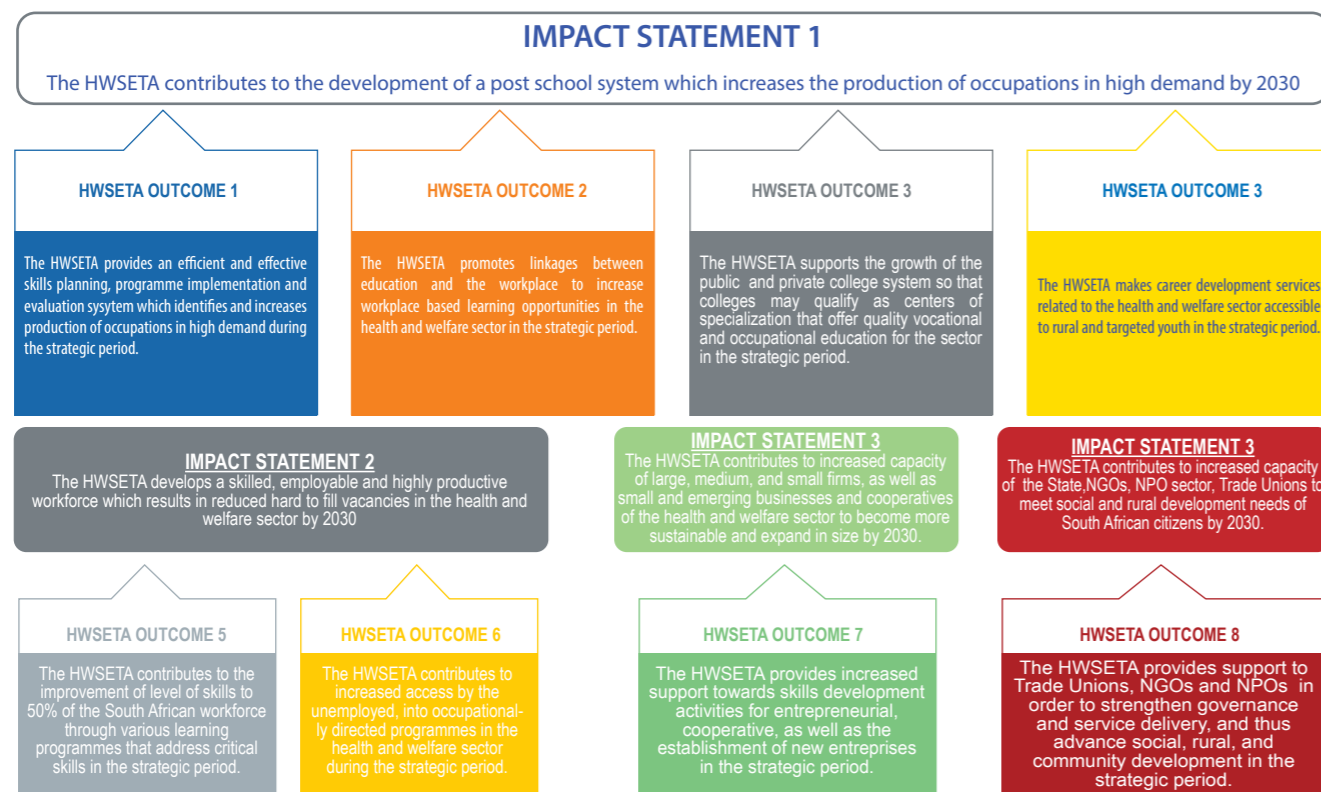


FIGURE 12: LINKING OUTCOME STATEMENT TO IMPACT STATEMENTS FOR THE HWSETA STRATEGY



It should be noted that the HWSETA has both legislated and good governance reporting requirements:

TABLE 6: LEGISLATED AND GOOD GOVERNANCE REPORTING REQUIREMENTS

No.	Report or document	Reporting Authority	Date
1	National Treasury documents, returns etc.	National Treasury (NT); Auditor-General South Africa (AGSA)	When required
2	Public Entity Quarterly Reporting	National Treasury	Quarterly
3	Annual Financial Statements	AGSA, Executive Authority (DHET), NT	Within 2 months after year-end
4	Annual report	DHET, NT and AGSA	Within 2 months after year-end
5	Financial misconduct procedures report	DHET, NT, AGSA	Annually
6	The budget of estimated revenue and expenditure for the year	DHET	6 months prior to the start of the financial year
7	Report on actual revenue and expenditure for the quarter	DHET	Within 30 days of the end of the quarter
8	Report on compliance with the PFMA	DHET	Quarterly
9	SETMIS-SETA Quarterly Management Report	DHET	Quarterly
10	Strategic plan	DHET	6 months prior to the start of the financial year

Over and above, the reporting listed above, the HWSETA Board and Sub-Committees of the HWSETA Board receive the following reports:

- Quarterly reporting on financial and performance results
- Research, Monitoring and Evaluation Reports
- Internal Audit Reports
- External Audit – management report and external audit report
- Formulated policies and amendments
- Risk Management Reporting
- Authority matters

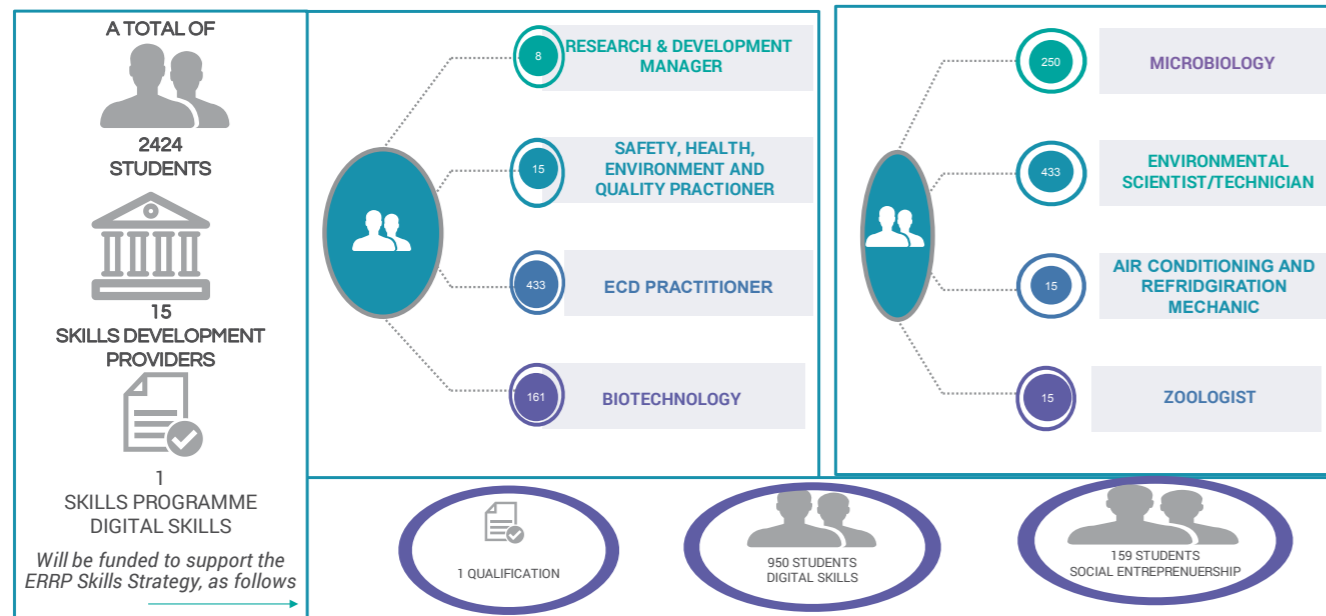
It should also be noted that the Board Chairperson and CEO from time to time, on request, make presentations to the Parliament of the Republic of South Africa:

- Annual reporting on performance and financial results of the HWSETA
  - Ad hoc reporting when required
  - Responses to parliamentary questions
- Finally, HWSETA's commitment to keeping stakeholders informed of HWSETA's activities results in:
- Annual report at the Annual General Meeting each year
  - CEO interaction sessions
  - Board stakeholder sessions
  - Website notices and publications
  - Provincial Skills Development Forums.

2.2(F) ERRP SKILLS STRATEGY

The ERRP Skills Strategy contains 102 occupations required by the ERRP which are considered to have skills shortages. From this list, the HWSETA has 8 occupations falling within its ambit and these include the following:

FIGURE 13: CONTRIBUTION OF THE HWSETA TO THE ERRP SKILLS STRATEGY



The figure above also shows the contribution that will be made by the HWSETA towards achieving the ERRP Skills Strategy annually.

TABLE 7: INTERVENTIONS OF THE ERRP SKILLS STRATEGY, ERRP OCCUPATIONS, AND PROGRAMMES OF THE HWSETA

ERRP INTERVENTION	ERRP OCCUPATIONS	INTERVENTION 1	INTERVENTION 2
1	Digital skills	Skills Programmes	Lecture Development
2	Safety, Health, Environment and Quality (SHE&Q) Practitioner	Accreditation of SDPs	
3	Microbiologist	University Internships	Learnerships
	Air-conditioning and Refrigeration Mechanic	Artisans	
	Early Childhood Development Practitioner	Learnerships	
	Zoologist	Under-graduate Bursaries	
4	Environmental Scientist (Environmental Technician)	Learnerships	
	Research and Development Manager	Post-graduate Bursaries	Under-graduate Bursaries
	Biotechnologist	Post-graduate Bursaries	Under-graduate Bursaries
5	Microbiologist	Qualifications Development	Under-graduate Bursaries
	Digital Skills	Qualifications Development	
7	Social Entrepreneurship	SME Development	
10	Microbiologist	TVET WIL	

2.2 (G) SUPPORT FOR THE SECTOR

The HWSETA will provide specific support to the health sector, social development sector, and the National Digital and Future Skills Strategy. The support is illustrated in the three following figures, as follows:

FIGURE 14: : SUPPORT FOR THE HEALTH SECTOR

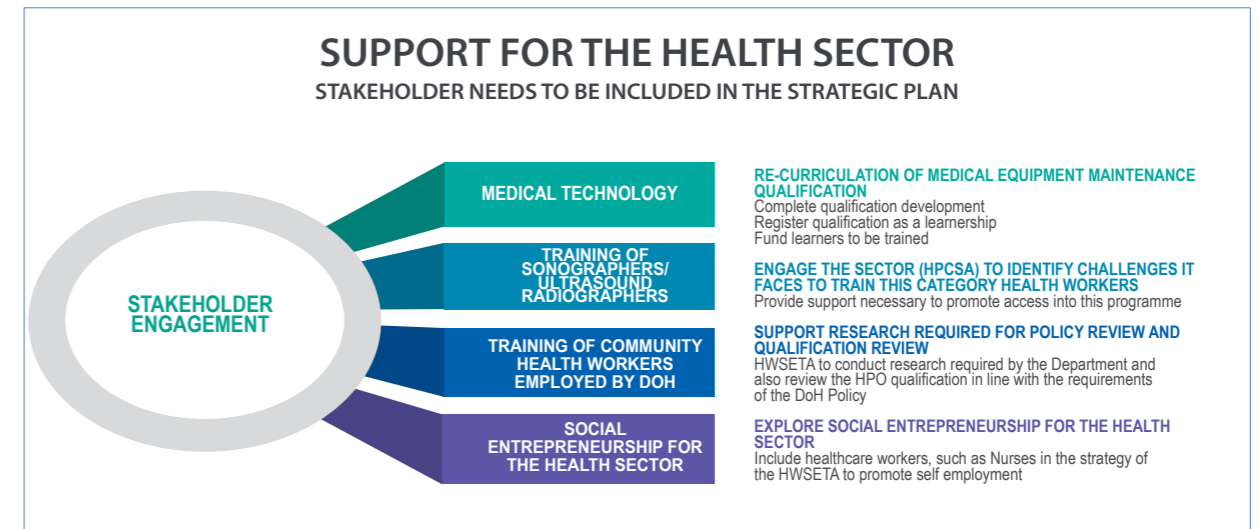
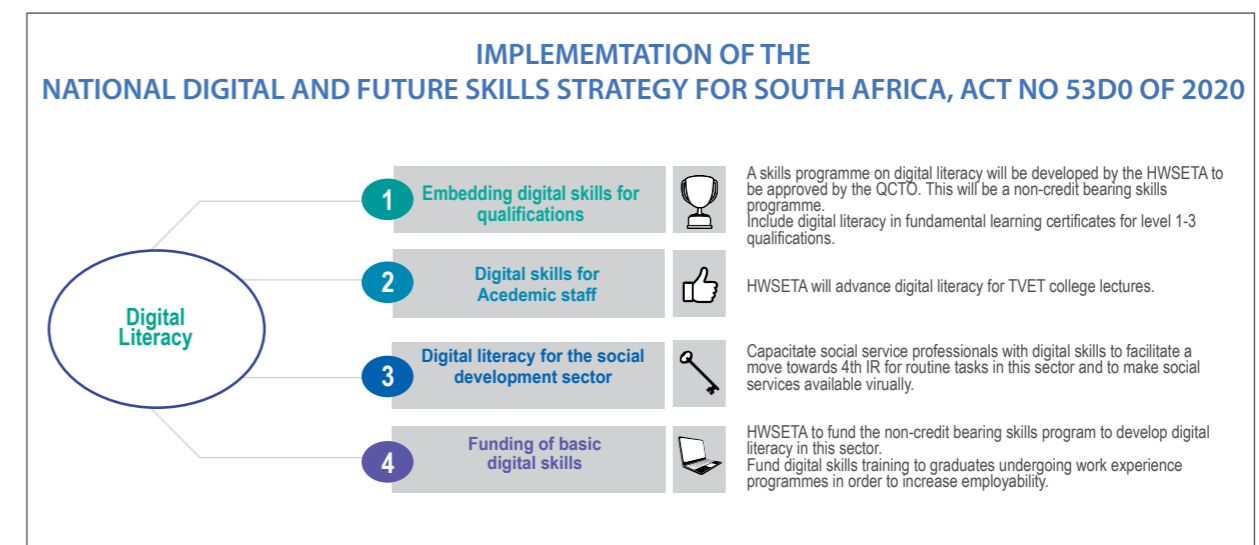


FIGURE 15: SUPPORT FOR THE SOCIAL DEVELOPMENT SECTOR



FIGURE 16: SUPPORT FOR THE NATIONAL DIGITAL AND FUTURE SKILLS STRATEGY



### 3. UPDATE TO INSTITUTIONAL POLICIES AND STRATEGIES OVER THE FIVE-YEAR PLANNING PERIOD

Guided by its institutional policies, the HWSETA endeavors to implement the following strategies over the five-year period:

**TABLE 8: INSTITUTIONAL POLICIES AND STRATEGIES OVER THE FIVE-YEAR PLANNING PERIOD**

Policy of the HWSETA	Strategy over the five years
Research Policy	<ul style="list-style-type: none"> <li>Develop Sector Skills Plan to identify occupations in demand and skills needs</li> <li>Conduct research to produce research outputs stipulated in the NSDP (2030)</li> <li>Support research agendas of professional councils, the Workers College, National Health Laboratory Services, SANGO Net, and the South African Federation for Mental Health</li> <li>Publish research papers produced by candidates of post-graduate beneficiaries that are aligned to the research agenda of the HWSETA</li> <li>Support authorship of books and funding of research fellows.</li> <li>Support health and welfare sector lecturers and students from higher education institutions to conduct research in curriculum development.</li> <li>Conduct Surveys that focus on current and future digital skills</li> </ul>
Quality Assurance Policies of the HWSETA	<ul style="list-style-type: none"> <li>To accredit skills development providers to offer occupational qualifications</li> <li>Register Assessors and Moderators</li> <li>Endorse learner achievements and issue qualification certificates</li> <li>Administer EISA examinations on behalf of the HWSETA</li> <li>Develop occupational qualifications for the sector</li> <li>Translate all HWSETA learning materials to Brail.</li> <li>Promote the offering of training by skills development providers to be through e-learning</li> <li>Foster partnerships between TVET Colleges and Private Colleges to offer health and welfare sector education programmes</li> <li>Include sectorally appropriate digital skills development, within training programmes and internships</li> <li>Occupational qualifications developed by the HWSETA should secure the by-in of other PSET subsystems for recognition and seamless articulation.</li> </ul>
Discretionary Grant Policy	<ul style="list-style-type: none"> <li>Target Youth not in Employment, Education or Training (NEET) for job creation</li> <li>Support for small businesses that are owned by persons with disabilities</li> <li>Fund learning programmes as defined by the Skills Development Act</li> <li>Fund Continuous Professional Development (CDP) activities</li> <li>Fund Honours Degrees to create a pipeline for persons eligible to enroll for Master so as to achieve the NDP objective to produce more PhDs and expand the proportion of university teachers with PhDs from 46% in 2018 to 50% by 2024 and also to facilitate professional registration for occupations that require a Masters degree to practice (such as psychology)</li> <li>Develop lecturers of TVET, other Colleges in the sector, and universities through post-graduate bursaries.</li> <li>Support to post-school education institutions of learning with teaching aids to strengthen learner support.</li> <li>Teaching aids such as uniforms for Radiography students, for example, who require R4000 to purchase the uniform, which protects them from radiation. Other teaching aids include computer centers, cadavers, simulation aids etc.</li> <li>Support for NGOs and NPOs by the HWSETA will involve funding of skills development initiatives to strengthen governance and fundraising skills. Also, these organizations will be capacitated to become workplaces where host-employers can place learners for work-integrated learning and internship programmes.</li> <li>Fund veterinary and para-veterinary students ensuring that there is enough veterinary professionals to maintain health in animals and secure food safety.</li> <li>Fund a skills programme on ethical leadership</li> <li>Fund basic, intermediate, and advanced digital skills sets to assist job seekers and to upskill workers.</li> <li>Advance digital literacy for academic staff and equip them with digital fluency and digital mastery.</li> </ul>

Policy of the HWSETA	Strategy over the five years
M&E Policy and Framework	<ul style="list-style-type: none"> <li>Monitor and evaluate the performance of the HWSETA in carrying its mandate</li> <li>To measure the impact of funding strategies of the HWSETA</li> <li>Conduct Monitoring and Evaluation of funding programmes of the HWSETA. In particular:</li> <li>The work integrated learning programme for universities of technology, and the internship programme implemented by the National Department of Health</li> <li>Conduct track and trace studies annually for students funded by the HWSETA who complete learnerships, internships, apprenticeships, and university programmes funded through bursaries.</li> </ul>
Partnership Policy	<ul style="list-style-type: none"> <li>Partner with key stakeholders such as:</li> <li>Partner with the South African Federation for Mental Health to support capacitation of mental health workers to provide services remotely.</li> <li>Partner with the National Health laboratories to support skills training to capacitate workers to implement e-health and m-health strategies, and also fund bursaries for international tuition required to capacitate staff to implement digitization required in the Pathology sector.</li> <li>Partner with the Department of Health to capacitate healthcare workers to use digital health systems. This will facilitate healthcare workers to meet NHI standards and thus get the accreditation for health facilities. Also, support for NHI will focus on Primary Health Care.</li> <li>Partner with the Department of Social Development to train social workers in supervision and management; fund post-graduate bursaries for social workers to study recognized and emerging specialisations; capacitate social service workers to have technical skills to provide mental health and substance abuse services, fund learnerships for community development, and support the recognition of prior learning of the social service workforce.</li> <li>Partner with the Department of Health to capacitate the health workforce with skills in Supply chain and Ethics, Emergency preparedness, Health and Safety Practitioners in work-places, Leadership, management, governance competencies and capacity, Strategic health workforce planning, HR development and management. Fund training of specialisations in clinical specialisations, epidemiology, biostatistics, ICU Nursing, Forensic Nursing, Occupational Health and Safety, mental health, Laboratory health technicians, Digital laboratory technicians. Fund training of workers to obtain formal qualifications in public health, health promotion, and disease prevention for community health workers. Fund the training of Environmental Practitioners</li> <li>Partner with Provincial Departments of Health to support the skills development of Municipal Health Service Workers.</li> <li>Partner with the Worker's College to address the following skills development need; Basic, Intermediate, and advanced shop steward skills, OHS in the workplace, OHS and environmental legislation, Knowledge of political economy, Informed activism to advance the interests of the working class, Participatory action research, and Labour Relations.</li> <li>Partners with the SACSSP to upskill social service workers in crisis intervention and trauma counselling for vulnerable people including survivors of the pandemic and their next of kin, community interventions and coping mechanisms, mental health interventions, community organizing and mobilization, conducting awareness programmes, psychosocial support, holistic intervention. Fund learnerships in Child and Youth Care Work.</li> <li>Partner with SANGO Net to upskill NGO/NPO workers in analytical thinking, active learning and learning strategies, creativity, originality and initiative, technology design and programming, critical thinking and analysis, complex problem-solving, leadership and social influence, emotional intelligence, reasoning, problem-solving, systems analysis and evaluation.</li> <li>Partner with the SAVC to train Veterinarians, Veterinary Nurses, Veterinary technologists, Laboratory Animal Technologist, Veterinary Physiotherapist; and also provide Day 1 skills</li> <li>Partner with the Department of Basic Education and Training for social services to be rendered by Non-Profit Companies to be established through the Social Enterprises programme of the HWSETA</li> <li>Partner with Entrepreneurship hubs for the capacitation of Social Service Professional who will be establishing Social Enterprises</li> <li>Partner with the private sector CSR programmes for supporting Social Enterprises to be established under the Social Enterprises programme of the HWSETA</li> <li>Partner with universities and universities of technology to support undergraduate and post-graduate programmes aligned to Bio-innovation Health, and Bio-innovation knowledge valorization, these are tabulated in 9 and 10 below.</li> </ul>

Policy of the HWSETA	Strategy over the five years
	<p>Partner with the Gauteng Department of Health to support them address the following needs:</p> <ul style="list-style-type: none"> <li>The current HRD practitioners in GDoH require training and accreditation as Education, Training and Development Practitioners (ETDP) so that they can become trainers for the HPO certificate.</li> <li>The Gauteng Department of Health (GDOH) appointed over 4014 Expanded Public Works Programme (EPWP) participants and placed them at various Gauteng Health institutions in the five districts, to assist as Cleaners, Admin Clerks, Data Capturers, Groundkeepers, Courtesy Officers and Pharmacy Assistants. <ul style="list-style-type: none"> <li>The GDoH plans to have a comprehensive developmental skills interventions aimed at improving competencies of the EPWP contractors that are placed within the Department.</li> <li>The Skills Development Interventions such as skills programmes, accredited short courses will require the support from HWSETA.</li> </ul> </li> <li>There has been greater responsibility placed on ensuring full compliance with the Occupational Health and Safety requirements in all facilities.</li> <li>Forty-eight employees have been trained on three ISO standards by the South African Bureau of Standards.</li> <li>The GDOH plans to expand the training to another 48 employees who will become the ISO standards custodians</li> <li>Other interventions include the accreditation of the existing training centers on Emergency Medical Services – Basic Life Support with accreditation bodies such as the Resuscitation Council.</li> <li>Partner with Higher Health support initiatives in the health and social development sector that are aimed at capacitating the workforce to lead campaigns on toxic masculinity</li> <li>Planned partnerships identified for the year starting 2022-2023 of the 2020-2025 strategic plan are illustrated in figure 9 and 10 as follows:</li> </ul>

TABLE 9: UNDERGRADUATE UNIVERSITY PROGRAMMES FUNDED BY THE HWSETA WHICH ARE ALIGNED TO BIO-INNOVATION HEALTH AND BIO-INNOVATION INDIGENOUS KNOWELDEGE VALORIZATION

Undergraduate University Programmes funded by the HWSETA which are aligned to the Bio-innovation Health skills	
Field	Qualifications aligned to Bio-innovation Health Skills
Chemistry	NDip Analytical Chemistry
	BSc Chemical Sciences
	Bachelor of Diagnostic Radiography
Radiography	Bachelor of Nuclear Medicine Technology
	Bachelor of Diagnostic Ultrasound
	Bachelor of Radiation Therapy
Medical Sciences	BHS Medical Laboratory Sciences
	NDip Biomedical Technology
	Bachelor of Health Sciences
	Bsc Life Sciences
	Bachelor of Physiology
	BSc Biochemistry and Microbiology
Undergraduate University Programmes funded by the HWSETA which are aligned to the Bio-innovation Indigenous Knowledge valorization skills	BSc Genetics and Microbiology
	BSc Medical Bioscience
	Bachelor of Pharmacy
Pharmacology	Bachelor of Pharmacy
Phytochemistry	BSM Complementary Medicine: Phytotherapy

TABLE 11: POSTGRADUATE UNIVERSITY PROGRAMMES FUNDED BY THE HWSETA WHICH ARE ALIGNED TO BIO-INNOVATION HEALTH AND BIO-INNOVATION INDIGENOUS KNOWELDEGE VALORIZATION

Postgraduate University Programmes funded by the HWSETA which are aligned to Bio-innovation Health skills		
Field	Qualifications	Area of specialisation
Radiography	Masters & PhD in Radiography	Radiobiology, Radiochemistry, Radio pharmacy
Medical Sciences	Masters & PhD in Medical Sciences	Immunology, Microbiology, Molecular biology, vaccinology, Flow chemistry, Bioinformatics
Undergraduate University Programmes funded by the HWSETA which are aligned to the Bio-innovation Indigenous Knowledge valorization skills		
Public Health	Masters & PhD in Public Health	Epidemiology, African Traditional medicines
Pharmacology	Masters in Pharmacology & Therapeutics Masters in Pharmaceutical affairs	Pharmacology

*NB: The focus of the HWSETA has been on the qualification and not necessarily on the area of specialisation. As from 2022-2023 the HWSETA targeted the areas of specialisation identified by the Department of Science and Innovation.*

### 3. UPDATE TO RELEVANT COURT RULINGS

TABLE 12: RELEVANT COURT RULINGS

<b>Name of court case</b>	Lerong Consulting cc/ Health & Welfare Sector Education & Training Authority (Case no: 2009/27795) (High court, Johannesburg)
<b>Impact on HWSETA operations and service delivery obligations</b>	<p>The matter was set down for trial on 21 April 2019 however the Plaintiff unduly removed the matter from the court roll due to unpreparedness, thus causing more delays in concluding the matter. The matter is still pending with the court and applicant.</p> <p>There is no impact on operations and service delivery as it is purely a compensation matter.</p>
<b>Name of court case</b>	Busa Case: Applied to the Court for the setting aside of regulation 4(4) as promulgated in Government Notice 23 of 2016, published in Government Gazett 39592 in terms of the Skills Development Act 97 of 1998
<b>Impact on HWSETA operations and service delivery obligations</b>	<p>Section 4(4), states that, "20% of the total levies paid by employers in terms of section 3(1) as read with section 6 of the Skills Development Levies Act during each financial year will be paid to the employer who submits a WSP".</p> <p>The judgement of the Labour Appeal Court, on 20 August 2019, set aside the Labour Court judgement, and was replaced by the following:</p> <ol style="list-style-type: none"> <li>Regulation 4(4) as promulgated in Government Notice 23 of 2016, published in Government Gazette 39592 in terms of the Skills Development Act 97 of 1998 is set aside</li> </ol> <p>Implication is that the percentage of mandatory grants to be paid to employers is not determined. However, SETAs have continued to pay 20% in mandatory grants in line with the Grant Regulations. SETAs have reported this as a contingent liability pending the determination of the mandatory grant percentage based on the outcome of the negotiations between the Minister and BUSA.</p>

# PART B

## STRATEGIC FOCUS OF THE HEALTH AND WELFARE SETA

### 1. HWSETA VISION

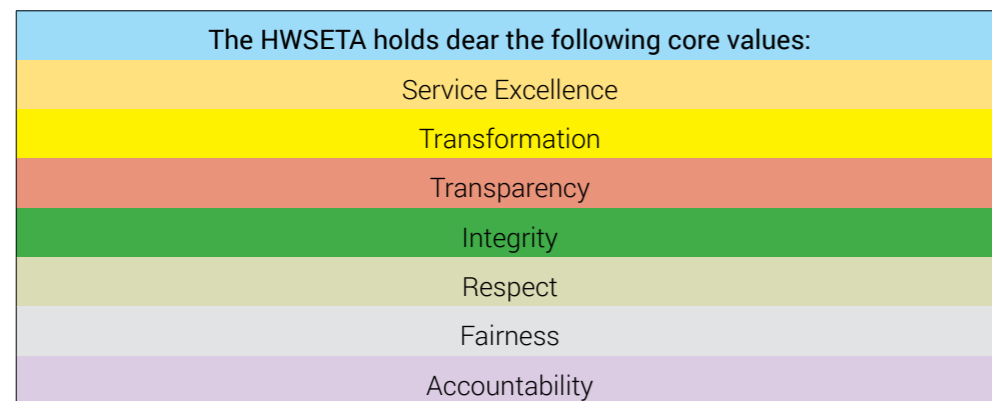
The creation of a skilled workforce for the health and social development needs of all South Africans.

### 2. HWSETA MISSION STATEMENT

The HWSETA endeavours to create an integrated approach to the development and provision of appropriately skilled health and social development workers, to render quality services comparable to world-class standards.

### 3. VALUES OF THE HWSETA

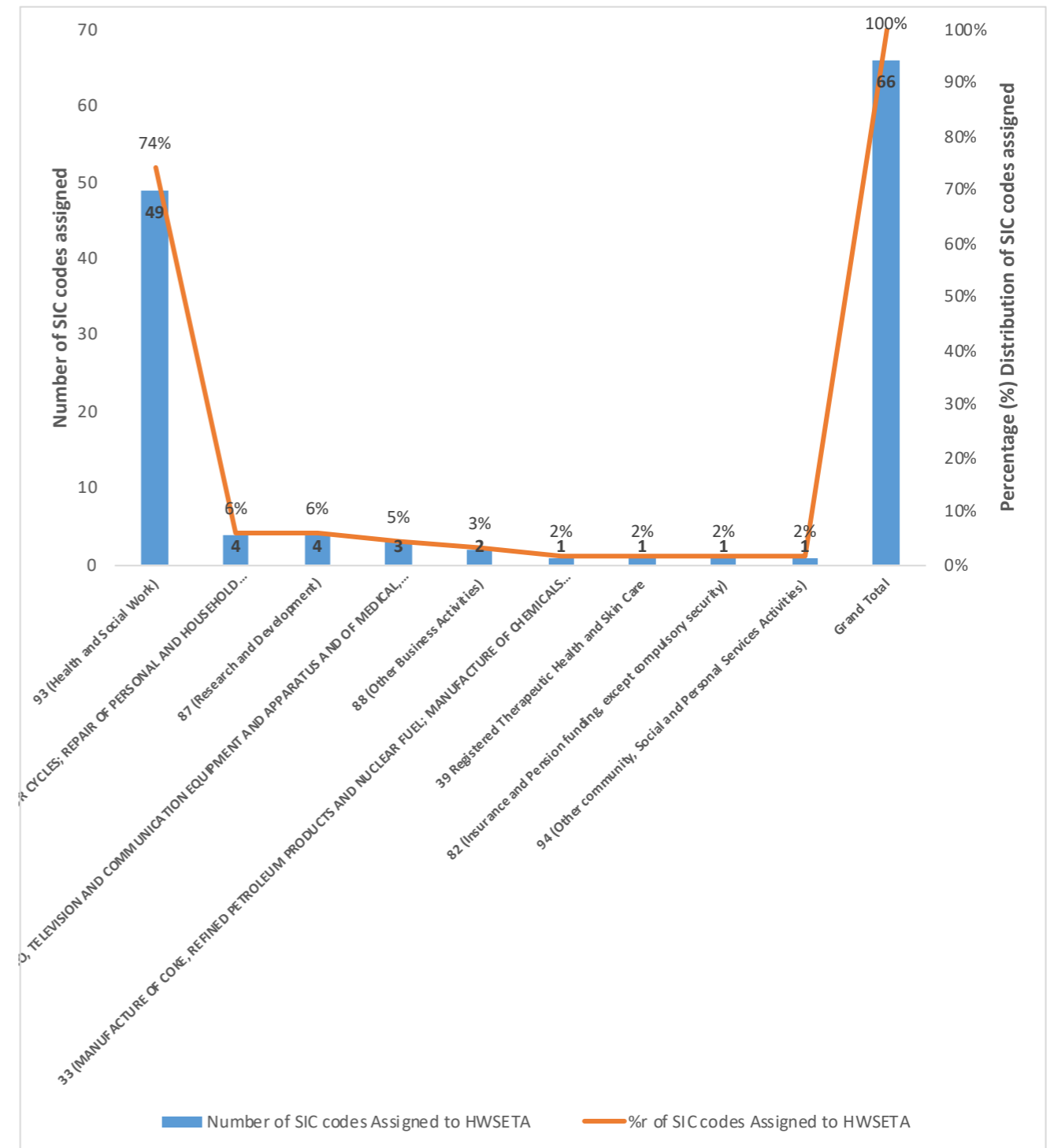
FIGURE 8: VALUES OF THE HWSETA



### 4. SITUATIONAL ANALYSIS

According to the re-establishment of SETA landscape [2020 – 2023] (2019), HWSETA accounts for 66 SIC codes in health and social development sector (see Figure below).

FIGURE 16: DHET'S ASSIGNED SIC CODES DEFINING THE SCOPE OF THE SECTOR



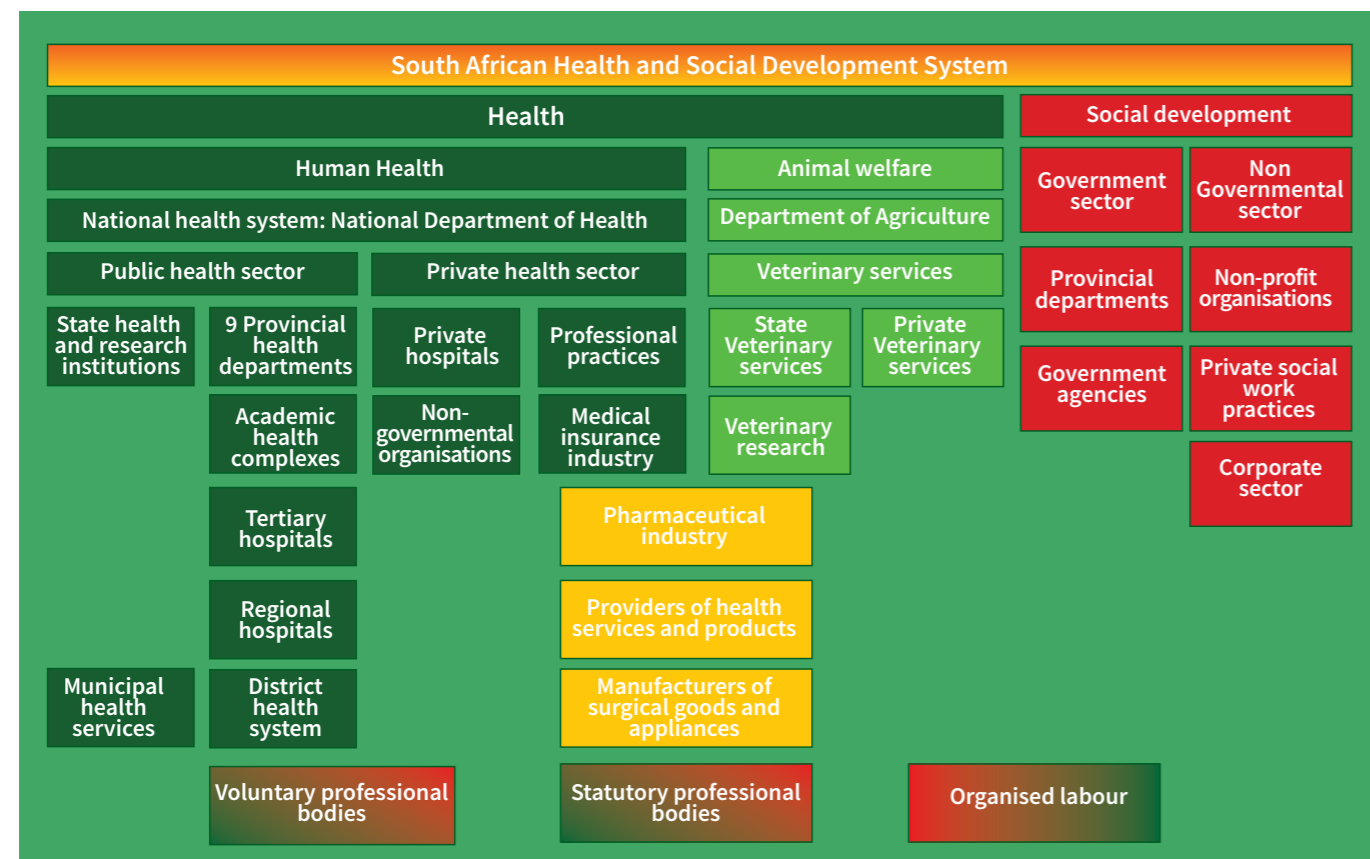
This section will in broad terms present information accounting for the health and social development sector as per assigned SIC codes above. The dominance of health and social work SIC codes are reflective of department of health and social development as key role players with respect to policy formulation, legislation, standard-setting, and oversight coordination of services rendered in the sector. These roles significantly shape both the external and internal environment within which HWSETA operates. In addition to these government departments, statutory and voluntary professional bodies, NGOs, CBO's and NPO's, labour and trade unions, research- and training institutions, post-school institutions (CETs, TVETs, nursing colleges, and universities), other government departments (i.e., Department of education and agriculture), and South African Revenue Service (SARS) play key roles that have a bearing on both the external and internal environment within which HWSETA operates. Roles played by each of the stakeholders indicated above are tabulated below in table below.

TABLE 13: THE ROLE OF THE STAKEHOLDERS OF THE HEALTH AND WELFARE SETA

Role Player	Key roles and responsibilities
National Departments of Health and Social Development	Policy, legislation, standard-setting, oversight, and coordination of services rendered by provinces.
Provincial Departments of Health and Social Development	Delivering and monitoring of health and social development services.
Municipal Health Services	Environmental health management, Primary Health Care.
Government Agencies	Administration of social protection grants
NGOs, CBOs, and NPOs	Delivering health and social services.
The Hospital Association of South Africa (HASA)	Represents the interests of 64 000 people employed by the majority of private hospital groups and independently owned private hospitals.
Statutory professional bodies	Regulation of the respective professions.
Voluntary professional bodies	Representing the interests of specific professions, their members and specialized fields of practice.
Labour and trade unions	Shaping of labour market policies, labour relations practices, and human resources management in the sector.
Research institutions Medical Research Council Human Sciences Research Council National Health Laboratory Service Onderstepoort Veterinary Institute	Conducting sector-relevant and related research.

These SIC codes associated with their respective key role players constitute economic activities that range from all healthcare facilities and services, pharmaceutical services and the distribution of medicine, medical research, non-governmental organizations, to veterinary services. The social development component of the sector consists of the government, NGOs and private social work practices (see Figure below).

FIGURE 17: THE STAKEHOLDERS OF THE HEALTH AND WELFARE SETA

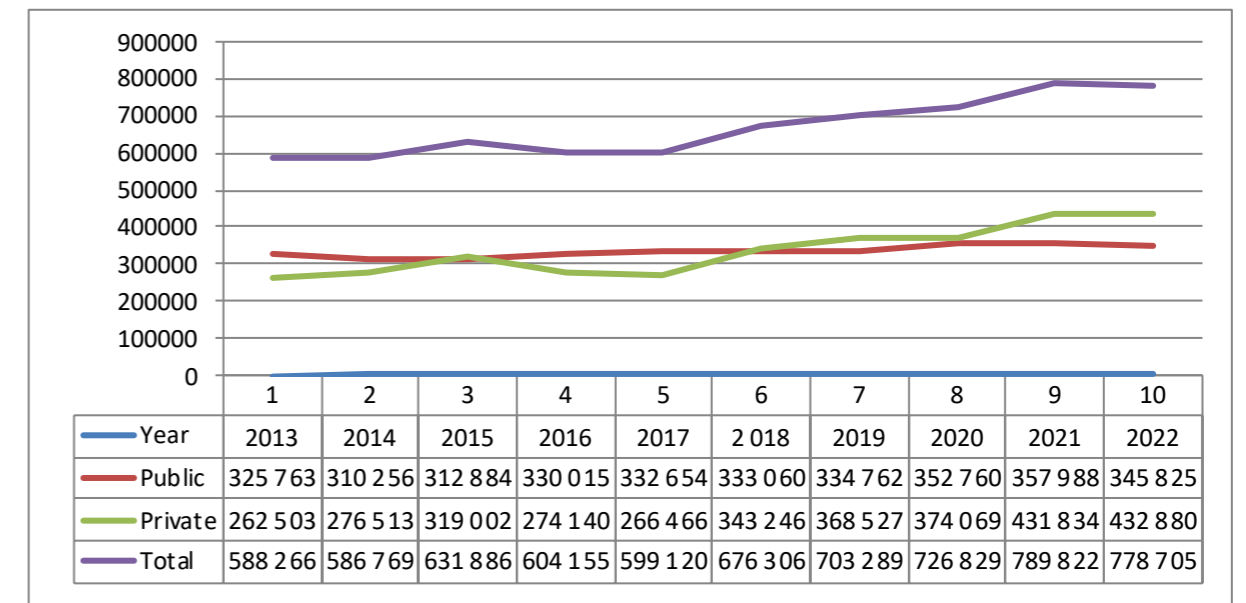


4.1 Profile of the Sector

4.1.1 Total Employment

Estimates of total employment in the health and social development sector can be seen in the table below. Employment in the public service component of the sector increased from 325 763 in 2013 to 345 825 in 2022. The average annual growth of employment in the public sector was only 0.6% over the 2013 to 2022 period. There was a slight drop (3%) in employment from 2021 to 2022 in the public sector. The private sector component of the sector, on the other hand, showed an average annual growth of 5.7% over the 2013 to 2021 period from 262 503 to 432 880 respectively. There was a slight increase (0.2%) in employment from 2021 to 2022 in the private sector. The average annual growth for the total sector (public and private) was 3.2% over the same period. The growth in employment in the sector is expected due to the COVID-19 demands for human resources to provide health and social welfare services to the population.

FIGURE 18: HEALTH AND SOCIAL DEVELOPMENT SECTOR: TOTAL EMPLOYMENT



Source: Calculated from HWSETA and PSETA WSPs 2013 -2022, Medpages data 2013 -2022.

4.1.2 Trends in employment data: Gender

Table 14 shows the gender distribution in the sector from 2014 to 2022. Male's share in employment in the sector varied between 26% and 30% while females formed between 70% and 74% of the workforce over the years.

TABLE 14: HEALTH AND SOCIAL DEVELOPMENT SECTOR: GENDER DISTRIBUTION 2014-2022

	2014	2015	2016	2017	2018	2019	2020	2021	2022
<b>Public Service</b>	%	%	%	%	%	%	%	%	%
Male	27	27	28	32	28	27	27	26	28
Female	73	73	72	68	72	73	73	74	72
<b>Total</b>	<b>100</b>	<b>100</b>	<b>100</b>	<b>100</b>	<b>100</b>	<b>100</b>	<b>100</b>	<b>100</b>	<b>100</b>
<b>Private sector</b>	%	%	%	%	%	%	%	%	%
Male	30	25	25	28	25	27	28	29	29
Female	70	75	75	72	75	73	72	71	71
<b>Total</b>	<b>100</b>	<b>100</b>	<b>100</b>	<b>100</b>	<b>100</b>	<b>100</b>	<b>100</b>	<b>100</b>	<b>100</b>
<b>Total sector</b>	%	%	%	%	%	%	%	%	%
Male	28	26	27	30	27	27	28	28	29
Female	72	74	73	70	73	73	72	72	71
<b>Total</b>	<b>100</b>	<b>100</b>	<b>100</b>	<b>100</b>	<b>100</b>	<b>100</b>	<b>100</b>	<b>100</b>	<b>100</b>

Sources: Calculated from HWSETA and PSETA WSPs 2014-2022, MedPages data 2014-2022.

#### 4.1.3 Trends in employment data: Age

Table 15 shows the total age distribution in the Public Service, private health, and the total sector from 2014 to 2022. The overall age profile remained relatively stable in the Public service over the period with people under 35 forming between 25-32% of the workforce and people older than 55 constituting 10-14% of the workers over the period. The percentage of employees younger than 35 years in the private sector is markedly higher – around 37-41% over the period.

**TABLE 05: HEALTH AND SOCIAL DEVELOPMENT SECTOR: AGE DISTRIBUTION 2014-2022**

	2014	2015	2016	2017	2018	2019	2020	2021	2022
<b>Public Service</b>	%	%	%	%	%	%	%	%	%
Younger than 35	30	31	32	29	27	25	26	26	26
35 to 55	59	57	58	61	63	62	63	63	63
Older than 55	11	12	10	10	10	14	11	11	11
<b>Total</b>	<b>100</b>	<b>100</b>	<b>100</b>	<b>100</b>	<b>100</b>	<b>100</b>	<b>100</b>	<b>100</b>	<b>100</b>
<b>Private sector</b>	%	%	%	%	%	%	%	%	%
Younger than 35	37	41	40	37	39	38	38	35	40
35 to 55	54	50	49	49	51	51	50	50	49
Older than 55	9	9	11	14	11	12	12	15	11
<b>Total</b>	<b>100</b>	<b>100</b>	<b>100</b>	<b>100</b>	<b>100</b>	<b>100</b>	<b>100</b>	<b>100</b>	<b>100</b>
<b>Total sector</b>	%	%	%	%	%	%	%	%	%
Younger than 35	33	36	35	32	34	31	32	31	30
35 to 55	57	54	54	57	56	56	56	56	57
Older than 55	10	10	11	11	11	13	12	13	13
<b>Total</b>	<b>100</b>	<b>100</b>	<b>100</b>	<b>100</b>	<b>100</b>	<b>100</b>	<b>100</b>	<b>100</b>	<b>100</b>

Sources: Calculated from HWSETA and PSETA WSPs 2014-2022, MedPages data 2014-2022.

#### 4.1.4 Trends in employment data: Disability

In 2022, 0.7% of the workers in the sector were people with disabilities. Of the 1 651 workers with disabilities in the Public Service, 102 (7%) were employed as managers, 380 (27%) as professionals, 206 (15%) as technicians and associate professionals, and 600 (42%) as clerical support workers. Of the 3 442 workers with disabilities in the private sector 464 (13%) were employed as managers, 865 (25%) as professionals, 560 (16%) as technicians and associate professionals, 940 (27%) as clerical support workers and 432 (13%) as service and sales workers.

## 5. EXTERNAL ENVIRONMENT

PESTEL Analysis was used as the main planning tool to identify key factors influencing the strategy of the Health and Welfare SETA. Through PESTEL Analysis the political, economic, socio cultural, technological, environmental and legal factors influencing the strategy of the Health and Welfare SETA were explored. The main source used for identifying these factors is the Sector Skills Plan Update for 2022-2023. This section therefore locates the HWSETA's role within the skills development milieu in the sector citing key drivers of demand and supply of labour and interventions by the HWSETA to stimulate either side.

### 5.1 Political factors

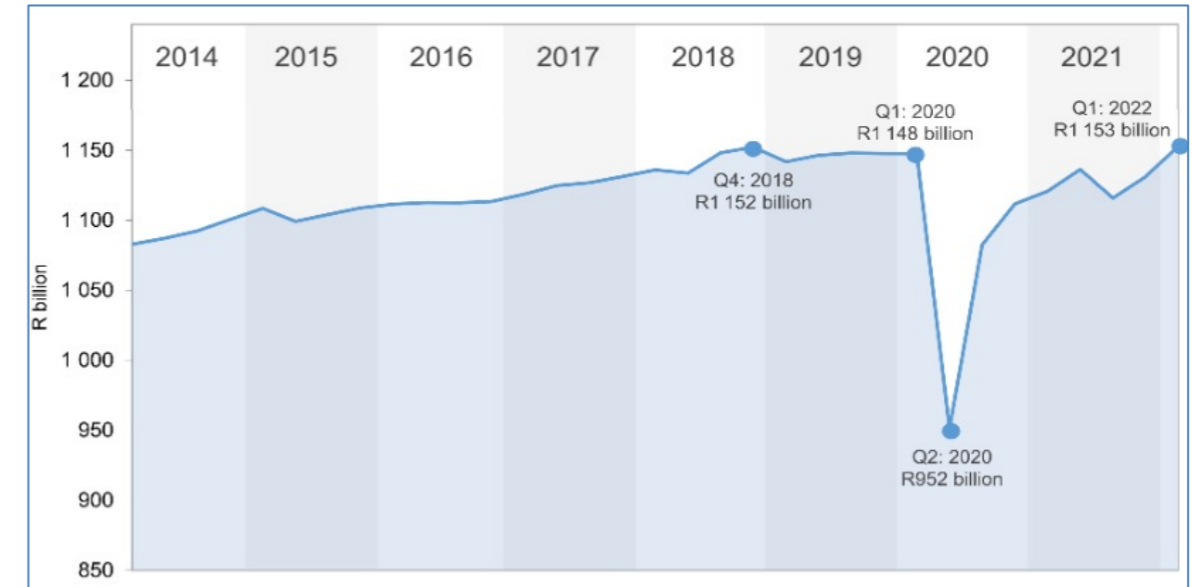
The national state of disaster gazetted on 17 March 2020 as a response to COVID-19 pandemic was lifted as from 5 April 2022 given the low level of infections posing a low risk. This means the demand for health and social services will be reduced from the levels experienced during different COVID-19 waves of high infections. This will have specific positive impact on the skills development training capacity which was severely constrained and affected HWSETA's achievement of targets i.e. work-based learning programmes. Further implication of lifting the 2-year restriction on movement implies resumption of economic activities in the entire economy with more prospects of growth than under lockdown restrictions.

The risk of re-occurrence of the civil unrest or similar phenomenon in South Africa has been highlighted by the expert panel report to be between medium to high since little has changed to the conditions that led to the riots and looting. This phenomenon affected the South African economy and many establishments within health and social development sector such as pharmacies. Lastly, matters relating to immigration policy have influence in the supply of key healthcare occupations through the determination of scarce skills by Department of Home Affairs has significant. (Reference). Occupations that are in short supply within the country and not included in the scarce skills list from the Department of home affairs will remain hard-to-fill vacancies in the sector affecting healthcare service offered. Protests by civil society or community-based organizations (i.e. Operation Dudula) associated with immigration policy issues have resulted to denied access to health services in hospitals.

## 5.2 Economic Factors

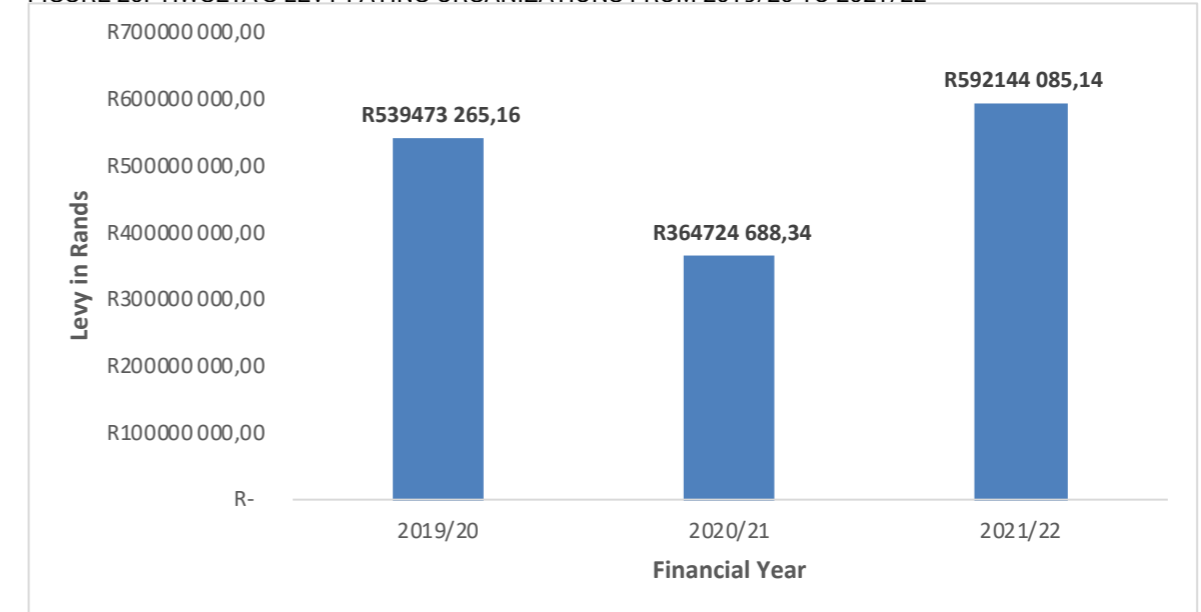
The South African Economic Reconstruction and Recovery Plan (ERRP) problematizes economic stagnation for the past decade with two consecutive quarters of a recession pre-COVID-19 pandemic accompanied by a series of downgrades including SOEs. Thus, COVID-19 pandemic deepened or exacerbated an existing economic crisis. However, Statistics South Africa (2022) reports that South African GDP has returned to pre-pandemic levels after two years (see Figure below). Similarly, HWSETA Levy contributions have returned to pre-pandemic levels especially after the 4-month SDL holiday for companies had come to an end and the national state of disaster lifted as from 5 April 2022. This signals a positive change in the economic environment and shows how political factors influence economic factors in the external environment. It further shows how the external environment directly affects the operational environment of the HWSETA such as levy contributions which increase the capacity of the organization's interventions.

**FIGURE 19: Q1 2022 SOUTH AFRICAN ECONOMY**



Source: Statistics South Africa (2022).

**FIGURE 20: HWSETA'S LEVY PAYING ORGANIZATIONS FROM 2019/20 TO 2021/22**



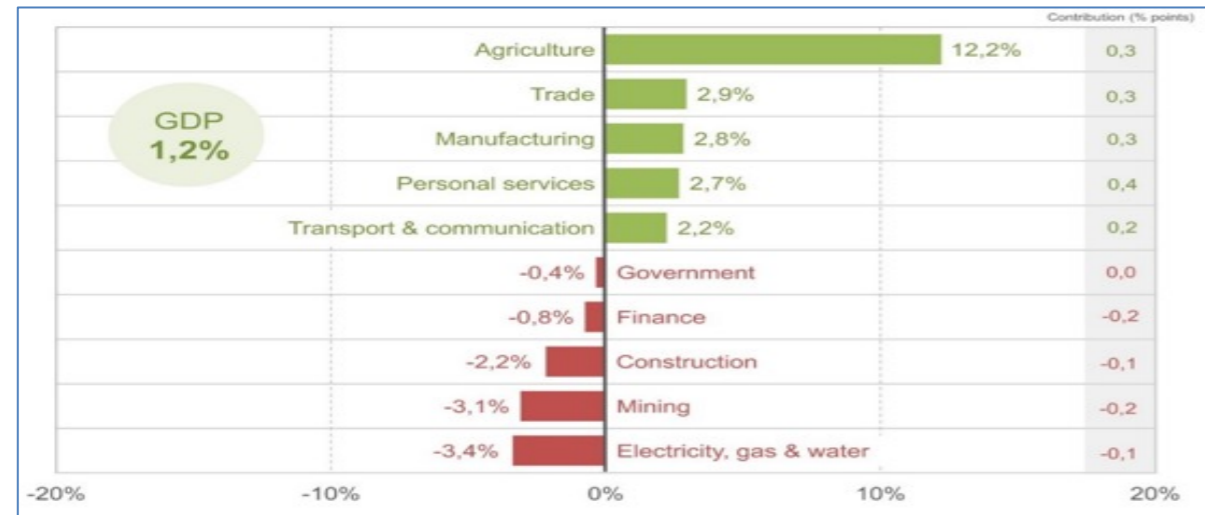
Source: HWSETA finance division as per SARs dataset (2020, 2021, and 2022)

The economic growth emanating from economic activities enables re-investment into the sector. Public sector health and social development budgets respectively account for 28.9% (R623.4 billion) of government expenditure which has increased by 7% from 2021/22 to 2022/23 (National Treasury 2022a). An amount of R44.0 billion is allocated in 2022/23 to extend the special COVID-19 social relief of distress grant for 12 months (until March 2023) and another R21.1 billion is allocated to provincial health departments to support their continued response to the COVID-19 pandemic, the appointment of medical interns and community service doctors, and to bridge any shortfalls in essential goods and services (National Treasury 2022a). Importantly, an additional allocation of just over R3.0 billion is available over the MTEF period through the human resources



and training grant, setting its total allocations to R7.8 billion. This allocation seeks to improve the quality of nursing education by supporting all nine provincial health departments to develop training plans for nurses and midwife specialists by March 2023; the sufficient supply of nurses remains a national concern (National Treasury 2022b). This shows how positive economic factors in the external environment enables the re-investment to social ills and human resource training capacity back to health and social development sector. This commitment is crucial given the direct relationship between spending (in the public and private sectors) and the demand for workers. Public sector budgets are major determinants of both the number of positions created and salary levels and, consequently, the ability of institutions to attract and retain staff. The private health and social development services are part of the sector called personal services which was one of the five sectors that grew (2.7%) "stemming from the national vaccination programme" and rise in non-Covid-19 related patient admissions in the fourth quarter (Statistics 2022). In contrast, government sector decreased by 0.4%.

FIGURE 21: INDUSTRY GROWTH IN THE 4TH QUARTER IN 2021



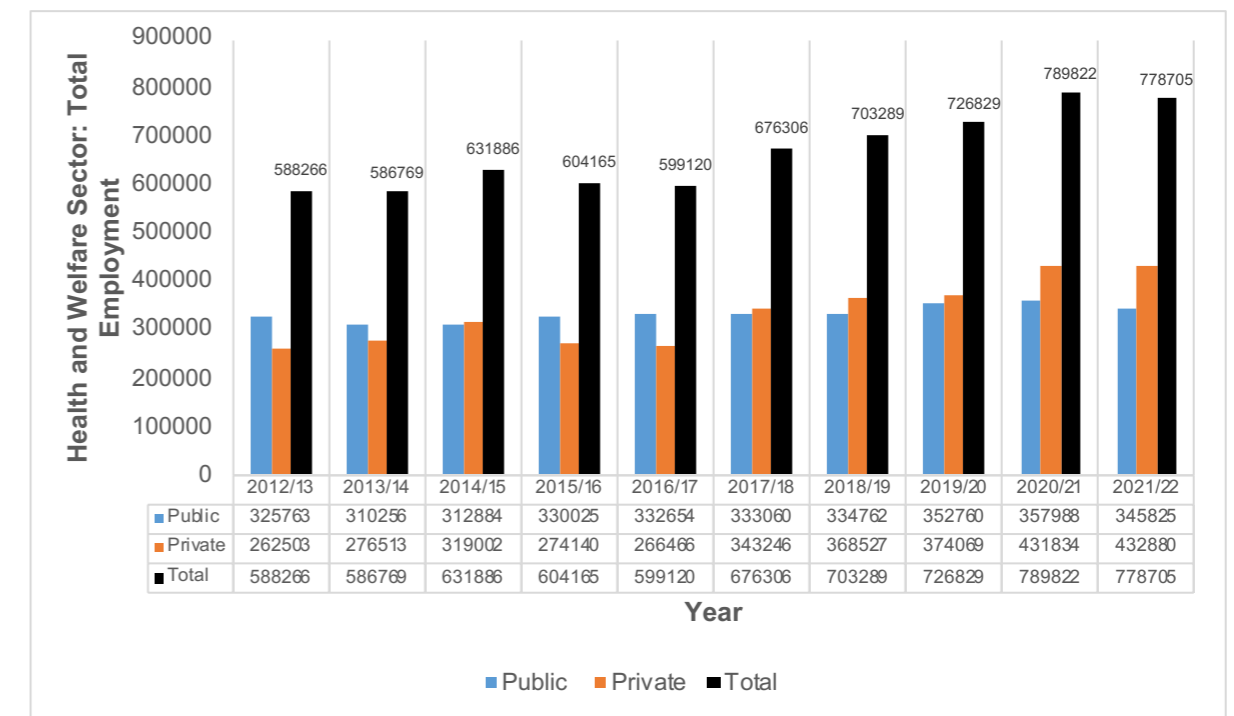
Source: Stats SA 2022

### 5.3 Socio cultural Factors

Challenging socio-economic realities drive the need for public health services and social development interventions in South Africa. More than half of South Africans were poor in 2015, with the poverty headcount increasing to 55.5% (Stats SA 2017). The high burden of disease in South Africa further hampers economic growth and development. For example, South Africa has one of the highest tuberculosis (TB) incidences in the world, with more than 360 000 new cases diagnosed in 2019 (WHO 2020). In addition to these challenges, The Foundation for Human Rights reported a 54% increase in Gender-based Violence (GBV) cases during lockdown across all provinces in South Africa (Mail&Guardian 2020). Skilled professionals are needed to provide these specialized services.

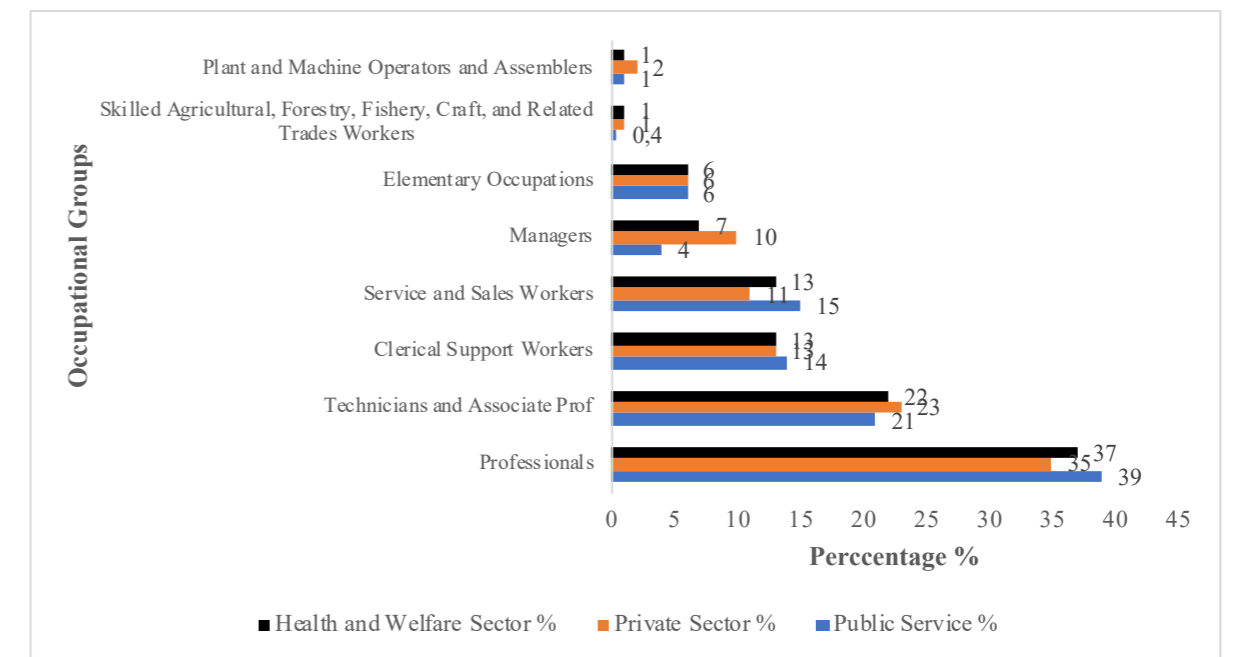
There are 778 705 people who are formally employed in the health and social development sector (see Figure below) in 2021/22 financial year (1 April 2021 to 31 March 2022). Of these, approximately 432 880 (55%) are employed in private sector organisations (referred to later as the "private sector") and levy-paying public sector organisations, while 345 825 (45%) work in the public service departments. The average annual growth for the health and social development sector was 3,2% between 2012/13 and 2021/22 financial year. There was a slight drop of 1,4% annual average growth of the workforce in the health and social development sector from 2020/21 to 2021/22. However, this drop was 3,4% in the public sector compared to an increase of 0,2% in the private sector (see Figure below). The increase in private sector is aligned to the economic growth reported in personal services (private health-related) that had 2,7% contribution towards GDP in the fourth quarter of 2022.

FIGURE 22: AN ESTIMATE OF TOTAL EMPLOYMENT IN THE HEALTH AND SOCIAL DEVELOPMENT SECTOR BETWEEN 2012/13 AND 2021/22 FINANCIAL YEARS



The Figure below further illustrate that Professionals, and technicians and associate professionals comprise 59% of total employment in the health and social sector. The implication is that the health and social development sector, in the main, has more demand for high skilled-level occupations i.e., healthcare professionals and managers who are at NQF level 7 and above.

FIGURE 23: AN ESTIMATE OF TOTAL EMPLOYMENT IN THE HEALTH AND SOCIAL DEVELOPMENT SECTOR IN 2021/22 FINANCIAL YEAR BY OCCUPATIONAL GROUP

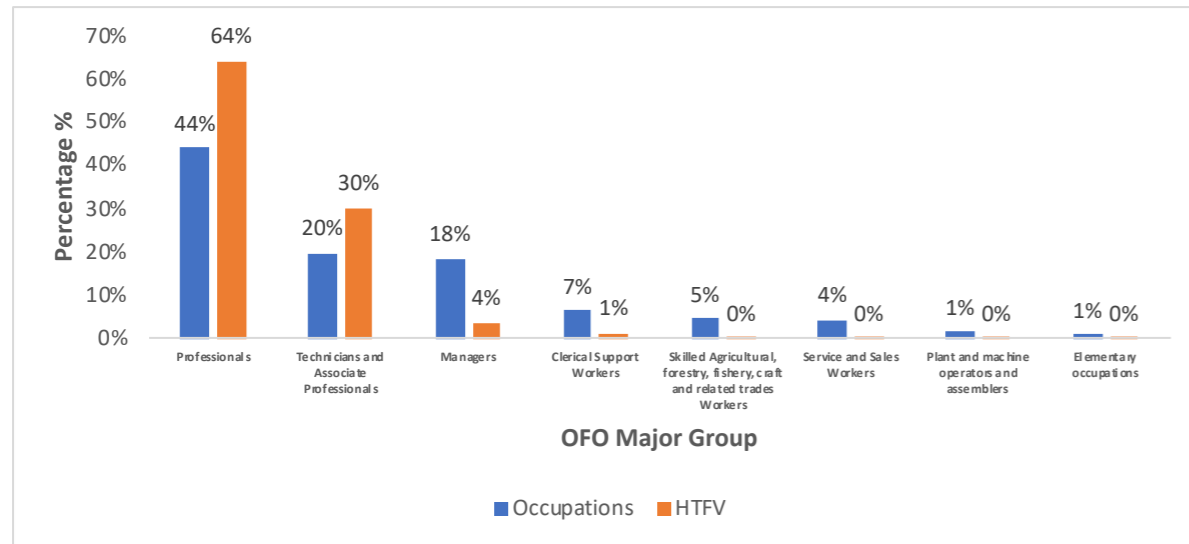


Of the total employment estimate in 2021/22, more than two-thirds (70%) of the health and social development sector employees are African. Similarly, 70% are female. In terms of Age category, 57% are between 35 to 55 years, 31% under 35 years, and 12% older than 55 years. Thus, highly skilled adults in healthcare professionals (specialists) and managers are highly sought after in health and social development sector especially private sector.

In contrast, the youth (15 to 35 years) in South Africa continue to be disadvantaged in the labour market with an unemployment rate higher (63,9% and 42,1% for those aged 15-24 and 25-34 years respectively) than the national average [34,5%] (Statistics South Africa 2022). In the main, unemployment of the youth is characterized by low level of skills given that 51,3% of 8 million unemployed persons in the 2nd Quarter of 2022 had education levels below matric, followed by those with matric at 38,5%. Thus, the skills required for the unemployed youth continues to widen given that the economy is fast shifting away from labour-intensive towards knowledge-intensive economy. This is evidenced by the Hard-to-fill-vacancies (HTFV) predominantly in the professional occupational category which mainly accounts for total employment. The implication is that demand exists

but short supply of human resources at the skills levels desirable to the market. Figure below shows that the professional occupations dominated (44%) the distribution of occupation categories in the HTFVs and accounted for most (64%) of the vacancies in 2021/22 reported as HTFV.

**FIGURE 24: DISTRIBUTION OF HARD-TO-FILL VACANCIES IN THE HEALTH AND SOCIAL DEVELOPMENT SECTOR IN 2021/22 FINANCIAL YEAR BY OCCUPATIONAL GROUP**

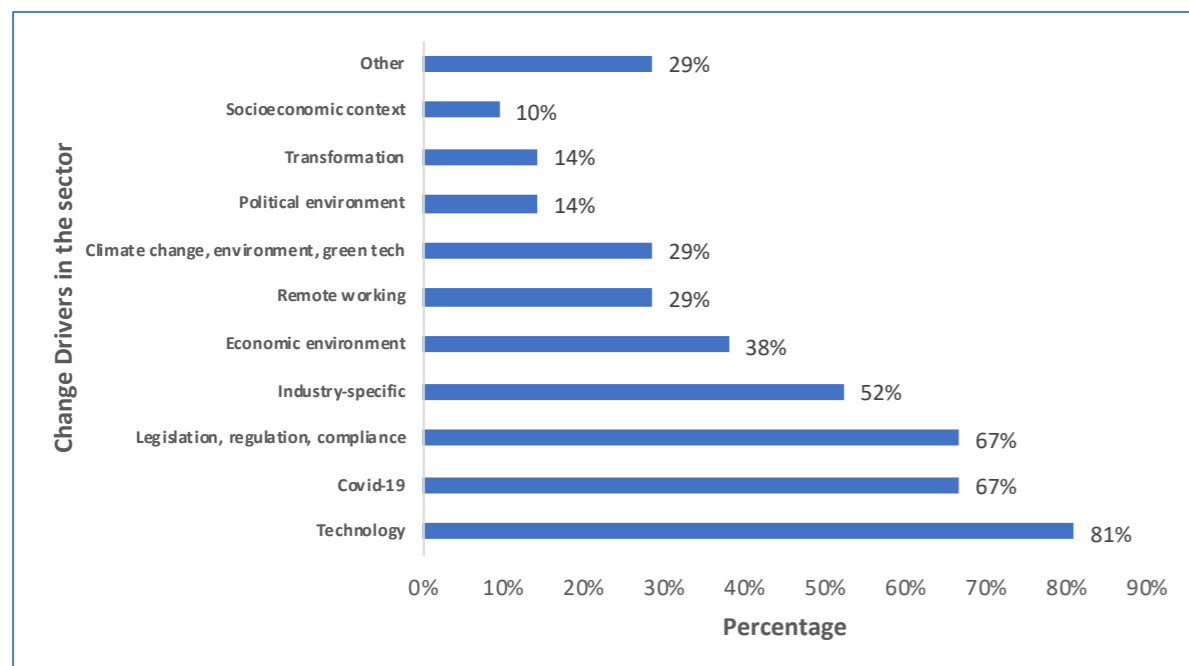


The study conducted in 2022 assessing the current and historical trends of the internal and external migration of healthcare professions shows increasing levels of emigration from 2016 to 2019 before declining in 2020. The latter is explained by the COVID-19 lockdown regulations. The biggest proportion of those emigrating, according to the study survey sample, is specialist medical practitioners and general medical practitioners. These healthcare professionals, in the main, emigrate to UK, Australia, and New Zealand. Importantly, the two occupational categories form part of the HTFV as published by HWSETA over the years. This confirms emigration as one explanatory factor of occupational shortages in the health sector.

#### 5.4 Technological Factors

New technologies have a profound effect on the sector. In some instances, it allows for the automation of processes, which leads to either an occupation redesign, occupation redundancy, or an occupation replacement. Simultaneously, technological developments also have a constant effect on treatment methodologies and interventions. DHET's employer interviews conducted across 21 SETAs in 2021 shows that technology (81%), COVID-19 (67%), and legal factors (67%) were key change drivers in the external environment.

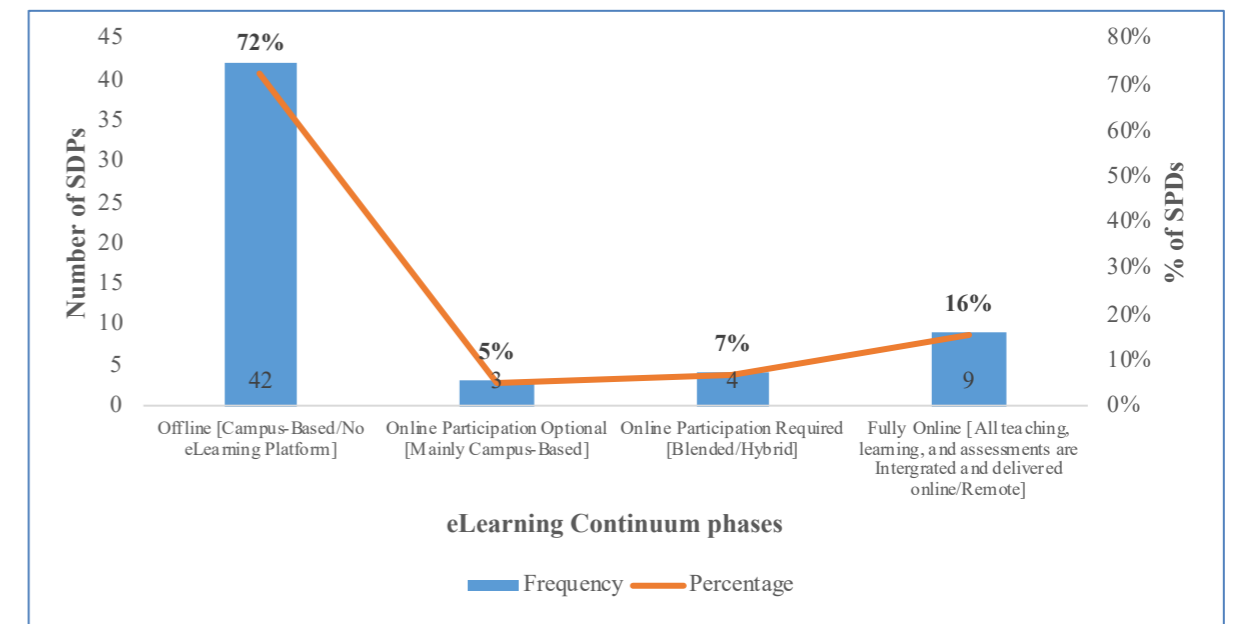
**FIGURE 24: DISTRIBUTION OF CHANGE DRIVERS ACROSS 21 SETAS IN 2021**



Source: DHET Employer interviews consolidated 2021

HWSETA research study assessed the exposure and adoption of the Fourth Industrial (4IR) in the health sector with specific focus on general Medical practitioners, nursing professionals, medical and pharmaceutical technicians, and clinical engineers. Findings indicate that Job losses in the health sector are unlikely to occur as a direct result of 4IR technology advancement. Instead, skill development initiatives will be required to better complement new technologies in the sector. However, COVID-19 accelerated the adoption of 4IR technologies even though challenges such as financial constraints, legislative environment barriers, and lack of appropriate skills of the workforce persists. Using the COVID-19 pandemic as an opportunity to assess the preparedness of HWSETA's Skill Development Providers (SDP) to utilize eLearning in their training, the study found that majority (72% of the sample) of SDPs are not prepared to implement eLearning due to the lack of an eLearning platform (see Figure below). This shows the extent to which external factor (COVID-19) exposed the unpreparedness of SDP's eLearning training capacity and reinforced the rural-urban divide. The training capacity of HWSETA was constrained since implementation of 2020/21 because most SDPs could not leverage on the eLearning as an alternative.

**FIGURE 26: DISTRIBUTION OF SDPS IN A SAMPLE ACROSS THE E-LEARNING CONTINUUM PHASES**

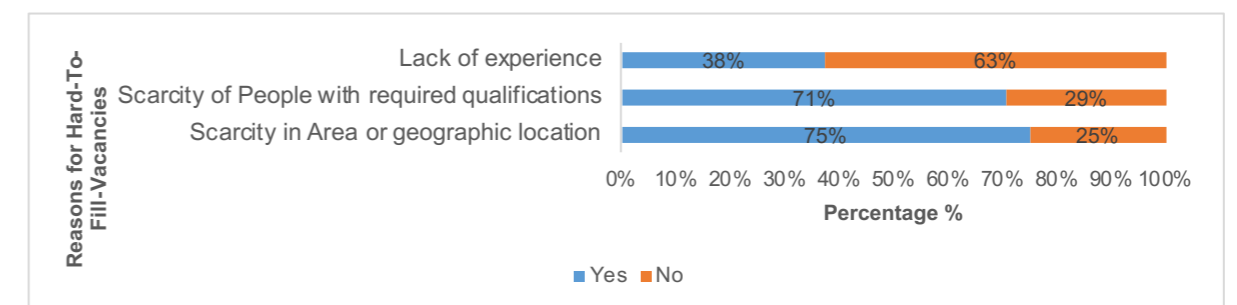


Source: HWSETA eLearning study 2021

#### 5.5 Physical environmental Factors

The spatial differences and biases (rural vs urban) worsen the mismatch between demand and supply in the health and social development sector due to in-migration (see Figure below). It is further reinforced by the reliance on technology limiting access to opportunities to those from rural areas with less resources.

**FIGURE 27 : DISTRIBUTION OF HARD-TO-FILL-VACANCIES REASONS IN 2021/22 FINANCIAL YEAR**



Source: HWSETA SSP Update 2023/24

#### 5.6 Legal and regulatory Factors

The changes to the scopes of practice emanates from shifting service demands and technological progress which necessitate changes to the scopes of practice of some professions and occupations in the sector. For example, qualifications in community health, community development, and child and youth care have been registered in the last couple of years. In pursuit of professionalism and practice standards across the professions, the healthcare and social service practitioners are required to engage in mandatory accredited continuing professional development (CPD) to retain their registration status. All private and public health facilities are subjected to inspection, quality assurance, and accreditation processes controlled by the Office of Health Standards Compliance (OHSC) created in 2013 (National Treasury 2015a; OHSC 2015).

The Department of Social Development's sector human resources plan (2021) recommends prioritization of the social service professionals education and training based on a service delivery model that links it to the workforce planning. It further emphasizes on the resourcing for social services as per the workforce planning based on the determination of the demand and supply of social service professionals.

The policy agenda for health involves the White Paper on National Health Insurance for South Africa (2015), which introduces universal healthcare policy agenda. This health care reform is now affecting the landscape of occupations in the health sector. Focus is on transitioning from curative health care to preventive health care, which translates to a shift from hospital care to primary health care. This has led to changes in the health education landscape where standards for occupations are moving towards intermediate to high skills level (that is NQF level 5-10). This now has resulted in disparities between Public Health and Private Health, as Public Health is moving towards primary health care while Private Health is predominantly characterized by hospital care. For example, lower levels of Nursing are being phased out to focus on more professional education of Nursing instead of paraprofessional which are required for hospital health care.

The review of the human resources for health focused on specific issues to address blockages within the education and training and skills development pipeline. The human resources for health crisis remains and is characterised by staff shortages and inequity in the distribution of skilled health professionals between the public and private sectors as well as between urban and rural areas. This inequity exacerbates shortages in the public health sector that takes care of most of the South African population, with an extraordinarily complex disease burden (DoH 2020, SA Lancet National Commission 2019).

### 5.7 The Health and Welfare sector landscape

The HWSETA appreciates that the skills challenges faced by its sector are vast and exist at every occupational level. The HWSETA also has a limited budget and shares the responsibility for skills development with many other role players and stakeholders. Against this background the HWSETA identified the following overarching skills development priority areas:

- Sustainable skills pipeline into the health and social development sector.
- The professionalisation of the current workforce and new entrants to the sector.
- Vital skills and skills set required to enable the state to meet its service delivery obligations as a developmental state; and
- Skills needs and gaps in the time of the COVID-19 pandemic.

These skills development priorities are viewed from a strategic perspective. Firstly, a sustainable skills pipeline enables entry into employment in the health and social development sector at different entry points. Secondly, by prioritising the professionalisation of the workforce, the HWSETA can contribute to skills interventions required to improve service quality and efficiency, and address changes to service provision. Thirdly, the HWSETA can support the large-scale skills development interventions needed for the state to enhance the lives, health, well-being, and livelihoods of its citizens.

SETAs are obliged to develop a Sector Priority Occupations list as part of their sector skills planning processes. These lists are meant to align training programmes offered in and for the sector to the scarce skills or skills shortages experienced in the sector. The SPO list is then used to guide funding decisions in the SETA, and the following is the Sectoral Priority Occupations and Intervention List for 2023-2024.

FIGURE 28: SECTORAL PRIORITY OCCUPATIONS AND INTERVENTION LIST 2023-2024

SECTORAL PRIORITY OCCUPATIONS AND INTERVENTION LIST 2023/2024									
SETA NAME	PERIOD	OCCUPATION CODE	OCCUPATION	SPECIALISATION ALTERNATIVE TITLE	INTERVENTION PLANNED BY THE SETA	NQF LEVEL	NQF ALIGNED	QUANTITY NEEDED	QUANTITY TO BE SUPPORTED BY SETA
HWSETA	2023/24	2021-2022108	REGISTERED NURSE (MEDICAL)	Prison nurse/ Hospital nurse/ Nursing prison officer General nurse	Learnership: Advanced Diploma in Medical and Surgical Nursing	6	Y	1584,00	784
HWSETA	2023/24	2021-2022105	REGISTERED NURSE (CRITICAL CARE AND EMERGENCY)	REGISTERED NURSE (CRITICAL CARE AND EMERGENCY)	Learnership: Higher Certificate in Critical Care and Emergency Nurse	5	Y	358,00	177
HWSETA	2023/24	2021-202603	Retail Pharmacist	Pharmacist assistant/ Community Pharmacist Dispensing Pharmacist	Learnership: FETC Pharmacist Assistance	4	Y	175,00	87
HWSETA	2023/24	2021-222111	REGISTERED NURSE (OPERATING THEATRE)	REGISTERED NURSE (OPERATING THEATRE)	Learnership: NC Pharmacist Assistance	3	Y	0	0
HWSETA	2023/24	2021-321101	Medical Diagnostic Radiographer	Medical Diagnostic Radiation Technologist Radiographer	Bursary: Bachelor of Nursing Science	7	Y	149,00	74
HWSETA	2023/24	2019-332208	PHARMACY SALES ASSISTANT	Pharmacy Cosmetics/ Salesperson Pharmacy/ Salesperson Retail Dispensary/ Pharmacy Assistant	Bursary: Diploma in Diagnostic Radiography	7	Y	29,00	14
HWSETA	2022/23	2019-332208	PHARMACY SALES ASSISTANT	Pharmacy Cosmetics/ Salesperson Pharmacy/ Salesperson Retail Dispensary/ Pharmacy Assistant	Learnership: FETYC Pharmacist Assistance	4	Y	29,00	14
HWSETA	2022/23	2019-213110	MEDICAL SCIENTIST	Biomedical Technologist/ Public Health Scientist/ Clinical Biochemist/ Haemologist (Medical Research)/ Histologist/ MedicalScientific Officer	Bursary: Bachelor of Biomedical Sciences	7	Y	24,00	12
HWSETA	2023/24	2021-263506	CHILD AND YOUTH CARE WORKER	Early intervention teacher/ Nursery teacher/ Pre-school co-ordinator/ Early childcare teacher	Occupational Certificate: early Childhood Development practitioner	4	Y	26,00	13
HWSETA	2023/24	2021-225101	VETERINARIAN	VETERINARIAN	Bursary: Bachelor of Veterinary Sciences	8	Y	28,00	14

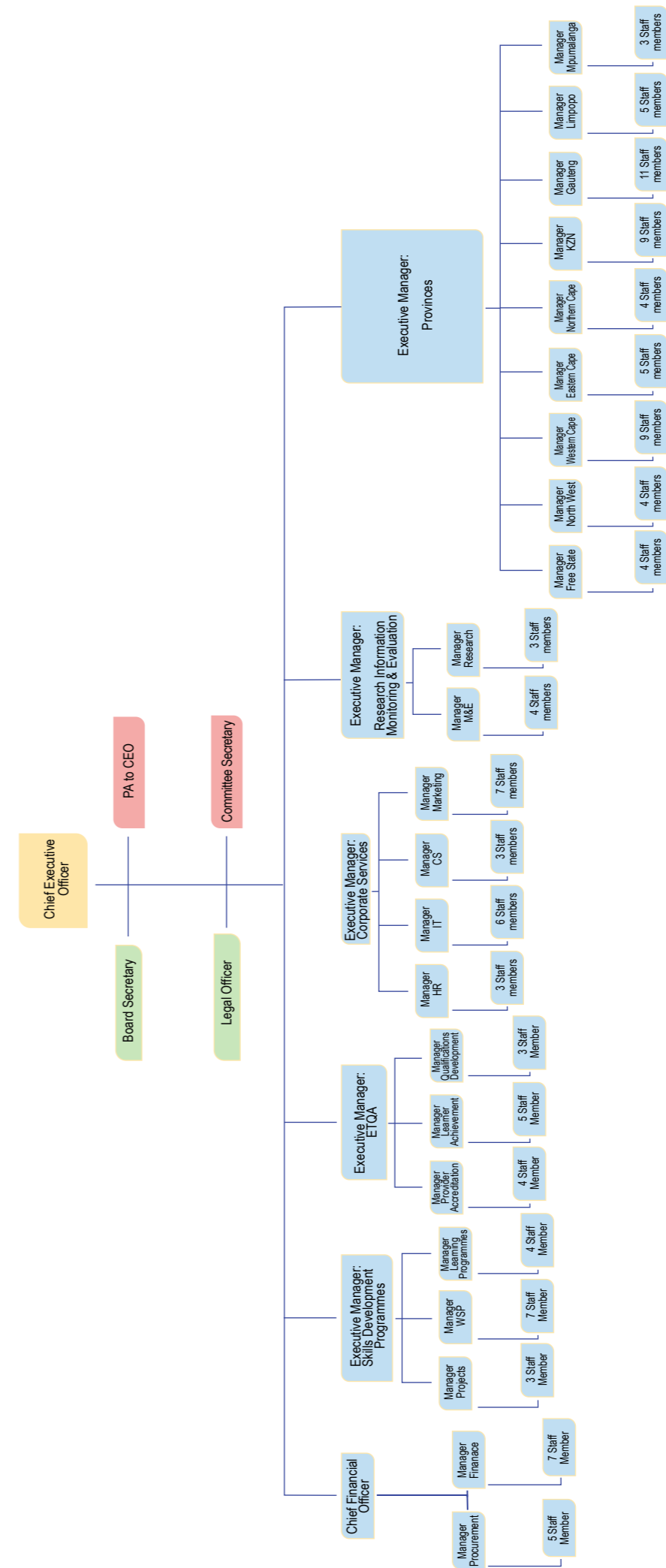
The HWSETA's skills development programmes and projects contained in the Sectoral Priority Occupations and Interventions List will be implemented across its operational sub-programmes and within the limitation of financial resources generated through the skills development levy.

## 6. INTERNAL ENVIRONMENT

The HWSETA Board is actively and effectively involved in the process of strategy and policy development. The HWSETA vision percolates through the organization from the strategic level to the operational level. The HWSETA has management systems and policies in place and staff is aware of them. The hierarchies of authority and responsibility have been defined at every level. The HWSETA has a fully-fledged financial and accounting system. Budgeting is project-specific and fund utilization is prepared and monitored regularly through periodic reports. The HWSETA has put in place risk management systems to ensure delivery on its mandate. The HWSETA is complemented by qualified human resources capable of carrying out the implementation of the Strategic Plan and Annual Performance Plans which are in consonance with the mission and objectives of the HWSETA.

The HWSETA has 152 positions of which 96% (key positions) are filled thus far. There is at least one provincial office located in the nine provinces of South Africa. For easy access by communities, this is being augmented by offices at the Technical and Vocational Education and Training (TVET) Colleges. The Delivery Model clearly makes a distinction between functions decentralized and those centralized. A Service Delivery Charter has been adopted to ensure uniformity and standardization in the service rendered. This is aimed at inculcating a new culture of accountability and performance management. The organogram depicting the management of the HWSETA is on the next page.

FIGURE 13: THE ORGANOGRAM OF THE HWSETA



To be efficient and achieve optimal performance, the HWSETA, in terms of programmes, is structured in the following manner:

**Programme 1: Administration**

- a) Office of the CEO comprising of Board office and Legal services;
- b) Corporate Services- includes Marketing, Human Resource and Information Technology; and
- c) Finance comprising of Supply Chain Management, Grants and general finance.

**Programme 2: Skills planning and impact assessment**

- a) Research, Information, Monitoring and Evaluation, incorporating:
  - o Research
  - o Monitoring and Evaluation

**Programme 3: Skills Development Programmes and Projects**

- a) Skills Development Programmes and Projects is responsible for:

**Sub-programme 3.1: Learning Programmes**

- i. Supports learning programmes through learnerships, skills programmes, bursaries, internships, work integrated learning, Lecturer Development and AET.

**Sub-programme 3.2: Workplace Skills Plans and Projects**

- ii. Funds projects, including Government Projects, Employer initiated Projects, Professional Body Projects.
- iii. Evaluates and approve Workplace Skills Plan.
- iv. Forming partnerships for work-based training
- v. Supports small businesses, NGOs, Trade Unions, Cooperatives

**Programme 4: Quality assurance and qualification development**

- a) Education and Training Quality Assurance incorporating:
  - o Provider Accreditation,
  - o Learner Achievement
  - o Qualification Development

The Provincial offices are rendering basic cross-cutting functions, which encapsulate all functions mentioned above.

**6.1 Human Resource Plan of the HWSETA**

The HWSETA has a well-established Human Resources Plan, which reflects:

- a) HR planning and a number of posts in the staff establishment.
- b) Recruitment strategy and employment equity plan. The recruitment strategy is to fill all key positions within the organization and to procure temporary staff members to address short-term projects or workload fluctuations. Positions will also be filled when required after a staff member has resigned from the HWSETA.
- c) Currently 61% of staff at the HWSETA are women, and 4% are people living with disabilities. Just about a quarter of employees are youth.

**6.2 ICT**

The automation of business processes of the HWSETA is an innovation in service delivery that is coming into fruition, as automation of the modules for core business functions; SDP and ETQA were complete and operational by 31 March 2021. The development of the Finance module was 95% complete and non-core/support functions were at 54% completion.

The automation is gradually providing convenience for HWSETA stakeholders as they do not have to visit HWSETA offices for submission of application forms and other documentation. The automation of business processes is expected to improve service delivery in many ways.

**6.3 Finances**

- The estimated revenue from Skills Development Levies is conservative taking into account on average a 5.8% increase from year to year. Actual revenue in the past has at least kept abreast with CPI, and the HWSETA's levy base remains stable. Actual penalties received do vary from year to year and cannot be estimated reliably, but will not be significantly different from the estimated penalties to be received above.
- On 1 April 2013, a Cabinet Memorandum, Cabinet Memorandum No 53 of 2012, came into effect where all Departments of Health and Social Development must contribute 30% of their training budget to the HWSETA. The contribution is utilized as follows:

10%	Administration of the HWSETA
20%	Discretionary grant funding

- The contribution by Government Departments is reflected in the budget as a conservative figure due to the poor collection of this stream of levies over the last three years. These levies that add to revenue distorts the % of revenue allocated for administration and discretionary grant expenditure. Therefore, the %'s allocated for the administration of 10.5% and discretionary of 49.5%, is distorted.
- Discretionary grant funding of R468 million, R489 million and R510 million over the MTEF period covers the targets set out in the strategic plan.

- The funding model per project has been revised and projected over the MTEF period. The targets set are determined based on a number of factors including the SSP research, strategic planning, the prior year actual achievements and Government priorities. The administration budget set aside caters for sufficient capacity within the HWSETA to meet all target set in the MTEF period. Any approved project administration costs for Programmes 2, 3 and 4 are up to 7.5% as determined by the Grant Regulations.
- In the past year, 2019-2020, the HWSETA committed 177% of its discretionary grant reserve respectively for funding, with exceptional performance against predetermined targets.

**6.4 Challenges to the achievement of HWSETA Mandate**

Some of the challenges the HWSETA faces in order to achieve its mandate are the following:

- a) Lack of timeous compliance with the criteria of discretionary grant funding by Employers resulting in material de-commitments each year. Various strategies are being put in place to address decommitments which include engagements to understand challenges that stakeholders face and finding ways to circumvent these from affecting the implementation of training. These are on a case-to-case basis.
- b) The slow rate of prosecution of Skills Development Providers who defrauded learners due to the lack of a legislative tool for this purpose.

The likely impact of Covid-19 on the HWSETA's delivery of its mandate include the following:

- a) Resourcing of the 2022-2023 annual plan has been limited within a budget of R530million. In prior years the HWSETA was able to plan above the expected discretionary budget as it had reserves to tap into. In 2020-2021 these reserves were depleted, thus budgeting above expected revenue is not an option for 2022-2023. This has affected target setting for the 2022-2023 so much that targets have been reduced from baseline by up to 60%.
- b) The late start of the academic year for 2021 and the eminent risk of a fourth and fifth wave of Covid-19 pose challenge to entries into funding programmes for the 2022 academic year and timeous reporting of all completions.
- c) The risk of retrenchments in the NGO Sector due to reduced Department funds to this sector and reduced international donor funds due to Covid-19;
- d) The risk of Small and Emerging Business that face financial difficulty due to the current economic environment caused by the Covid-19 National Disaster lockdown regulations, may result in a sharp decline of SMEs meeting the threshold for paying the skills levy.
- e) The risk of Medium and Large Business that face financial difficulty due to the current economic environment caused by the Covid-19 National Disaster lockdown regulations, may result in a decline either in the number of businesses that meet the threshold to pay the skills levy or to reduced skills levy contributions.

**6.5 Performance of the HWSETA in achieving 2021-2022 APP targets**

Covid-19 had devastating effects on the economy of South Africa so much so that the financial year for 2021-2022 commenced with the country geared towards implementing the Economic Reconstruction and Recovery Plan. The objectives of this plan were to:

- o Create jobs, primarily through aggressive infrastructure investment and mass employment programmes
- o Reindustrialise the economy, focusing on growing small businesses
- o Accelerate economic reforms to unlock investment and growth;
- o Fight crime and corruption; and
- o Improve the capability of the state

The role of the post-school education sector cut across the above objectives as it was tasked with ensuring that the country has a sufficient number of skilled labour with requisite skills. The Department of Higher Education and Training therefore developed a skills strategy which specified the role each of its entities would have to play to ensure the sufficient number of skilled labour with requisite skills. The year was therefore dedicated at crafting the skills strategy and formulating implementation strategies. The HWSETA ensured that its strategy and annual performance plan for 2022-2023 were aligned to the skills strategy as this will be the first year of implementation.

In 2021-2022 the health and social development sector continued its fight against Covid-19 as the pandemic was still a reality of the day. The HWSETA supported a number of Covid-19 projects and also focused on skills development projects that would yield job opportunities in support of the ERRP. As thus, the HWSETA has been able to reach a performance level of 90,9% of its annual targets of the 2021-2022 APP.

The HWSETA targeted to fund a total of 23 987 students in its APP of 2021-2022 through the following programmes:

- o Workplace-based learning programs, that include learnerships, apprenticeships, TVET College Placement, University Student Placement, internships for graduates, and skills programmes;
- o Bursary programmes, that include under-graduate, post-graduate, and vocational student bursary programmes;
- o Occupationally based programmes, that include Adult Education and Training (AET), Lecturer Development, Recognition of prior learning, Trade Union Members, and NGO sector workforce and the workforce from small businesses.

This targeted number of students was exceeded as a total of 25 850 (108%) students was funded, of which:

- 8 126 (31%) were workers and 17 724 (69%) were unemployed persons.
- 12 964 (50%) were females and 4 253 (16%) were males
- 5 373 (50%) were African
- 152 (0,6%) were persons with disabilities
- 13 359 (52%) were youth
- 6 613 (26) were from rural areas

These students were funded and trained through a total of 580 partnerships with 348 employers; 14 Government Departments, 40 post-school education institutions; and 178 levy-exempt organisations.

Furthermore;

- the HWSETA funded a total of 30 Mid-level skills and Departmental projects; 25 Cooperatives; and 161 Small Businesses for skills development.
- Completions from prior year entries, which were reported by employers during the year under review were a total of 15 334, of which:
  - 8 982 (59%) were workers and 6 352 (41%) were unemployed persons.
  - 10 836 (71%) were females and 3 723 (24%) were males
  - 13 187 (86%) were African
  - 219 (1,4%) were persons with disabilities
  - 10 300 (67%) were youth
  - 6 082 (40%) were from rural areas
- The employment rate derived from a track a trace study of learners that completed learning programmes in 2020 and 2021 is 46.5%.

### Strategy to Overcome Areas of Under-achievement

**Programme 2:** Universities will be requested by the end of the year to identifying funded students who will be continuing with their studies in the next academic year so that they can be re-entered into the post-graduate bursary programme in January or February.

**Programme 3:** Full qualifications will be offered in parts to workers so as to make it possible for employers to release their workers for training as employers could not afford to release workers for prolonged periods of time in order to attend training. Also, all completions will be collected and reported timeously. Pipeline approach will be used for bursary students to ensure that students are funded for the duration of the entire qualification as these span for multiple years.

**Programme 4:** Learners will be entered earlier on in the financial year into the RPL programme to allow for the assessments to be conducted and completed before the end of the financial year. This will make it possible to have assessment that are completed and thus reported against the indicator that measures completions for the RPL programme.

### 3.3.1 Progress Towards the Achievement of Impacts and Outcomes

This is a review of the progress made by the HWSETA towards achieving the strategic outcomes and targets which are contained in the Strategic Plan 2020-2025. This plan maps out 6 impact statements which are broken down to 9 outcome statements and these are measured through 34 outcome indicators and targets. Progress towards the achievement of the 5-year targets is measured through evaluation studies. During the financial years 2020-2022, 22 of the 34 (65%) outcomes indicators were measured through evaluation studies, as follows:

	2020-2021	2021-2022	2022-2023	2023-2024	2024-2025
Outcomes measured annually	10	10	10	10	10
Outcomes measured once	3	9	12	12	12
Total Outcomes Measured	13	19	22	22	22
<b>BUDGET SPENT</b>	<b>R722,198</b>	<b>R2,163,600</b>	<b>R2,750,000</b>	<b>R2,750,000</b>	<b>R2,750,000</b>

Internally the HWSETA has capacity to conduct 9 evaluation studies per annum. Any work beyond this requires the support of research partners. When such support is utilised, HWSETA officials plan all studies, oversee all evaluation processes and ensure quality.

The progress made towards the achievement of outcome targets is detailed as follows:

OUTCOME NO	OUTCOME STATEMENT	INDICATOR NO	INDICATORS TO BE MEASURED	Baseline	2024-2025 Target	Actual Achievement by 30 September 2022	Data Sources	Comment on Achievement Improvements required for the remainder of the planning period
1	The HWSETA delivers on its mandate efficiently and effectively through its well capacitated organizational structure and automated business processes in the strategic period	1	The extent to which external stakeholders of the HWSETA are satisfied with efficiency and effectiveness service delivery	60%	80%	43% 54%	Stakeholder satisfaction survey	A Stakeholder Satisfaction Survey was conducted in 2021-2022 and results yielded an efficiency level of 43,25% and effectiveness level of 42,09%. Overall, therefore the HWSETA achieved an average efficiency and effectiveness level of 43%. The next stakeholder satisfaction survey will be conducted in 2023-2024.  The HWSETA will review the findings from the survey and strengthen its stakeholder relations through monitoring of adherence to service delivery charter in order to ensure that its stakeholders are attended to timeously.
2	The HWSETA provides a credible skills planning, research and evaluation system that ensures that its funding initiatives yield good impact in the strategic period.	2	The relevance of the Sector Skills Plan of the HWSETA to the DHET SSP framework	85%	85%	89% 105%	DHET SSP assessment report	The DHET peer reviews the SSP annual update to check its alignment to the research outputs stipulated in the NSDP (2030). In 2020-2021 the quality of the HWSETA SSP update was rated 85% and in 2021-2022 it was rated 89%.  The HWSETA needs to ensure that all areas of improvement from the DHET assessment are addressed to facilitate annual improvement of the quality of its SSP.
		3	The extent to which internal stakeholders of the HWSETA implement Monitoring and Evaluation recommendations	75%	80%	85% 106%	Evaluation Findings register  Follow-up report	Recommendations made on M&E studies conducted in 2019-2020 were implemented in 2020-2021. Those that had not been implemented by financial year end will be implemented in 2021-2022. The next follow-up study will be conducted in 2022-2023.  Frequency of follow-up on the implementation will be improved from once per year to every six months. This is believed that it will prompt implementing managers to closely monitor their progress towards addressing resolutions of findings raised through evaluation studies.

OUTCOME NO	OUTCOME STATEMENT	INDICATOR NO	INDICATORS TO BE MEASURED	Baseline	2024-2025 Target	Actual Achievement by 30 September 2022	Data Sources	Comment on Achievement Improvements required for the remainder of the planning period
		4	The extent to which monitoring and evaluation reports measure the strategic outcomes of the HWSETA strategic plan 2022-2025 by the end of the strategic plan.	90%	90%	65% 72%	Strategic Plan 2020-2025; mid-term progress report end-term progress report	The HWSETA evaluated 20 of the 33 strategic outcomes. Each of the evaluation reports produced have been confirmed by implementing managers.  The remaining 13 outcome indicators will be measured in 2022-2023 to 2024-2025.
3	The HWSETA promotes linkages between education and the workplace to increase workplace based learning opportunities in the health and welfare sector in the strategic period.	5	The extent to which employers participate in HWSETA skills development initiatives in comparison to those that submit the WSP in the strategic period.	30%	60%	40% 66%	Desktop review report	40% of employers partnered with the HWSETA to implement learnerships, apprenticeships, and TVET/University WIL. These employers constituted 687 of the 1708 organisations that submitted their WSPs and were approved. Another desk-top review will be conducted in 2022-2024  Employers will be encouraged to increase their participation in skills development activities. Provincial Offices of the HWSETA will organize workshops targeting employers that do not participate on skills development programme and inform them about the benefits and incentives available for participating in workplace-based programmes of the HWSETA
		6	The extent to which Universities, TVET Colleges, and Professional Councils participate in HWSETA skills development initiatives in comparison to the total number of those that offer education and training in the sector	70%	80%	53% 66%	Desktop review report	53% of Universities, TVET Colleges and Other Colleges partnered with the HWSETA to implement vocational, under-grad degrees, post-grad diplomas, and post-grad deegred bursaries. These PSET institutions constituted 40 of the 76 institutions that offer training programmes funded by the HWSETA during the strategic period. Another desk-top review will be conducted in 2022-2023.  Additional universities and TVET Colleges will be lobbied to partner with the HWSETA to implement its skills development initiatives

OUTCOME NO	OUTCOME STATEMENT	INDICATOR NO	INDICATORS TO BE MEASURED	Baseline	2024-2025 Target	Actual Achievement by 30 September 2022	Data Sources	Comment on Achievement Improvements required for the remainder of the planning period
4	The HWSETA supports the growth of the public and private college system so that colleges may qualify as centres of specialisation in the strategic period.	7	Occupational qualifications developed by the HWSETA are confirmed by the sector to be relevant to occupations on high demand	0%	100%	Undetermined	Survey report	Two qualifications were developed in 2021-2022. Track and trace study of learners trained through these qualifications will be used to confirm the relevance of these qualifications to occupations as a proxy indicator. Employers will also be interviewed about the relevance of these qualifications in 2023-2024.
		8	Increased number of lecturers whose performance in teaching improves due to skills development initiatives funded by the HWSETA in the strategic period.	35	53	19 36%	Survey Report	A survey measuring increased skills of lecturers that were funded during the strategic period was conducted in 2021-2022 and 19 lecturers were identified to have improved performance due to the skills development initiatives of the HWSETA. A survey of additional cohorts will be conducted in 2023-2024.
5	The HWSETA supports career development services related to the health and welfare sector and makes them accessible to rural and targeted youth in the strategic period.	9	Number of learners from rural school exposed to career awareness services in the strategic period.	Undetermined	14400	2740 19%	Career Portal Database	Only 19% of the 5-year target was achieved in 2021-2022 due to learners that register on the career portal who do not indicate where they are coming from.  This will be strengthened going forward. A follow-up desktop analysis will be conducted in 2023-2024.
		10	Percentage of learners exposed to career awareness services who enter-into HWSETA funded learning programmes in the strategic period	5%	10%	4% 40%	Bursary	10% of the 5-year target was achieved as the career portal was launched in 2021-2022. Additional bursaries will be offered in 2022-2023, and rapid assessment to evaluate the immediate outcomes of the career awareness programme will be conducted in 2023-2024.
		11	Number of career guidance practitioners funded by the HWSETA who offer their services to rural areas in the strategic period	Undetermined	36	Undetermined	Survey report	A survey will be conducted in 2022-2023 on career guidance practitioners funded by the HWSETA for training whether they do offer training in schools that are in the rural areas. A survey of additional cohorts will be conducted in 2024-2025.

OUTCOME NO	OUTCOME STATEMENT	INDICATOR NO	INDICATORS TO BE MEASURED	Baseline	2024-2025 Target	Actual Achievement by 30 September 2022	Data Sources	Comment on Achievement Improvements required for the remainder of the planning period
6	The HWSETA provides increased support towards skills development activities for entrepreneurial, cooperative, as well as the establishment of new enterprises in the strategic period.	12	Number of cooperatives whose sustainability is strengthened through skills development initiatives funded by the HWSETA.	0	36	13 36%	Evaluation study report	Outcomes evaluation study was conducted in 2022-2023 and it confirmed that cooperatives supported by the HWSETA do achieve the desired and outcomes.
		13	Increased number of small and emerging businesses exposing their employees to skills development training in the strategic period	0	348	161 46%	Desktop review report	Of the 348 SMEs that submitted their WSPs during the strategic period, 161 SMEs exposed their workers to skills development training, resulting in an achievement of 46% of the strategic target. A rapid assessment of the outcomes of the SME project of the HWSETA will be conducted in 2023-2024.
		14	Number of enterprises established with the support of the HWSETA in the strategic period.	0	200	Undetermined	Survey report	This outcome is new as it supports the new strategy of the HWSETA to capacitate unemployed social service graduate to open up social enterprises.
		15	Increase in the percentage of health and welfare sector large, medium, and small firms that actually send employees for training as per WSPs to the health and social development sector in the strategic period	Undetermined	60%	Undetermined	Database analysis report	Database analysis will be conducted to compare the number of levy paying and non-levy paying employers that actually implement their WSPs submitted to the HWSETA. Also, a database analysis will be conducted on non-levy paying. This will show the level of participation of employers on skills development.

OUTCOME NO	OUTCOME STATEMENT	INDICATOR NO	INDICATORS TO BE MEASURED	Baseline	2024-2025 Target	Actual Achievement by 30 September 2022	Data Sources	Comment on Achievement Improvements required for the remainder of the planning period
7	The HWSETA supports officials from NGOs, NPOs, and Trade Unions in order to strengthen governance and service delivery, and thus advance social, rural, and community development in the strategic period	16	Increased number of levy exempt organisations exposing their employees to skills development training that is relevant to their work in the strategic period	300	400	179 45%	Database analysis report	Database analysis will be conducted in 2022-2023 to compare the number of levy exempt organisations that submit WSPs and those that participate in skills development initiatives of the HWSETA.
		17	Increased number of trade union officials exposed to skills development programmes that are relevant to their skills needs in the strategic period	234	253	192 76%	Survey report	A survey will be conducted in 2022-2023 to find out the relevance of skills development training union officials are exposed to and also assess whether the skills needs of these officials are met.
8	The HWSETA contributes to the improvement of level of skills to 50% of the health and welfare sector workforce through various learning programmes that address critical skills in the strategic period.	18	Number of workers who progress to higher positions of employment after successful completing learnerships funded by the HWSETA	1485	1485	Undetermined	Tracer study report	Tracer studies for workers will be conducted on all workers whose training was funded by the HWSETA in 2022-2023
		19	Number of workers who progress to higher positions of employment after successful completing apprenticeships funded by the HWSETA	80	75	Undetermined	Tracer study report	



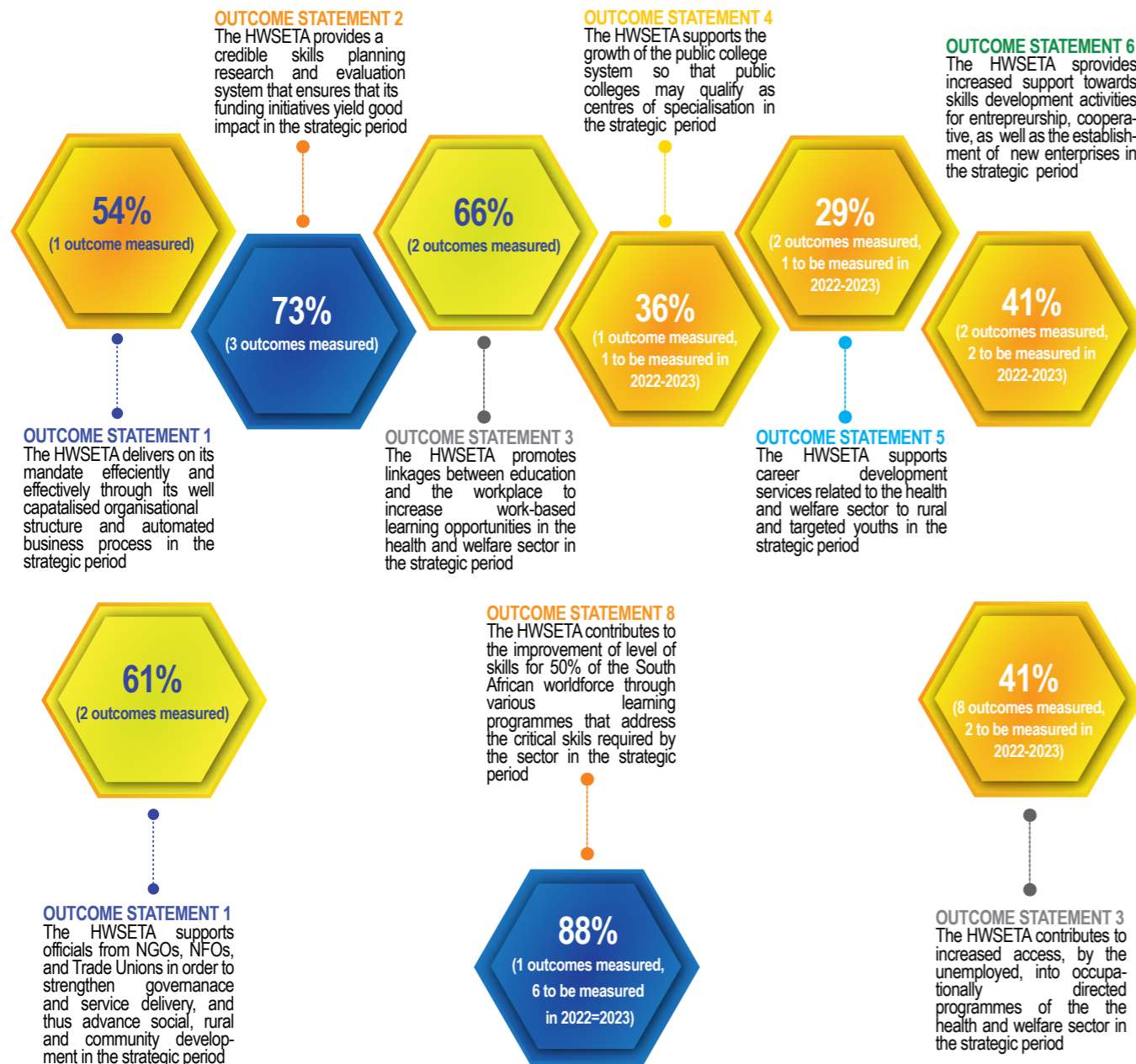
OUTCOME NO	OUTCOME STATEMENT	INDICATOR NO	INDICATORS TO BE MEASURED	Baseline	2024-2025 Target	Actual Achievement by 30 September 2022	Data Sources	Comment on Achievement Improvements required for the remainder of the planning period
		20	Number of workers who progress to higher positions of employment after successful completing undergraduate and post-graduate degrees funded by the HWSETA	159	159	Undetermined	Tracer study report	
		21	Number of workers who progress to higher positions of employment after successful completing post-graduate degrees funded by the HWSETA	36	36	Undetermined	Tracer study report	
		22	Number of workers whose performance improves after successful completing skills programmes, funded by the HWSETA.	6198	6198	Undetermined	Tracer study report	
		23	Number of workers who obtain full qualifications after successfully completing AET programmes funded by the HWSETA	660-	660	Undetermined	Tracer Study report	
		24	Number of workers who obtain full qualifications after successfully completing RPL programmes funded by the HWSETA	342	342	302 88%		20% of the outcome target has been met. A Track and Trace study for workers that had undergone the Recognition of Prior Learning Assessment during the strategic period was conducted in 2021-2022 to identifying learners that actually obtained full qualifications through RPL. The next cohort will be evaluated in 2023-2024

OUTCOME NO	OUTCOME STATEMENT	INDICATOR NO	INDICATORS TO BE MEASURED	Baseline	2024-2025 Target	Actual Achievement by 30 September 2022	Data Sources	Comment on Achievement Improvements required for the remainder of the planning period
9	The HWSETA contributes to increased access by the unemployed into occupationally directed programmes in the health and welfare sector during the strategic period	25	Unemployed persons who find employment after successfully completing internships for graduates funded by the HWSETA in the strategic period	610	610	226 37%	Tracer Study report	Progress made in 2021-2022 towards meeting the 5-year target reached 25% of the target. 226/950 (25%) unemployed persons funded for internships found jobs six months after completing their internship programmes. Another track and trace study will be conducted in 2022-2023 and learners that completed in quarter 4 2021-2022 and quarters 1 to 3 of 2022-2023 will be followed.
		26	TVET College Graduates Unemployed persons who find employment after successfully completing vocational programmes, funded by the HWSETA in the strategic period.	0	305	Undetermined	Tracer study report	A track and trace study will be conducted in 2023-2024 as the first cohort of graduates was funded in 2021-2022.
		27	Unemployed persons who find relevance to skills programmes, funded by the HWSETA in the strategic period.	572	835	Undetermined	Tracer study report	Track and trace study for the unemployed did not include students funded through vocational bursaries mainly because the support that was given was not for the entire programme. In 2022-2023 the HWSETA will track learners that actually complete their vocational qualifications and then identify those that find jobs at least six months after completing their qualifications.
		28	Unemployed persons who find employment after successfully completing learnerships funded by the HWSETA in the strategic period.	1500	4316	Undetermined	Tracer study report	A track and trace study will be conducted in 2022-2023.
				1400	1400	483 35%	Tracer study report	Progress made in 2021-2022 towards meeting the 5-year target reached 34.5% of the target. 483/1400 (34.5%) unemployed persons funded for learnerships found jobs six months after completing their qualifications. Another track and trace study will be conducted in 2022-2023 and learners that completed in quarter 4 2021-2022 and quarters 1 to 3 of 2022-2023 will be followed.

OUTCOME NO	OUTCOME STATEMENT	INDICATOR NO	INDICATORS TO BE MEASURED	Baseline	2024-2025 Target	Actual Achievement by 30 September 2022	Data Sources	Comment on Achievement Improvements required for the remainder of the planning period
		29	Unemployed persons who find employment after successfully completing apprenticeships funded by the HWSETA in the strategic period	150	150	85 57%	Tracer study report	Progress made in 2021-2022 towards meeting the 5year target reached 57% of the target. 85/150 (57%) unemployed persons funded for apprenticeships found jobs six months after completing their qualifications. Another track and trace study will be conducted in 2022-2023 and learners that completed in quarter 4 2021-2022 and quarters 1 to 3 of 2022-2023 will be followed.
		30	Unemployed persons who find employment after successfully completing university degrees funded by HWSETA undergraduate programme in the strategic period	262	262	135 52%	Tracer study report	Progress made in 2021-2022 towards meeting the 5year target reached 51.5% of the target. 354/262 (51.5%) unemployed persons funded through bursaries for university undergraduate programmes found jobs six months after completing their qualifications. Another track and trace study will be conducted in 2022-2023 and learners that completed in quarter 4 2021-2022 and quarters 1 to 3 of 2022-2023 will be followed.
		31	Unemployed persons who find employment after successfully completing university degrees funded by HWSETA post-graduate programme in the strategic period	undetermined	120	35 29%	Tracer study	Progress made in 2021-2022 towards meeting the 5year target reached 39% of the target. 35/90 students that completed post-graduate degrees were tracked and confirmed through self-disclosure. \ Multiple data collection sources will be used to secure a higher response rate as this usually affects the results of the tracer study
		32	The percentage of the unemployed who find employment after completing learning programmes funded by the HWSETA in the strategic period.	60%	60%	46.5% 77.5%	Synthesis of tracer studies report	A tracer study was conducted on unemployed learners that completed learning programs funded by the HWSETA through learnerships, bursaries, artisans and internships. The overall employment rate yielded by tracer study conducted in 2020-2021 was 60%, and the one yielded by the 2021-2022 study was 33%. This therefore results in an average employment rate of 46.5% over the two years of the strategic period.

OUTCOME NO	OUTCOME STATEMENT	INDICATOR NO	INDICATORS TO BE MEASURED	Baseline	2024-2025 Target	Actual Achievement by 30 September 2022	Data Sources	Comment on Achievement Improvements required for the remainder of the planning period
		33	Number of unemployed persons who obtain their TVET College qualification after successfully completing TVET College Work Integrated (WIL) Learning programmes funded by the HWSETA in the strategic period	685	685	142 21%	Tracer study report	Multiple data collection sources will be used to secure a higher response rate as this usually affects the results of the tracer study
		34	Number of unemployed persons who obtain their university qualifications after successfully university Work Integrated (WIL) Learning programmes funded by the HWSETA in the strategic period	1211	1211	204 17%	Tracer study report	Multiple data collection sources will be used to secure a higher response rate as this usually affects the results of the tracer study

In summary, the achievement of these targets against the outcome statements is provided below in percentage average achievement as follows:



The twelve outcome indicators whose performance had not yet been measured by 30 September 2022 will have been measured by June 2023 and a mid-term report showing the performance of the HWSETA for all 34 outcome indicators will be compiled and submitted to the Board in August 2023.

The two diagrams above show a high-level performance review of the achievement of the strategic outcomes as at 30 September 2022. The review is based on measuring outputs from 2020-21 and 2021-22 through evaluation studies. As such, the expected level of performance is 40% at the level of indicator targets.

To calculate the aggregated achievement for each of the outcome statements, indicator targets falling under the same outcome statement were averaged. As thus, outcome statements 1, 2, 3, 6, 7, 8 and 9 have an aggregated average performance that is above 40%. While outcome statement 4 and 5 have an aggregated performance falling below 40%.

#### Reasons for this low achievement

Performance for outcome 4 is affected by TVET College lecturer development, where 37% of the lecturers did not respond to the survey questionnaire. A follow-up on the non-responses will be made to improve the response rate and then perhaps improve the performance of this outcome statement in preparation for the mid-term review report that will be issued in August 2023.

Performance for outcome statement 5 is affected by the low number of learners that register their addresses on the career portal rendering it difficult to account for the geographic location of all learners that visit the portal. The field for address has been marked as mandatory on registration to the portal

#### 6.6 Description of the strategic planning process

In August and September, the Board, the CEO and the Executive Managers convened two Strategic Planning workshops with stakeholders from the Health and Social Development sectors. These workshops were focused on engaging stakeholders that are key to the implementation of the ERRP skills strategy, the Revised 2019-2024 MTSF, and the Human Resource Strategies for Health and Social Development. Findings from these workshops are included in this strategic plan and there are partnerships going forward that will be forged to ensure that these Government Priorities are implemented.

A Risk Assessment Workshop was also convened by the Board and Executive Management. At this workshop an analysis of the "control measures culture" that exists at the HWSETA was undertaken, the top 10 strategic HWSETA risks were identified and a risk register was compiled. The results of the Risk Assessment Workshop are incorporated into HWSETA's Strategic Business Plan, whereby action plans to mitigate the impact of these risks are formulated, costed, and included in the Annual Business Plan. There is an ongoing monitoring process by both the Audit and Risk Committee and the Board. On an ongoing basis, the CEO and the Executives meet and identify other risks which might emerge during implementation, and the Risk Register is amended to factor those. Further advocacy is provided by the presence of Internal Auditors in these meetings.

##### 6.6.1 The HWSETA Planning process can be described as follows:

- The management team of the HWSETA undertakes a scanning exercise. This is usually done through the research that underpins the 5-year sector skills plan. The sector skills plan notes significant developments in the Health and Social Development Sectors and from this, the scarce and critical skills list is derived. The SSP contributes towards situational analysis and description of the external environment of the HWSETA for the strategic plan
- The second step is to take note of significant national government imperatives announced over the past year. For example, the ERRP skills strategy, the revised MTSF 2019-2024, the human resource strategies of the Departments of Health and Social Development, and the National Digital and Future Skills for South Africa Act.
- A Management Planning workshop is held in which the Management team unpacks the documents listed above. A draft HWSETA Strategic Plan is developed.
- This draft plan is then presented to the Board at a workshop where Board members give additional inputs and where their sectoral experience and local knowledge influences the draft plan.
- The HWSETA management team develops a final Strategic Plan and Budget and this is presented to the Board for final approval.
- The annual performance plan then becomes the basis of the management plan in which delivery is structured over the 4 quarters.
- The 4-quarter plan forms the basis of the CEO review sessions each quarter and the performance report to the quarterly Board meetings. If and when required, corrective action plans will be put in place to deal with items not progressed satisfactorily.

# MEASURING THE PERFORMANCE OF THE HEALTH AND WELFARE SETA

## 1. Institutional Performance Information

Over the next five years, the HWSETA places renewed emphasis on its role in the education and training levy-grant system and its role in influencing and implementing skills development programmes and projects in the health and welfare sector. The mandate of the HWSETA extends to an integrative role in skills planning, development of learning programmes and implementing these in the sector. The achievement and assessment of the outcome indicators will be in 2025 having considered the length of programmes in the sector. This section provides impact statements, outcome statements and outcome indicators, which are tabulated in sections 1.2 and 1.3

### 1.2 Impact Statements

The impact statements of the strategic plan of the HWSETA have been derived from the outcomes of the National Skills Development Plan. The NSDP outcomes are the campus for developing 4 impact statements, 8 outcome statements and 21 outcome indicators. The impact statements include the following:

**Table 19: Impact statements of the strategic plan 2020-2025 of the HWSETA, year starting 2022-2023**

<b>Impact Statement 1</b>	The HWSETA contributes to the development of a post-school system which increases the production of occupations in high demand by 2030
<b>Impact Statement 2</b>	The HWSETA develops a skilled, employable and highly productive workforce which results in reduced hard to fill vacancies in the health and welfare sector by 2030
<b>Impact Statement 3</b>	The HWSETA contributes to increased capacity of large, medium, and small firms, as well as small and emerging businesses and cooperatives of the health and welfare sector to become more sustainable and expand in size by 2030.
<b>Impact Statement 4</b>	The HWSETA contributes to increased capacity of the State, NGO and NPO sector, Trade Unions to meet social and rural development needs of the South African Citizens by 2030.

### 1.3 Measuring Outcomes

IMPACT STATEMENT 1: The HWSETA contributes to the development of a post-school system which increases the production of occupations in high demand					
OUTCOME NO	OUTCOME STATEMENT	INDICATOR NO	INDICATORS TO BE MEASURED	Baseline	5 Year Target
1	The HWSETA provides an efficient and effective skills planning, programme implementation and evaluation system which identifies occupations in high demand during the strategic period.	1.1	The relevance of the Sector Skills Plan of the HWSETA to the DHET SSP framework	85%	85%
		1.2	The extent to which internal stakeholders of the HWSETA implement Monitoring and Evaluation recommendations	75%	80%
		1.3	The extent to which external stakeholders of the HWSETA are satisfied with efficiency and effectiveness service delivery	60%	80%

OUTCOME NO	OUTCOME STATEMENT	INDICATOR NO	INDICATORS TO BE MEASURED	Baseline	5 Year Target
2	The HWSETA promotes linkages between education and the workplace to increase work-place based learning opportunities in the health and welfare sector in the strategic period.	2.1	The extent to which employers participate in HWSETA skills development initiatives in comparison to those that submit the WSP in the strategic period.	30%	60%
		2.2	The extent to which Universities, TVET Colleges, and Professional Councils participate in HWSETA skills development initiatives in comparison to the total number of those that offer education and training in the sector	70%	80%
		2.3	The extent to which unemployed persons obtain their university qualifications after successfully university Work Integrated (WIL) Learning programmes funded by the HWSETA	850	1259
		2.4	The extent to which unemployed persons obtain their TVET College qualifications after successfully completing TVET College Work Integrated (WIL) Learning programmes funded by the HWSETA	800	1673
3	The HWSETA supports the growth of the public and private college system so that colleges may qualify as centres of specialisation in the strategic period.	3.1	Number of Skills Development Providers who offer training on occupational qualifications and have at least 60% of those learners certificated	40	151
		3.2	Occupational qualifications developed by the HWSETA are confirmed by the sector to be relevant to occupations on high demand	0%	100%
4	The HWSETA makes career development services related to the health and welfare sector accessible to rural and targeted youth in the strategic period.	4.1	The extent to which learners exposed to career awareness services enter-into HWSETA funded learning programmes	45	270

IMPACT STATEMENT 2: The HWSETA develops a skilled, employable and highly productive workforce which results in reduced hard to fill vacancies in the health and welfare sector by 2030							
OUTCOME NO	OUTCOME STATEMENT	INDICATOR NO	INDICATORS TO BE MEASURED	Baseline	5 Year Target		
5	The HWSETA contributes to the improvement of level of skills to 50% of the health and welfare sector workforce through various learning programmes that address critical skills in the strategic period.	5.1	Workers who progress to higher positions of employment after successful completing learnerships, apprenticeships, under-graduate and post-graduate degrees funded by the HWSETA	Learnerships	1485	1995	
			Apprenticeships	20	50		
			Undergrad Bursaries	159	212		
			Postgraduate Bursaries	36	59		
		5.2	Workers whose performance improves after successful completing skills programmes, lecturer development and career guidance programmes funded by the HWSETA.	Skills Programmes		6198	8816
					Lecturer Development	35	53
					Career Guidance Practitioners	0	30
		5.3	Workers who obtain full qualifications after successfully completing AET and RPL programmes funded by the HWSETA	AET	360	415	
				RPL	342	608	
		5.4	The percentage of academic staff with PhDs in health and social development university programmes by 2030. The target will be 75% of academic staff with 50% being women and black.			Not Determined	75%

OUTCOME NO	OUTCOME STATEMENT	INDICATOR NO	INDICATORS TO BE MEASURED	Baseline	5 Year Target	
6	The HWSETA contributes to increased access by the unemployed into occupationally directed programmes in the health and welfare sector during the strategic period	6.1	Unemployed persons who find employment after successfully completing internships, vocational programmes, skills programmes, learnerships, apprenticeships, under-graduate and post-graduate degrees funded by the HWSETA.	Internships for University Graduates	791	1316
				Internships for TVET College Graduates	0	39
				Vocational Programmes	572	835
				Skills Programmes	1500	4316
				Learnerships	437	2735
				Apprenticeships	48	174
				Undergrad Bursaries	104	799
				Postgrad Bursaries	30	45
				6.2	Unemployed persons who obtain full qualifications after successfully completing AET programmes funded by the HWSETA.	405

IMPACT STATEMENT 3: The HWSETA contributes to increased capacity of large, medium, and small firms, as well as small and emerging businesses and cooperatives of the health and welfare sector to become more sustainable and expand in size by 2030.					
OUTCOME NO	OUTCOME STATEMENT	INDICATOR NO	INDICATORS TO BE MEASURED	Baseline	5 Year Target
7	The HWSETA provides increased support towards skills development activities for entrepreneurial, cooperative, as well as the establishment of new enterprises in the strategic period.	7.1	Number of cooperatives whose sustainability is strengthened through skills development initiatives funded by the HWSETA.	0	10
		7.2	Number of small and emerging business whose sustainability is strengthened through skills development initiatives funded by the HWSETA.	0	70
		7.3	Number of enterprises established with the support of the HWSETA in the strategic period.	0	200
		7.4	Percentage of large, medium, and small firms submitting WSPs against those that pay the skills levy in the health and welfare sector	30%	60%

IMPACT STATEMENT 4: The HWSETA contributes to increased capacity of the State, NGO and NPO sector, Trade Unions to meet social and rural development needs of the South African Citizens by 2030					
OUTCOME NO	OUTCOME STATEMENT	INDICATOR NO	INDICATORS TO BE MEASURED	Baseline	5 Year Target
8	The HWSETA provides increased support to the State, Trade unions, NGOs, and NPOs in order to strengthen governance and service delivery and thus advance social, rural, and community development in the strategic period.	8.1	Number of projects whose sustainability is strengthened through skills development initiatives funded by the HWSETA	4	8
		8.2	The number of Trade Union officials who gained relevant skills through skills development programmes funded by the HWSETA	100	240
		8.3	The number of NGOs and NPOs whose governance has been strengthened through skills development programmes funded by the HWSETA	5	50

## 2. Explanation of Planned Performance over the five-Year Planning Period

### A. Contribution of Outcomes to the NDP five-year implementation Plan

NDP OUTCOMES	HWSETA OUTCOMES	MTSF/ERRP
Identify and increase the production of occupations in high demand	The HWSETA provides an efficient and effective skills planning, programme implementation and evaluation system which identifies occupations in high demand during the strategic period.	<b>MEDICAL EQUIPMENT</b> Research on qualification requirements for: <ul style="list-style-type: none"> <li>• Medical Equipment Inspector</li> <li>• Medical Equipment Repairer,</li> <li>• Medical Equipment Maintainer</li> </ul> SETAs to conduct surveys that focus on current, future, and emerging digital skills needs.
Linking education and the workplace	The HWSETA promotes linkages between education and the workplace to increase work-based learning opportunities in the health and welfare sector in the strategic period	SETAs should include sectorally appropriate digital skills development, within training programmes and internships .  <b>PARTNERSHIPS WITH BUSINESS SCHOOLS</b>  To support innovation to capacitate Social Service Practitioners with business innovation thinking skills to enable them to create sustainable social enterprises
Improving the level of skills in the South African workforce	The HWSETA contributes to the improvement of level of skills to 50% of the South African workforce through various learning programmes that address the critical skills required by the sector in the strategic period.	Improve access to early childhood development (ECD)  <b>EARLY CHILDHOOD DEVELOPMENT</b> Skilling, re-skilling, upskilling ECD practitioners  Indigenisation of pharmaceutical production including through state owned company.  <b>MEDICAL EQUIPMENT</b> <ul style="list-style-type: none"> <li>• Training technicians in:</li> <li>• Medical Equipment Inspector</li> <li>• Medical Equipment Repairer,</li> <li>• Medical Equipment Maintainer</li> </ul>
Increase access to occupationally directed programmes	The HWSETA contributes to increased access, by the unemployed, into occupationally directed programmes of the health and welfare sector in the strategic period	Improve access to early childhood development (ECD)  <b>EARLY CHILDHOOD DEVELOPMENT</b> Skilling, re-skilling, upskilling ECD practitioners <ul style="list-style-type: none"> <li>• Indigenisation of pharmaceutical production including through state owned company.</li> <li>• Training of small-scale farmers and livestock handlers in Primary Animal Health Care (PAHC).</li> <li>• Enter into partnerships to support animal health related research projects of the DALRRD</li> </ul> <b>MEDICAL EQUIPMENT</b> <ul style="list-style-type: none"> <li>• Training technicians in:</li> <li>• Medical Equipment Inspector</li> <li>• Medical Equipment Repairer,</li> <li>• Medical Equipment Maintainer</li> </ul>

NDP OUTCOMES	HWSETA OUTCOMES	MTSF/ERRP
Support the growth of the public college system	The HWSETA provides supports the growth of the public and private system so that public colleges may qualify as centres of specialisations in the strategic period.	<ul style="list-style-type: none"> <li>SETAs should advance digital literacy for academic staff.</li> <li>Equip staff with digital fluency to digital mastery</li> </ul>
Skills development support for entrepreneurship and cooperative development	The HWSETA provides increased support towards skills development activities for entrepreneurial, cooperative, as well as the establishment of new enterprises in the strategic period.	<b>ENTREPRENEURSHIP AND INNOVATION</b> <ul style="list-style-type: none"> <li>Promotion of Social Entrepreneurship</li> <li>Promotion of digital skills</li> </ul>
Encourage and support worker-initiated training	The HWSETA provides increased support to the State, Trade Union, NGOs, NPOs in order to strengthen governance and service delivery, and thus advance social, rural, and community development in the strategic period	<b>PARTNERSHIP WITH NATIONAL AND PROVINCIAL DEPT. OF SOC. DEV</b> Support the Human Resource Development Plan for Social Development.  <b>PARTNERSHIP WITH NATIONAL AND PROVINCIAL DEPT. OF HEALTH</b> <ul style="list-style-type: none"> <li>Support the National Health Improvement Plan of the NHI.</li> <li>Support the 2030 Human Resource for Health Strategy</li> </ul> <b>CONTINUED PARTNERSHIP WITH DALRRD</b> <ul style="list-style-type: none"> <li>Training of small-scale farmers and livestock handlers in Primary Animal Health Care (PAHC).</li> <li>Enter into partnerships to support animal health related research projects of the DALRRD.</li> </ul>
Support career development services	The HWSETA makes career development services related to the health and welfare sector accessible to rural and targets youths in the strategic period	SETAs should advance digital literacy for academic staff.  Equip staff with digital fluency to digital mastery

## B. Rational for the choice of the outcome indicators relevant to outcomes

Outcome indicators were chosen on the basis of the results chain of the HWSETA, which is as follows:

DESCRIPTION OF RESULTS CHAIN FOR THE STRATEGY OF THE HWSETA			
RESULTS CHAIN	DESCRIPTION OF ELEMENTS OF A RESULTS CHAIN	FINANCIAL SUPPORT GIVEN TO EMPLOYED PERSONS	FINANCIAL SUPPORT GIVEN TO UNEMPLOYED PERSONS
Input	All the resources that contribute to the production and delivery of outputs. Inputs are "what we use to do the work". They include finances, personnel, equipment and buildings.	Discretionary Grant, personnel, technology and infrastructure	Discretionary Grant, personnel, technology and infrastructure
Activities	The processes or actions that use a range of inputs to produce the desired outputs and ultimately outcomes. In essence, activities describe "what we do"	Funding for the training of employed persons from enrolment to completion	Funding for the training of unemployed persons from enrolment to completion
Output	The final products, or goods and services produced for delivery. Outputs may be defined as "what we produce or deliver".	Qualification obtained by employed persons through HWSTA funding increase their capacity and makes them able to create own opportunities	Qualification obtained by unemployed persons through HWSTA funding makes them employable or able to create own opportunities
Outcome	The medium-term results for specific beneficiaries that are the consequence of achieving specific outputs. Outcomes should relate clearly to an institution's strategic goals and objectives set out in its plans. Outcomes are "what we wish to achieve".	Results of obtaining qualification which may be finding a job or furthering studies for the unemployed or furthering one's studies, or increased level of skills for the employed	Results of obtaining qualification which may be increased level of skills for the employed

## C. Explanation of enablers to achieve the five-year targets

These outcomes will be achieved through a well capacitated organizational structure that has fully functioning divisions that are well coordinated. The contribution of each of the divisions will be as follows:

### Programme 1: Administration

This programme is responsible for the overall strategic management and support to the HWSETA operations divisions. The goal of this programme is to ensure that the HWSETA is well-positioned and capacitated to deliver on its targets. This programme cuts across a number of divisions and functional areas including Finance, which incorporates procurement and grants management, Corporate Services, which incorporates Human Resource Management, Information Technology and Marketing.

### Programme 2: Skills planning and impact assessment

The HWSETA has configured this programme to include two sub-divisions, namely Research and Information and Monitoring and Evaluation. Each sub-division is headed by its own manager. The HWSETA utilizes this programme to implement skills planning related projects that include development and update of the sector skills plan, research leading to a better understanding of the dynamics surrounding sectoral labour market, production of new knowledge in the sector and development of new researchers in the sector. This programme also implements the vital and timeous evaluation and impact assessments of projects and programmes implemented by the HWSETA. These are vital for lessons learned and ensuring that projects contribute positively to the sector and desired impacts are achieved.

### Programme 3: Skills Development Programmes and Projects

The purpose of this programme is to provide skills for learners in the workplace is scarce and critical areas within the health and welfare sectors. To this end, this programme is responsible for the implementation of learning programmes, approval of grants and implementation of projects. It also provides policy and advice to employers wishing to access grants from the HWSETA.

### Programme 4: Quality assurance and qualification development

This programme consists of three subdivisions, namely Qualification Development, Skills Development Provider accreditation and Learner achievement. The purpose of the programme is to develop fit for purpose qualifications and ensure quality training is offered in the health and welfare sector. This programme, therefore, is responsible for the coordination, development and registration of new qualifications, accreditation and quality assurance of training providers and quality assurance of learner achievement, which culminates in certification. Developments and circulars by the Quality Council for Trade and Occupations (QCTO) on the continued delegation of the functions incorporated in this programme make this programme unclear going forward and these developments will be monitored closely.

## D. DISTRICT DEVELOPMENT MODEL

The District Development Model aims to improve the coherence and impact of government service delivery with focus on 44 Districts and 8 Metros around the country as development spaces that can be used as centres of service delivery and economic development, including job creation. The District Development Model (DDM) is an operational model for improving Cooperative Governance aimed at building a capable, ethical Developmental State. It embodies an approach by which the three spheres of government and state entities work in unison in an impact-oriented way, and where there is higher performance and accountability for coherent service delivery and development outcomes.

The HWSETA will focus on the following districts and forge links and partnerships to drive skills development initiatives. Within these District Municipalities there are local municipalities and town that will be targeted.

### District Development Model: Rural

Alfred Nzo DM (DC44)	Zululand DM (DC26)
Central Karoo DM (DC5)	eHlanzeni DM (DC32)
John Taolo Gaetsewe DM (DC45)	Chris Hani DM (DC13)
Mopani DM (DC33)	Thabo Mafutsanyane DM (DC19)
Sekhukhune DM (DC47)	OR Tambo DM (DC15)
uThukela DM (DC23)	Ugu DM (DC21)
Harry Gwala DM (DC43)	uMkhanyakude DM (DC27)
Vhembe DM (DC34)	Nkangala DM (DC31)
Xhariep DM (DC16)	Ngaka Modiri Molema DM (DC38)

District Development Model: Urban and Peri-urban

Johannesburg Metro (JHB)	Nelson Mandela Bay Metro (NMA)
Frances Baard DM (DC9)	Dr KK Kaunda DM (DC40)
Cape Town Metro (CPT)	
Buffalo City Metro (BUF)	

### E. Explanation of outcomes contributing to the achievement of the impact

The outcomes were designed to lead the following impact:

Impact	The results of achieving specific outcomes, such as improved productivity that will contribute to economic growth.	For the unemployed, hard to fill vacancies are filled	The employed are more productive and they get promotions, Training the employed reduces critical skills
--------	--	---	---

### 3. Key Risks

Outcome	Key risk	Risk Mitigation
Research, monitoring, evaluation, and impact system of the HWSETA provide a credible skills planning and evaluation system that ensures that its funding initiatives yield good impact in the strategic period	Not having enough research capacity internally to research on the 17 research outputs stated in the NSDS and also creating baselines for all outcome indicators whose baselines have not been established	Outsource some of the research and impact assessment projects. Manage the SLAs of those projects and ensure quality in the work done
The HWSETA delivers its mandate efficiently and effectively through its well capacitated organizational structure and business processes that are automated and integrated in the strategic period	Although the organizational structure may be well capacitated, the budget may not be sufficient as a result of the effects of Covid-19.  ERP may not yield efficiencies immediately as such systems take time to be optimally in use	Target in cognisance of the effects of Covid-19 on the HWSETA and the sector at large.  Find innovative ways of saving costs such as funding online training instead of face contact which requires costs for venue, travelling accommodation and meals.  IT staff to manage the migration from manual system to automated has been added.
The HWSETA promotes linkages between education and the workplace to increase work-based learning opportunities in the health and welfare sector in the strategic period	Employers not fully exposing learners to workplace practical training	Conduct M&E visits and interview learner as they are directly affected
The HWSETA provides quality assurance services for the health and welfare sector that ensures quality in occupational education and training in the strategic period	Skills Development Providers straggling to offer training during National Disaster lockdown regulations as they may not have infrastructure for e-learning	Change management to be applied where e-learning is phased in gradually, where a hybrid of training is offered at first, and then swiftly moving to fully embracing e-learning
The HWSETA supports the growth of the public college system so that public colleges may qualify as a centres of specialisation in the strategic period	Health sector colleges not having sufficient educators due to changes in professional landscape	Offer post-graduate bursaries to colleges with revised landscapes such as the Nursing Profession.
The HWSETA supports career development services related to the health and welfare sector and makes them accessible to rural and targeted youths in the strategic period	Not having access to school pupils in order to conduct career exhibitions due to Covid-19 National Disaster regulations of social distancing.	Partner with Basic Education Career Development Section (Khetha) in order to collaboratively offer career development  Train Life Orientation Teachers as Career Development Practitioners on health and welfare sector careers and funding programmes of the HWSETA. These Teachers will make career awareness to their students thus conducting career development on behalf of the HWSETA

Outcome	Key risk	Risk Mitigation
The HWSETA contributes to the improvement of level of skills for 50% of the South African workforce through various learning programmes that address the critical skills required by the sector in the strategic period.	Since the baseline is not yet established it may happen that 50% of the workforce is not feasible	Baseline will be collected and when next cycle of planning comes the 5year target will be revised
The HWSETA contributes to increased access, by the unemployed, into occupationally directed programmes of the health and welfare sector in the strategic period	Employment rate of students who complete qualifications may not reached desired target due to economic climate	Expose students to training on self-employment so that students on rely on jobs, they can create their own jobs
The HWSETA supports officials from NGOs, NPOs, and Trade Unions in order to strengthen governance and service delivery, and thus advance social, rural, and community development in the strategic period	NGOs/NPOs may experience financial constraints due to lack of funding resulting from diversion of funds to fight the spread and the effects of Covid-19	NGOs need to align themselves with the Countries agenda to fight Covid-19 and its effects thereby making themselves relevant to addressing the needs of the society during Covid-19
The HWSETA supports skills development for entrepreneurial and cooperative activities, as well as the establishment of new enterprises and cooperatives in the strategic period	Retrenchments of staff and closure of small businesses due to Covid-19 National Disaster lockdown restrictions may reduce the number of businesses meeting the threshold to pay skills levy and thus affect the budget of the HWSETA	The HWSETA needs to monitor economic trends and its income so as to pro-actively revise its annual plans.



## PART D:

### TECHNICAL INDICATOR DESCRIPTOR

Outcome Indicator 1.1	
Indicator Title	The relevance of the <b>Sector Skills Plan</b> of the HWSETA to the DHET SSP framework
Definition	The indicator measures the number of NSDP research outputs researched in each SSP update and other research reports and also whether the DHET SSP Framework was followed when compiling the SSP Update
Source of Data	Research outputs contained in the NSDP 2030 which are now contained in the research policy of the HWSETA for easy identification SSP feedback reports from the DHET
Method of Calculating/Measuring	The number of research outputs covered in the SSP and research reports will be calculated against the total research outputs contained in the NSDP 2030 and the research policy of the HWSETA. Also, feedback reports from the DHET will be utilized to measure the alignment of the SSP to the SSP framework.
Means of Verification	Research outputs contained in the NSDP 2030 which are now contained in the research policy of the HWSETA for easy identification SSP feedback reports from the DHET
Assumptions	The research agenda will cover the research outputs stipulated in the NSDP (2019)
Disaggregation of Beneficiaries	Targets for Women: N/A Targets for Youth: N/A Targets for people with Disabilities: N/A
Reporting Cycle	Annually (short-term)
Desired Performance	To cover one NSDP outcome in each research report and these should be included in the SSP Updates
Indicator Responsibility	Research Manager Researcher

Outcome Indicator 1.2	
Indicator Title	The extent to which internal stakeholders of the HWSETA implement Monitoring and Evaluation recommendations
Definition	The indicator measures the number of findings and recommendations that are implemented by managers responsible for programmes under review
Source of Data	Implementing Managers
Method of Calculating/Measuring	The number of the follow-up evaluation studies that confirm the implementation of recommendations will be recorded as achievements against this indicator
Means of Verification	Follow-up reports of evaluation studies
Assumptions	For all recommendations to be implemented by responsible managers within one year of confirmation of M&E report
Disaggregation of Beneficiaries	Targets for Women: N/A Targets for Youth: N/A Targets for people with Disabilities: N/A
Reporting Cycle	Annually (Short-Term)
Desired Performance	M&E Officer or Impact Assessment Practitioner will make follow-ups on the implementation of the recommendations
Indicator Responsibility	Manager responsible for programme under review Impact Assessment Practitioner M&E Officer

Outcome Indicator 1.3	
Indicator Title	The extent to which external stakeholders of the HWSETA are satisfied with efficiency and effectiveness service delivery
Definition	This indicator measures the level of stakeholder satisfaction with the efficiency and effectiveness of the HWSETA to delivering its mandate.
Source of Data	Stakeholders of the HWSETA Questionnaires completed by stakeholders and audios from interviews
Method of Calculating/Measuring	The number of stakeholders that participate in the study who confirm that the HWSETA delivers its mandate efficiently and effectively from the total participants will form the percentage of stakeholders that confirm the efficiency and effectiveness of the HWSETA to deliver its mandate
Means of Verification	Report on stakeholder satisfaction
Assumptions	Stakeholders will participate in the surveys and provide a fair distribution of participation in the study. This will facilitate the generalization of findings to all stakeholders
Disaggregation of Beneficiaries	Targets for Women: N/A Targets for Youth: N/A Targets for people with Disabilities: N/A
Reporting Cycle	Bi-Annually (Medium-Term)
Desired Performance	At least 80% of the stakeholders that fairly represent all stakeholders on the health and welfare sector will be satisfied with the level of efficiency and effectiveness with which the HWSETA delivers its mandate.
Indicator Responsibility	Stakeholder Management Officer All Managers

Outcome Indicator 2.1	
Indicator Title	The extent to which employers participate in HWSETA skills development initiatives in comparison to those that submit the WSP in the strategic period.
Definition	This indicator measures the number of employers who enter into partnerships with the HWSETA to place learners funded by the HWSETA in workplace positions for learnerships, work integrated learning and internship positions against a total number of employers whose WSPs are approved by the HWSETA
Source of Data	Employers participating in learnerships, work integrated learning and internship
Method of Calculating/Measuring	The percentage is calculated with the total number of employers whose WSP/ ATRs are approved as the denominator and total number of employers who sign MoAs to place students in learnership, work-integrated learning, and internship positions
Means of Verification	WSP approval schedule MoAs for learnerships, internships, TVET WIL, University WIL, and artisans
Assumptions	Employers who enter into these partnerships will not decommit
Disaggregation of Beneficiaries	Targets for Women: N/A Targets for Youth: N/A Targets for people with Disabilities: N/A
Reporting Cycle	Annually (Sort-term)
Desired Performance	All employers who sign Moas with the HWSETA for placing learners in workplace position will place them for the duration of the learning programme and expose learners to relevance work exposure
Indicator Responsibility	Managers responsible for learnerships, internships, TVET WILL and University WILL

Outcome Indicator 2.2	
Indicator Title	The extent to which Universities, TVET Colleges, and Professional Councils participate in HWSETA skills development initiatives in comparison to the total number of those that offer education and training in the sector
Definition	This indicator measures the number of post-school education institutions, professional and employer bodies, and communities of practice who enter into partnerships with the HWSETA to train learners funded by the HWSETA against a total number of institutions in the sector
Source of Data	List of all institutions MoUs and MoAs for TVET Bursaries, University WIL, and Post-grad bursaries
Method of Calculating/Measuring	Number of post-school education institutions who signed MoAs with HWSETA divided by the total number of employers whose WSPs are approved each year
Means of verification	List of all institutions MoUs and MoAs for TVET Bursaries, University WIL, and Post-grad bursaries
Assumptions	Institutions who enter into these partnerships will not decommit
Disaggregation of Beneficiaries	Targets for Women: N/A Targets for Youth: N/A Targets for people with Disabilities: N/A
Reporting Cycle	Annually (Short-Term)
Desired Performance	All post-school education institutions institutions who sign Moas with the HWSETA for training learners will do so for the duration of the learning programme and expose learners to relevance education
Indicator Responsibility	Managers responsible for TVET Bursaries, University WIL and Post-grad bursaries

Outcome Indicator 2.3	
Indicator Title	The extent to which unemployed persons obtain their university qualifications after successfully university Work Integrated (WIL) Learning programmes funded by the HWSETA
Definition	This indicator measures university students who complete training after successfully completing university Work Integrated (WIL) Learning programmes funded by the HWSETA in the strategic period
Source of Data	University students Employers
Method of Calculating/Measuring	Follow-up after one year of successful completion of university Work Integrated (WIL) Learning programmes
Means of Verification	Database of unemployed persons that completed WIL Evaluation report
Assumptions	Unemployed persons who successfully complete university Work Integrated (WIL) Learning programmes will obtain their qualifications
Disaggregation of Beneficiaries	The evaluation will measure whether the following targets are reached in terms of progression: Targets for Women: 50% Targets for Youth: 40% Targets for people with Disabilities: 5%
Reporting Cycle	Annually but assessing cohort that has a year after successfully completing training (Short-Term)
Desired Performance	There is measurable improvement of skills
Indicator Responsibility	Projects Manager

Outcome Indicator 2.4	
Indicator Title	The extent to which unemployed persons obtain their TVET College qualifications after successfully completing TVET College Work Integrated (WIL) Learning programmes funded by the HWSETA
Definition	This indicator measures TVET college students who complete training after successfully completing TVET College Work Integrated (WIL) Learning programmes funded by the HWSETA in the strategic period
Source of Data	TVET College students Employers
Method of Calculating/Measuring	Follow-up after one year of successful completion of TVET College Work Integrated (WIL) Learning programmes
Means of Verification	Database of unemployed persons that completed WIL Evaluation report
Assumptions	Unemployed persons who successfully complete TVET College Work Integrated (WIL) Learning programmes will obtain their qualifications
Disaggregation of Beneficiaries	The evaluation will measure whether the following targets are reached in terms of progression: Targets for Women: 50% Targets for Youth: 40% Targets for people with Disabilities: 5%
Reporting Cycle	Annually but assessing cohort that has a year after successfully completing training (Short-Term)
Desired Performance	There is measurable improvement of skills
Indicator Responsibility	Projects Manager

Outcome Indicator 3.1	
Indicator Target	Number of Skills Development Providers who offer training on occupational qualifications and have at least 60% of those learners certificated
Definition	This indicator measures exposure of pupils to career guidance services, especially those from rural areas.
Source of Data	The Marketing division will provide attendance registers, report on the event, list of learners
Method of Calculating/Measuring	Schools who attend HWSETA awareness campaigns will be located in a geo-map. Based on the location, the school will be classified as being in a rural or urban settlement
Means of Verification	Attendance register Report from implementing manager Evaluation reporting containing location of school coverage of career awareness campaign. The school will act as a proxy for location of pupils
Assumptions	Pupils reside within the vicinity of the location of the school. Therefore, if the school is situated in a rural area, it will be assumed that the pupils from that school are from the rural areas
Disaggregation of Beneficiaries	Targets for Women: N/A Targets for Youth: N/A Targets for people with Disabilities: N/A
Reporting Cycle	Annually (Short-Term)
Desired Performance	The Marketing division will make career guidance services available to pupils from rural schools
Indicator Responsibility	Marketing Manager Provincial Managers

Outcome Indicator 3.2	
Indicator Title	Occupational qualifications developed by the HWSETA are confirmed by the sector to be relevant to occupations on high demand
Definition	This indicator confirms the qualifications developed by the HWSETA whether they will lead to occupations on high demand in the sector. Confirmation is done through follow-up of students that complete training to check whether they get employment or not
Source of Data	Learners that received training against the occupational qualifications developed by the HWSETA Skills Development Providers Employers that offer jobs to these learners
Method of Calculating/Measuring	Mapping of pathways taken by learners trained on these occupations after successful completion of training. Identify if they find jobs and how long it takes them to find jobs; or further their training vertically or horizontally.
Means of verification	Evaluation report on pathways taken by learners trained on occupational qualifications after successful completion of training
Assumptions	Occupations developed by the HWSETA will lead to employment as the sector is the one that lobbies for their development
Disaggregation of Beneficiaries	Targets for Women: N/A Targets for Youth: N/A Targets for people with Disabilities: N/A
Reporting Cycle	Annually (Short-Term)
Desired Performance	Occupational qualifications developed by the HWSETA are derived from the list of occupations in high demand
Indicator Responsibility	Qualifications Development Manager

Outcome Indicator 4.1	
Indicator Title	The extent to which learners exposed to career awareness services enter-into HWSETA funded learning programmes
Definition	This indicator measures pathways taken by students after exposure to career development campaigns of the HWSETA. Those students who further their studies are followed separately from those who find jobs
Source of Data	Database of students who attended a career development initiative of the HWSETA. Interview data collected from students
Method of Calculating/Measuring	Number of students who further their studies against the total students who attended career development events of the HWSETA
Means of Verification	Database of students who attended a career development initiative of the HWSETA. Interview data collected from students
Assumptions	There will be learner database with contact numbers of all students
Disaggregation of Beneficiaries	Targets for Women: N/A Targets for Youth: N/A Targets for people with Disabilities: N/A
Reporting Cycle	Bi-Annually (Medium-Term)
Desired Performance	The pathway of students exposed to career development events yields towards furthering of studies or finding a job
Indicator Responsibility	Marketing Manager
Projects Manager	

Outcome Indicator 5.1	
Indicator Title	Workers who progress to higher positions of employment after successful completing learnerships, apprenticeships, under-graduate and post-graduate degrees funded by the HWSETA
Definition	This indicator measures pathways taken by workers after successfully completing learnerships funded by the HWSETA.
Source of Data	Workers trained Employers
Method of Calculating/Measuring	Maps pathways after one year of successful completion of learnership
Means of Verification	Database of workers that completed training Evaluation report
Assumptions	There will be improved level of skills after successful completion of training
Disaggregation of Beneficiaries	The evaluation will measure whether the following targets are reached in terms of progression: Targets for Women: 50% Targets for Youth: 40% Targets for people with Disabilities: 5%
Reporting Cycle	Annually but assessing cohort that has a year after successfully completing training (Short-Term)
Desired Performance	There is measurable improvement of skills
Indicator Responsibility	Learning Programme Manager

Outcome Indicator 5.2	
Indicator Title	Workers whose performance improves after successful completing skills programmes, lecturer development and career guidance programmes funded by the HWSETA.
Definition	This indicator measures lecturer funded by the HWSETA who as a result are successful in achieving learning outcomes
Source of Data	MoAs, Learner Agreements, Lis of learners drawn from learner database of the HWSETA
Method of Calculating/Measuring	Data will be collected from the lecturers and their supervisors
Means of Verification	MoAs, Learner Agreements, Lis of learners drawn from learner database of the HWSETA
Assumptions	There will be improved performance after exposure to training
Disaggregation of Beneficiaries	Not Applicable
Reporting Cycle	Annually (Short-Term)
Desired Performance	Lectures will achieve learning outcomes
Indicator Responsibility	Projects Manager M&E Officer

Outcome Indicator 5.3	
Indicator Title	Workers who obtain full qualifications after successfully completing AET and RPL programmes funded by the HWSETA
Definition	This indicator measures level of skills gained after successful completion (obtaining degree) of training funded by the HWSETA
Source of Data	Workers trained Employers
Method of Calculating/Measuring	Interview workers after six months of successful completion of RPL
Means of Verification	Database of workers that completed training Evaluation report
Assumptions	There will be improved level of skills after successful completion of training

Disaggregation of Beneficiaries	The evaluation will measure whether the following targets are reached in terms of progression: Targets for Women: 50% Targets for Youth: 40% Targets for people with Disabilities: 5%
Reporting Cycle	Annually but assessing cohort that has a year after successfully completing training (Short-Term)
Desired Performance	There is measurable improvement of critical skills
Indicator Responsibility	Learning Programme Manager

Outcome Indicator 5.4	
Indicator Title	The percentage of academic staff with PhDs in health and social development university programmes by 2030.
Definition	The indicator measures the percentage of academic staff with PhDs in health and social development university programmes by 2030.
Source of Data	Workers trained Employers
Method of Calculating/Measuring	Interview workers after six months of successful completion of RPL
Means of Verification	Database of workers that completed training Evaluation report
Assumptions	There will be improved level of skills after successful completion of training
Disaggregation of Beneficiaries	The evaluation will measure whether the following targets are reached in terms of progression: Targets for Women: 50% Targets for Youth: 40% Targets for people with Disabilities: 5%
Reporting Cycle	Annually but assessing cohort that has a year after successfully completing training (Short-Term)
Desired Performance	There is measurable improvement of critical skills
Indicator Responsibility	Learning Programme Manager

Outcome Indicator 6.1	
Indicator Title	Unemployed persons who find employment after successfully completing internships, vocational programmes, skills programmes, learnerships, apprenticeships, under-graduate and post-graduate degrees funded by the HWSETA.
Definition	The indicator measures the percentage of learners who reported themselves as employed during an interview conducted for the tracer study. This indicator is also measured through confirmation of employment with through employment contract submitted by employers.
Source of Data	Funded learners Employers that placed the learners
Method of Calculating/Measuring	Total number of learners reported as employed during the tracer study against the total number of learners who participated in the study.
Means of Verification	Database of learners who completed learnerships, undergrad bursaries, post-graduate bursaries, internships, TVET WIL, and artisans. Captured data and/or audios
Assumptions	Employers will be honest in reporting the employer study Learners will be honest in reporting their employment status
Disaggregation of Beneficiaries	Targets for Women: N/A Targets for Youth: N/A Targets for people with Disabilities: N/A
Reporting Cycle	Annually (Short-Term)

Desired Performance	60% of learner interviews who participate in the tracer study should be employed
Indicator Responsibility	Learning Programme Manager Projects Manager M&E Officer

Outcome Indicator 6.2	
Indicator Title	Unemployed persons who obtain full qualifications after successfully completing AET programmes funded by the HWSETA .
Definition	This indicator measures the number of workers who obtain full qualification after successfully completing the AET programmes funded by the HWSETA.
Source of Data	Workers assessed Employers
Method of Calculating/Measuring	Interview workers after one year of successful completion of AET programmes
Means of Verification	Database of workers that completed training Evaluation report
Assumptions	There will be improved level of skills after successful completion of training
Disaggregation of Beneficiaries	The evaluation will measure whether the following targets are reached in terms of progression: Targets for Women: 50% Targets for Youth: 40% Targets for people with Disabilities: 5%
Reporting Cycle	Annually but assessing cohort that has a year after successfully completing training (Short-Term)
Desired Performance	There is measurable improvement of skills
Indicator Responsibility	Provider Accreditation Manager

Outcome Indicator 7.1	
Indicator Title	Number of cooperatives whose sustainability is strengthened through skills development initiatives funded by the HWSETA.
Definition	This measures the number of cooperatives exposing their employees to skills development participating in the strategic period. The increase will be measured based on additional cooperatives that get to participate who did not participate before.
Source of Data	Cooperatives Members
Method of Calculating/Measuring	Increase in the database of cooperatives that get to participate in skills development initiatives of the HWSTEA
Means of verification	Database of cooperatives that participate in skills development initiatives of the HWSTEA
Assumptions	More and more cooperatives will participate in skills development initiatives
Disaggregation of Beneficiaries	Targets for Women: N/A Targets for Youth: N/A Targets for people with Disabilities: N/A
Reporting Cycle	Annually (Short-Term)
Desired Performance	The HWSETA will fund skills development priorities of cooperatives
Indicator Responsibility	Projects Manager

Outcome Indicator 7.2	
Indicator Title	Number of small and emerging business whose sustainability is strengthened through skills development initiatives funded by the HWSETA.
Definition	This measures the number of small and emerging businesses exposing their employees to skills development participating in the strategic period. The increase will be measured based on additional small and emerging businesses that get to participate who did not participate before.
Source of Data	Small and emerging businesses Employees
Method of Calculating/Measuring	Increase in the database of small and emerging businesses that get to participate in skills development initiatives of the HWSETA
Means of verification	Database of small and emerging businesses that participate in skills development initiatives of the HWSETA
Assumptions	More and more small and emerging businesses will participate in skills development initiatives
Disaggregation of Beneficiaries	Targets for Women: N/A Targets for Youth: N/A Targets for people with Disabilities: N/A
Reporting Cycle	Annually (Short-Term)
Desired Performance	The HWSETA will fund skills development priorities of small and emerging businesses
Indicator Responsibility	WSP Manager

Outcome Indicator 7.3	
Indicator Title	Percentage of large, medium, and small firms submitting WSPs against those that pay the skills levy in the health and welfare sector
Definition	This measures the number of large, medium, and small firms submitting WSPs in the strategic period. The increase will be measured based on additional firms that get to submit who did not before.
Source of Data	Large, medium, and small firms WSPs/ATRs
Method of Calculating/Measuring	Increase in the database of large, medium, and small firms that submit WSPs in the strategic period
Means of verification	WSP/ATR database of the HWSETA
Assumptions	More and more large, medium, and small firms submit WSPs in the strategic period
Disaggregation of Beneficiaries	Targets for Women: N/A Targets for Youth: N/A Targets for people with Disabilities: N/A
Reporting Cycle	Annually (Short-Term)
Desired Performance	The HWSETA will fund skills development priorities of large, medium, and small firms
Indicator Responsibility	WSP Manager

Outcome Indicator 8.1	
Indicator Title	Number of projects whose sustainability is strengthened through skills development initiatives funded by the HWSETA
Definition	This measures the number of levy exempt organisations exposing their employees to skills development participating in the strategic period. The increase will be measured based on additional levy exempt organisations that get to participate who did not participate before.
Source of Data	Levy exempt organisations Members
Method of Calculating/Measuring	Increase in the database of levy exempt organisations that get to participate in skills development initiatives of the HWSETA

Means of Verification	Database of levy exempt organisations that participate in skills development initiatives of the HWSETA
Assumptions	More and more levy exempt organisations will participate in skills development initiatives
Disaggregation of Beneficiaries	Targets for Women: N/A Targets for Youth: N/A Targets for people with Disabilities: N/A
Reporting Cycle	Annually (Short-Term)
Desired Performance	The HWSETA will fund skills development priorities of levy exempt organisations
Indicator Responsibility	WSP Manager

Outcome Indicator 8.2	
Indicator Title	The number of Trade Union officials who gained relevant skills through skills development programmes funded by the HWSETA
Definition	This measures the number of trade union officials exposing their employees to skills development participating in the strategic period. The increase will be measured based on additional trade union officials that get to participate who did not participate before.
Source of Data	Trade union officials
Method of Calculating/Measuring	Increase in the database of trade union officials that get to participate in skills development initiatives of the HWSETA
Means of verification	Database of trade union officials that participate in skills development initiatives of the HWSETA
Assumptions	More and more trade union officials will participate in skills development initiatives
Disaggregation of Beneficiaries	Targets for Women: N/A Targets for Youth: N/A Targets for people with Disabilities: N/A
Reporting Cycle	Annually (Short-Term)
Desired Performance	The HWSETA will fund skills development priorities of trade union officials
Indicator Responsibility	Projects Manager

Outcome Indicator 8.3	
Indicator Title	The number of NGOs and NPOs whose governance has been strengthened through skills development programmes funded by the HWSETA
Definition	This measures the number of levy exempt organisations exposing their employees to skills development participating in the strategic period. The increase will be measured based on additional levy exempt organisations that get to participate who did not participate before.
Source of Data	Levy exempt organisations Members
Method of Calculating/Measuring	Increase in the database of levy exempt organisations that get to participate in skills development initiatives of the HWSETA
Means of verification	Database of levy exempt organisations that participate in skills development initiatives of the HWSETA
Assumptions	More and more levy exempt organisations will participate in skills development initiatives
Disaggregation of Beneficiaries	Targets for Women: N/A Targets for Youth: N/A Targets for people with Disabilities: N/A
Reporting Cycle	Annually (Short-Term)
Desired Performance	The HWSETA will fund skills development priorities of levy exempt organisations
Indicator Responsibility	WSP Manager



**ANNUAL PERFORMANCE PLAN**  
2023-2024

30 NOVEMBER 2022

# FOREWORD BY THE MINISTER



The mandate of the Sector Education and Training Authorities is derived, in the main from the Skills Development Act 97 of 1998 as amended, which amongst others, directs SETAs to develop Sector Skills Plans (SSPs). In the Sector Skills Plans, SETAs must always reflect and incorporate government priorities, especially those that address our priority developmental goals, tackling the triple challenges of poverty, unemployment and inequality. The SSPs is intended to ensure that skills are not a constraint to the economic development of our country.

The mandate of the SETA must be understood within our vision of the post-school education and training system of having an integrated, coordinated and articulated post school system for improved economic participation and the social development of youth and adults. Critical to this vision is our challenge of addressing the plight of the youth, especially those between the ages of 15 -24 years old, which are Not in Education, Employment or Training (NEET), which comprises over 3.4 million in the fourth quarter of 2022.

The White Paper for Post-School Education and Training (WPPSET) envisages the post-school education and training system as an important institutional mechanism that must be responsive to the needs of society especially of the youth. Critical to this, is our transformational and developmental imperatives which include amongst others: class, gender, race, geography and youth, which must be reflected at all material times in the mission, strategy and programmes of our SETAs. The State President in his State of the Nation Address (SoNA) in 2019 identified the pattern of operating in silos a challenge. In response, Government adopted the District Development Model which provides a spatial framework within which we have to align SETA skills interventions.

The Ministry of Higher Education, Science and Innovation is among the leading ministries for the 2019–2024 Medium Term Strategic Framework (MTSF) Priority 3: Education, Skills and Health, and the following medium-term outcomes have been identified:

- An integrated and coordinated PSET system.
- Expanded access to PSET opportunities.
- Improved success and efficiency of the PSET system.
- Improved quality of PSET provisioning.
- A responsive PSET system

The President launched the Economic Reconstruction and Recovery Plan (ERRP) in October 2020 which prioritizes skills development, science and innovation as critical enablers in driving South Africa's economic reconstruction and recovery. In support of this initiative, the Department working with social partners at the National Economic Development and Labour Council (NEDLAC) & the National Skills Authority, developed a national Skills Strategy.

The Economic Reconstruction and Recovery Plan Skills Strategy (ERRP SS) aims to support the Economic Reconstruction and Recovery Plan (ERRP), ensuring that it is not compromised by skills shortages. It is born out of the urgency for a well-coordinated strategy of skills development to support both the management of the COVID-19 global health pandemic and economic and social recovery. President Ramaphosa captured our determination to reset the South African economy when he said: "We are determined not merely to return our economy to where it was before the coronavirus, but to forge a new economy in a new global reality." As stated in the ERRP, South Africa is now on the threshold of an important opportunity to imaginatively, and with a unity of purpose, reshape its economic landscape.

The ERRP SS is located within the broader skills planning arsenal of the Post-School Education and Training (PSET) system, which promotes the use of labour market intelligence (including future work scenarios) to inform PSET provisioning. The Department of Higher Education and Training has identified skills needs in the form of the List of Occupations in High Demand, the Priority Skills List and the Critical Skills List (which it prepared on behalf of the Department of Home Affairs). The SETAs will continue to play a critical role in the implementation of the Skills Strategy to support Economic Reconstruction and Recovery Plan.

The National Skills Development Plan (NSDP) 2030 remains at the centre in directing how the skills development levy will be disbursed up to 31 March 2030. For this reason, the Sector Education and Training Authorities (SETAs) have been re-established until 2030, in alignment with the National Development Plan to ensure that the SETAs focus on skills required for our socio-economic development. For the financial year, we aim at expanding the participation of young people in skills development programs as well as workplace-based learning opportunities. We have surpassed the State of the Nation Address (SoNA) 10 000 Technical and Vocational Education and Training (TVET) target placements in 2022 leading to setting a target for 2023 of 20,000 TVET placements.

For the 2023/24 financial year, the entire SETA system has set itself the following targets, as part of expanding post-school opportunities:

- 110 500 workplace-based learning (WBL) opportunities;
- 149 000 learners registered in skills development programs;
- 23 000 learners entering artisanal programs;
- 21 000 learners passing artisanal trades;
- 32 550 learners completing learnerships; and
- 6 450 learners completing internships.

The SETAs will enter into the Service Level Agreements with the Director-General of the Department and commit that 25% of all targets to be achieved on a quarterly basis, with 100% achievement in the last quarter of the financial year.

The SETA Annual Performance Plan (APP) provides a clear commitment to the delivery of our skills development priorities and targets for implementation during the 2023/24 financial year.

**Dr. BE Nzimande, MP**  
**Executive Authority of Higher Education, Science and Innovation**

# ACCOUNTING AUTHORITY STATEMENT

The purpose of the 2023-2024 Annual Performance Plan of the Health and Welfare Sector Education and Training Authority (HWSETA) is to outline the planned programmes and activities for execution for the year. The Sector Skills Plan and the Strategic Plan deliverables for the years 2020–2025 informed and shaped this plan. Furthermore, the Annual Performance Plan encapsulates negotiated targets stipulated by the Department of Higher Education and Training that is part of the Service Level Agreement between the HWSETA and the Director-General. This service level agreement is entered into on an annual basis.

The programmes and activities as stipulated in the Annual Performance Plan are allocated a budget. This is approved by the Accounting Authority and delegated to the CEO to ensure effective and efficient implementation of the plan. The implementing divisions use the Annual Performance Plan as a basis for the development of the operational plans. This forms the basis upon which work plans and performance agreements of all staff in the entity are concluded.

The Annual Performance Plan projects and targets are implemented at a national and provincial level. The role of the Head Office is to ensure commensurate systems, policies, procedures, and capacity in relation to skills and staff, are in place to ensure attainment of the targets and realization of the objectives of the plan. Regular monitoring and evaluation of the projects are conducted. This is an early warning system to unblock any blockages before they become an impediment to delivery. In this plan, the impact indicators aligned to each performance target have been described and these will be assessed in 2027. This gives systems, institutions and beneficiaries a 7-year horizon. It also gives implementers an indication of what the long-term goals of the projects are. Staff in the HWSETA are encouraged and implored upon to adhere to the turn-around times as stipulated in the Service Delivery Charter of the HWSETA. Internal structures such as the Executive Management Team (EMT) and Management Committee (MANCO) are in place to monitor progress and provide support. The Department of Higher Education and Training conducts periodic validation exercises as part of the monitoring and evaluation system.

There are governance mechanisms put in place to oversee the implementation of the Annual Performance Plan. These are governance structures as prescribed by the constitution of the HWSETA to exercise oversight role and provide guidance where necessary during implementation. The Internal Auditors and the Auditor-General audit the Financial Statements and Performance Information and advise the Audit and Risk Management Committee on the findings. It is upon advice and performance of these structures and operations divisions that the Annual report is produced.

The HWSETA has developed a materiality and significance framework, which outlines materiality and significance as follows: any amount that results from criminal conduct or the value of R3.3 million and above which results from irregular, fruitless or wasteful expenditure caused by gross negligence.

In the implementation of this plan, the HWSETA takes the necessary precautions in addressing ad hoc or unplanned mandates, which may arise as a result of factors outside the control of the HWSETA. These are addressed through the process of re-prioritization of the activities, which is done during the mid-term review. Any recommendation for a review of the plan and the reasons thereof are submitted to the Minister of Higher Education, Science and Innovation for consideration and approval.

COVID-19 which is expected to still be a pandemic in 2023 as it is estimated that not all South African will be vaccinated by 2023. The impact of the lockdown and the gradual reopening of the economy is currently being felt and will have a long-lasting effect.

The macroeconomic imbalances that are dominated by fiscal fragility and marked by deterioration of fiscal revenue in recent years, alongside high unemployment rate resulting in a decline of skills levies payable to SETAs contributed to the necessity to review the annual performance plans and budgets for the current year. The COVID-19 pandemic has a marked effect on the social fibre of the country with increased mental health issues and marked increase in gender-based violence, amongst others. The pressure felt by the health and welfare sector cannot be over-emphasized.

In developing the 2023-2024 annual performance plan targets and associated budget a variety of methodologies, permutations, Government strategies to combat the pandemic and restart the economy were considered. Also, strengthening of work-based learning and assistance of organs of Government to combat the COVID-19 pandemic were contemplated. This includes the following work-based and occupational programmes:


- Learnership Entered
- Artisans Entered
- Internships Entered
- TVET Student Placement Entered
- University/UoTs Placement Entered
- Skills Programme Entered

The skills programmes supported include credit-bearing and non-credit bearing directed at frontline workers in the sector. These will also cut across sectors as all sectors are required to practice occupational health and safety and implement the new disaster management regulations.

To support economic development and strengthen the capacity of the state the following programmes were also reviewed:

- Support for cooperatives
- Support for small businesses
- Partnerships especially with line Government Departments

Having taken the above into account, changes to both the annual performance plan and budget is recommended.



Dr. N.V. Mnisi


Chairperson: Health and Welfare SETA Board



# OFFICIAL SIGN –OFF

It is hereby certified that this annual performance plan:


- Was developed by the management of the Health and Welfare SETA under the guidance of the Board and the Department of Higher Education and Training
- Was prepared in line with the Strategic Plan of the HWSETA
- Accurately reflects the performance targets which the HWSETA will endeavor to achieve given the resources made available in the budget for 2023-2024.



**Mr S. Gcabashe**  
Executive Manager:  
Skills Development Programmes and Projects  
Health and Welfare SETA




**Ms B.J Batubatse**  
Executive Manager:  
Education, Training, and Quality Assurance  
Health and Welfare SETA




**Mr B. Padersi**  
Executive Manager: Corporate Services  
Health and Welfare SETA


Approved by




**Dr. N.V. Mnisi**  
Chairperson: Health and Welfare SETA Board



**Ms B. Plaatjie**  
Executive Manager:  
Research Information Monitoring and Evaluation  
Health and Welfare SETA



**Ms. Zandile Mafata**  
Chief Financial Officer  
Health and Welfare SETA



**Ms. Elaine Brass, CA(SA)**  
Chief Executive Officer  
Health and Welfare SETA

# TABLE OF CONTENTS

ABBREVIATIONS AND ACRONYMS	82
<b>PART A:</b>	83
<b>THE MANDATE OF THE HEALTH AND WELFARE SETA</b>	83
1. UPDATE TO THE RELEVANT LEGISLATIVE AND POLICY MANDATES	83
1.1 Legislative Mandate	83
1.2 Policy Mandates	85
3. UPDATE TO RELEVANT COURT RULINGS	100
<b>PART B:</b>	101
<b>STRATEGIC FOCUS OF THE HEALTH AND WELFARE SETA</b>	101
1. Updated situational analysis	103
2. EXTERNAL ENVIRONMENT	104
2.1 Political factors	104
2.2 Economic Factors	104
2.3 Socio cultural Factors	106
2.4 Technological Factors	108
2.5 Physical environmental Factors	108
2.6 Legal and regulatory Factors	109
3. INTERNAL ENVIRONMENT	111
3.1 Service Delivery Environment	111
3.3 Performance of the HWSETA in achieving 2021-2022 APP targets	114
3.4 Description of the strategic planning process	123
<b>PART C:</b>	124
<b>MEASURING THE PERFORMANCE OF THE HEALTH AND WELFARE SETA</b>	124
1. Institutional Programme Performance Information	124
2. Indicators, Annual, and Quarterly Targets	139
3. Explanation of Planned Performance over the five-year Planning Period	146
4. PROGRAMME RESOURCE CONSIDERATIONS	149
4.1 Expenditure estimates	149
4.2 Relating expenditure trends to strategic outcome-oriented goals	151
4.3 Update Key Risks	151
<b>PART D:</b>	153
<b>TECHNICAL INDICATOR DESCRIPTOR</b>	153

# ABBREVIATIONS AND ACRONYMS

AHPCSA	Allied Health Professions Council of South Africa	NDP	National Development Plan
AIDS	Acquired Immune Deficiency Syndrome	NGO	Non-Governmental Organisation
APP	Annual Performance Plan	NGP	New Growth Path
AQP	Assessment Quality Partner	NHA	National Health Act, 61 of 2003
ATR	Annual Training Reports	NHI	National Health Insurance
CBO	Community-Based Organisation	NPO	Non-Profit Organisation
CDP	Community Development Practitioner	NQF	National Qualifications Framework
CDW	Community Development Worker	NSCA	National Senior Certificate for Adults
CESM	Classification of Education Study Material	NSDP	National Skills Development Plan
CHE	Council on Higher Education	NSF	National Skills Fund
CHW	Community Health Worker	NT	National Treasury
CPD	Continuous Professional Development	OFO	Organising Framework for Occupations
CYCW	Child and Youth Care Worker	PBSW	Professional Board for Social Work
DBE	Department of Basic Education	PBCYC	Professional Board Child and Youth Care
DBSA	Development Bank of South Africa	PFMA	Public Finance Management Act
DHET	Department of Higher Education and Training	PHC	Primary Healthcare
DoH	Department of Health	PIVOTAL	Professional, Vocational, Technical And Academic Learning
DSD	Department of Social Development	PSETA	Public Service Sector Education Training Authority
ECD	Early Childhood Development	QCTO	Quality Council for Trades and Occupations
FET	Further Education and Training	QDP	Quality Development Partner
FETC	Further Education and Training Certificate	RPL	Recognition of Prior Learning
GDP	Gross Domestic Product	SACSSP	South African Council for Social Service Professions
GET	General Education and Training	SANC	South African Nursing Council
GETC	General Education and Training Certificate	SAPC	South African Pharmacy Council
GP	General Medical Practitioner	SASSA	South African Social Security Agency
HASA	Hospital Association of South Africa	SAVC	South African Veterinary Council
HEI	Higher Education Institution	SAW	Social Auxiliary Worker
HEMIS	Higher Education Management Information System	SDA	Skills Development Act
HET	Higher Education and Training	SDF	Skills Development Facilitator
HIV	Human Immunodeficiency Virus	SDL	Skills Development Levy
HPCSA	Health Professions Council of South Africa	SIC	Standard Industrial Classification
HWSETA	Health and Welfare Sector Education and Training Authority	SSACI	Swiss South African Cooperation Initiative
MLW	Mid-level Worker	SSP	Sector Skills Plan
MRC	South African Medical Research Council	TB	Tuberculosis
MTEF	Medium Term Expenditure Framework	TVET	Technical and Vocational Education and Training
NC	National Certificate	UMALUSI	Council for Quality Assurance in General and Further Education and Training
NCV	National Certificate (Vocational)	WHO	World Health Organisation
NEI	Nursing Education Institution	WSP	Workplace Skills Plan

# PART A: THE MANDATE OF THE HEALTH AND WELFARE SETA

## 1. UPDATE TO THE RELEVANT LEGISLATIVE AND POLICY MANDATES

The HWSETA is a statutory body, a juristic person, and a schedule 3 entity – as per the Public Finance Management Act (PFMA). As an entity of the DHET, it derives its mandate from the Constitution of the Republic of South Africa specifically Section 29 read with Schedule 4, which lists education at all levels, including tertiary education as a functional area of concurrent national and provincial legislative competence.

### 1.1 Legislative Mandate

The HWSETA derives its mandate from:

- The Skills Development Act, 97 of 1998, as amended;
- The Skills Development Levies Act, 9 of 1999, as amended;
- The National Skills Development Plan, 2030
- The National Digital and Future Skills for South Africa Act, 350 of 2020
- The National Qualifications Framework Act, 67 of 2008, as amended;
- The Public Finance Management Act, 1 of 1999, as amended;
- National Treasury Regulations;
- SETA Grant regulations;
- All other (relevant/applicable) Human Resources and Industrial Relations Acts;
- All other Health and Welfare Acts and Regulations; and
- White Paper on Post-school Education.

The Skills Development Act, 97 of 1998 as amended, establishes Sector Education and Training Authorities under the Ministry of Higher Education and Training. Section 10 of this Act provides the mandate of SETAs. Section 10 (3), in particular, gives the mandate as follows: "A SETA must perform its functions in accordance with this Act, the Skills Development Levies Act, and its Constitution". To date, there are 21 SETAs established through section 9(1) of the Skills Development Act. These SETAs represent national economic sectors and are configured in terms of section 9(2) of the Skills Development Act. The Health and Welfare SETA is one of the SETAs that was established by the Minister of Higher Education and Training to cover the health and welfare (social development) national economic sectors.

Section 10 (1) the Skills Development Act (97 of 1998) gives SETA a mandate to:

- Develop a Sector Skills Plan (SSP) within the framework of the National Skills Development Policy (NSDP);
- Implement the sector skills plan;
- Promote learning programmes;
- Register agreements for learning programmes;
- Perform any function delegated to it by the QCTO;
- Collect the skills development levies and disburse the levies;
- Liaise with the National Skills Authority.

Section 14 (1) (a) of the Skills Development Act (97 of 1998) mandates SETAs to receive 80% of the skills development levies, interest and penalties collected in respect of the SETA. The Skills Development Levies Act (9 of 1999) makes a provision for the imposition of the skills development levy for every employer to pay 1% of the total amount of remuneration paid or payable to its employees during any month, as per section 3 of the Skills Development Levies Act (9 of 1999). The Act prescribes that the skills development levy received by each SETA should fund the performance of functions and pay for its administration within a prescribed limit. The SETA Grant Regulations Regarding Monies Received by a SETA (section 3 (2) 2012) mandates SETAs to use all monies received in terms of the Skills Development Levies Act towards the:

- Administration of the activities of the SETA;
- Payment of mandatory grants to employers; and
- Implementation of the Sector Skills Plan (SSP) through the allocation of 80% of available discretionary grants to PIVOTAL programmes that address scarce and critical skills in its sectors.
- Implementation of the Annual Performance Plan (APP), which should set out:
  - a reasonable estimate of discretionary grants that will be available in the sector for training of scarce and critical skills through PIVOTAL programmes, that will receive grant allocations for training of learning and skills programmes identified as priorities set out in the SSP.
  - how- the discretionary funds will be allocated to achieve SSP and National Skills Development Policy (NSDP) outputs and outcomes in the sector.
  - how- the discretionary funds will be allocated to achieve impact in the sector and how it will be measured

Based on these regulations SETAs are expected to have spent or committed (through actual contractual obligations) at least 95% of discretionary funds available to it by the 31 March of each year. A maximum of 5% of uncommitted funds is allowed to be carried over to the next financial year.

The Constitution of the Health and Welfare SETA (2016) records the scope of coverage of the Health and Welfare Sector as determined by the Minister of Higher Education and Training in terms of section 9 (2) of the Skills Development Act (97 of 1998). The scope of coverage contained in the Constitution of the HWSETA (2016) enlists 53 categories of employers that fall within the Health and Welfare Sector. The Constitution of the HWSETA also enlists constituencies of the sector to include organised labour, organised employers, government departments, professional bodies, bargaining councils, and organisations of communities that have identifiable interest. The legal status of the Health and Welfare SETA is described by its Constitution as a statutory body and a juristic person.

The mandate of the HWSETA is contained in the Skills Development Act, no 97 of 1998 as amended, and is articulated clearly in the White Paper for Post School Education and Training (2014). Table 1 below outlines this mandate in line with the various divisions of the HWSETA:

**TABLE 1: THE MANDATE OF THE HWSETA PER DIVISION**

General	
1. Address the needs of post-school sector 2. Focus on skills that will impact on growth and job creation in the health and welfare sector	
FINANCE	
3. Administering the levy grant in line with laws and regulations	
RIME	
Research	4. Be an authority on labour market intelligence in the Health and Welfare Sector 5. Conduct skills planning: 5.1 Identify and articulate skills needs of the sector 5.2 Develop sector skills plans, which are intended to outline current and future (short, medium, and long term) learning and qualifications needs of workers and employers 5.3 Ensure that government departments; agencies involved in assisting start-up businesses, cooperative development, community and rural development, and ABET are informed about: o key trends in the skills development sector, o the skills development needs that are emerging across established business, o how these differ for large, medium, and small businesses, o the kinds of opportunities that this may suggest for start-up businesses, cooperatives and for community and rural development
M&E	Through research-based evaluations: 6. Measure the efficiency and effectiveness of the HWSETA interventions 7. Examine the extent to which the HWSETA has affected the provision of skills to enable the economy to grow as well as to ensure that individuals can progress along valid learning pathways 8. Monitor and evaluate the impact of skills interventions in the health and welfare sector
CORPORATE SERVICES	
9. Provide adequate capacity in the HWSETA to conduct: 9.1 skills planning and meet the critical purpose of identifying and articulating skills needs in the sector 9.2 quality assurance of training taking place in the sector	
Skills Development Programmes and Projects	
10. Develop interventions that are agreed upon with stakeholders and can improve the match between education and training supply and demand 11. Foster relations with government departments, agencies involved in assisting start-up businesses, cooperative development, community and rural development, AET etc 12. Address skills need of established employers, business, and government to meet the needs of existing workers and the unemployed and pre-employed individuals who will be entering business or government departments 13. Facilitate access to AET for workers in the health and welfare sector (even if this is to direct them to relevant institutions) Education, Training, and Quality Assurance 14. Improve quality of learning taking place in the health and welfare sector 15. Support the development of providers of education and training	

## 1.2 Policy Mandates

Policy mandates are directed by the Service Delivery Agreements entered-into by ministers of:

- Department of Higher Education and Training;
- Department of Health; and
- Department of Social Development.

This Strategic plan is based on a number of key Government Priorities, which include the following:

- The State of the Nation Address (SONA) 2022
- The Sustainable Development Goals, 2030
- The National Development Plan, 2030
- The Revised Medium-Term Strategic Framework 2021-2024, Priority 3: Education, Skills, and Health
- The National Skills Development Plan (NSDP) 2030
- Economic Reconstruction Recovery Plan Skills Strategy, 2022 (refer to figure 1 below)
- The National Digital and Future Skills for South Africa Act 530 of 2020 (refer to figure 2 below)

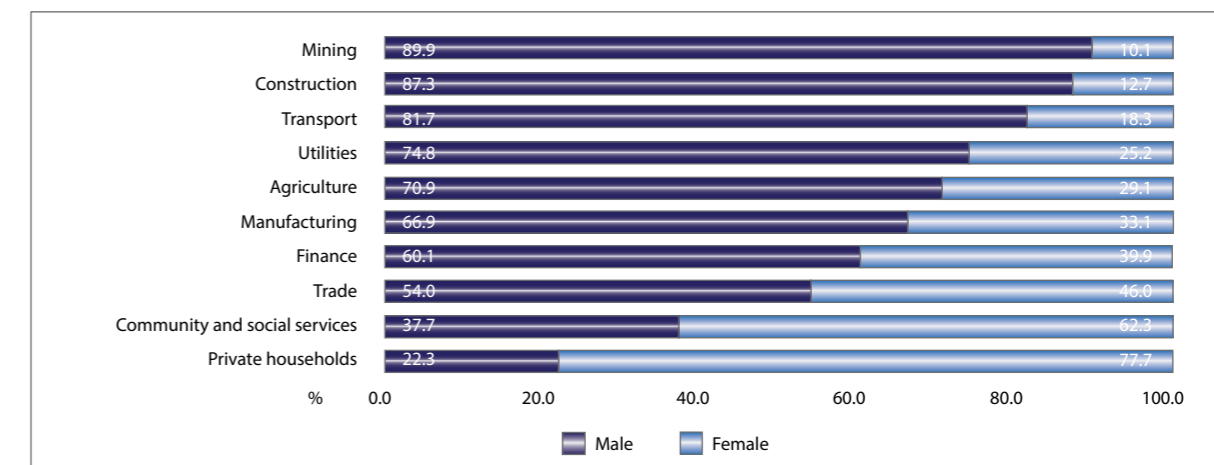
### 1.2(a) The State of the Nation Address (SONA, 2022)

The State of the Nation Address pointed out the following priorities for the country:

(a) Continued divide of society by race, geography, gender, education, unemployment. As an entity of the government mandated with the function of promoting skills development, the HWSETA sets numerical targets intended to ensure the equitable representation of suitably qualified people based on race, gender, geographic location, and youth, as follows:

- (i) The 22nd Commission for Employment Equity Annual Report 2021-2022 states that the economically active population for males is 55,3% and for females 44,7%. This includes both employed and unemployed citizens of the ages 15 to 64 years of age, who are considered to be of the economically active age group. However, the Stats SA Quarter 1 Labour Force Survey (2022) indicates an average of 65% of employed males across ten sectors reflected on the figure below, and 35% of employed females, with females being employed predominantly in private households and community-social services industries. To bring equality between employed males and females, and to promote employment of females within occupations that offer more of professional services such as those of the health sector, the HWSETA sets numeric percentage targets for the unemployed at 75% for females and 35% for males.

**FIGURE 1: PERCENTAGE DISTRIBUTION OF THOSE WHO WORKED DURING LOCKDOWN BY INDUSTRY AND SEX, Q1: 2022**

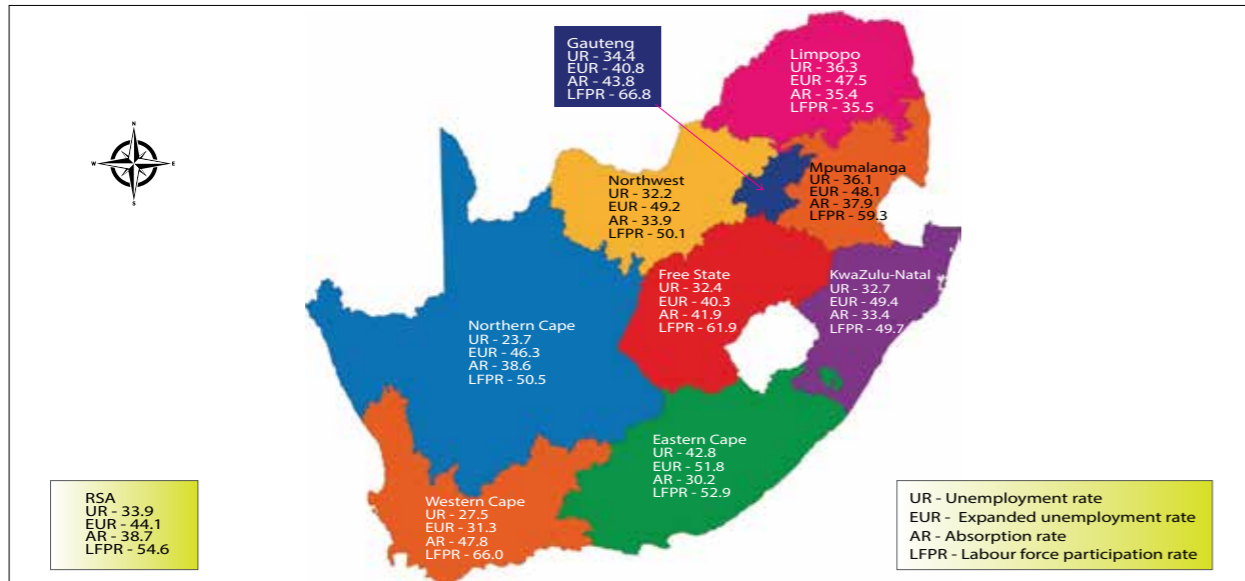


Source: Stats SA Quarter 1 Labour Force Survey for Jan-March 2022

(ii) The commission further reports that of the economically active population (which includes both employed and unemployed persons), 79,4% are Africans, 9,1% are Coloured, 2,7% are Indian, and 8,8% are White. For employed persons only, the commission measures the top management population to comprise 63% Whites, 17% African, 5,9% Coloured, 10,9% Indians, and 3% foreign nationals. To create a pipeline of Africans, Coloureds, and Indians eligible for top management positions, the numerical percentage targets for race will have to be aligned with EAP composition of each race. Therefore, the HWSETA sets targets for the employed at 80% for Africans, and 9% Coloured and 3% for Indians.

(iii) Stats SA Quarter 2 Labour Force Survey for April-June 2022 reports the following findings for provincial spread of unemployment in the country:

FIGURE 2: PROVINCIAL UNEMPLOYMENT RATE (STATS SA, Q2 LABOUR FORCE SURVEY 2022)



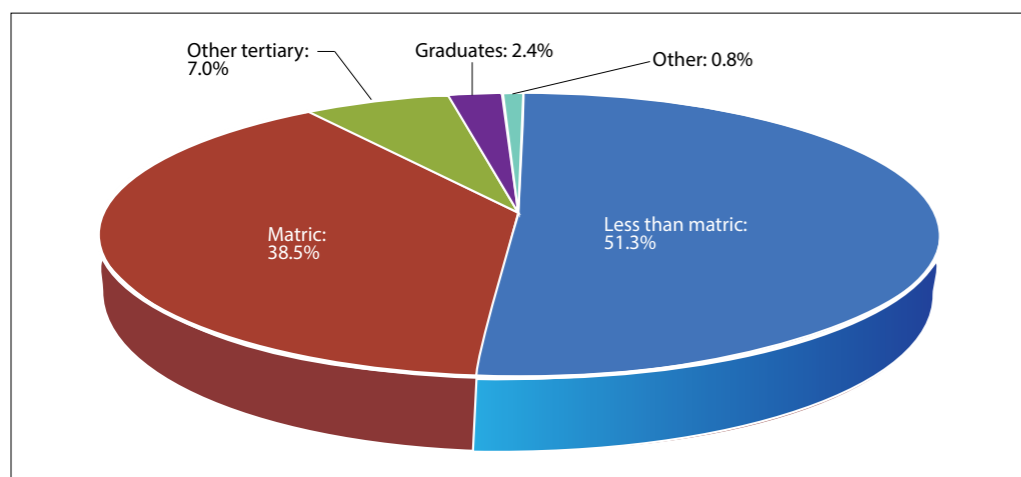
As such, the HWSETA will target 24 of the 52 metropolitan and district municipalities identified as part of the Development Model of the South African Government. The following are the municipalities where a minimum of 60% employed and unemployed persons will be targeted for skills development initiatives.

FIGURE 3: GEOGRAPHIC LOCATIONS BY METROPOLITAN AND DISTRICT MUNICIPALITY DEVELOPMENT MODEL

GEOGRAPHIC LOCATIONS OF TARGETS (based on the Municipal development Model)				
	MUNICIPALITY	PROVINCE	MUNICIPALITY	PROVINCE
1	Alfred Nzo District Municipality	Eastern Cape	13 Zululand District Municipality	KwaZulu Natal
2	Chris Hani District Municipality	Eastern Cape	14 uMkhanyakude District	KwaZulu Natal
3	OR Tambo District Municipality	Eastern Cape	15 Ugu District	KwaZulu Natal
4	Buffalo City Metropolitan Municipality	Eastern Cape	16 Harry Gwala District Municipality	KwaZulu Natal
5	Nelson Mandela bay Metropolitan Municipality	Eastern Cape	17 Thabo Mofutsanyana District Municipality	Free State
6	Ehlanzeni District Municipality	Mpumalanga	18 Xhariep District Municipality	Free State
7	Nkangala District Municipality	Mpumalanga	19 Ngaka Modiri Molema District	North West
8	Johannesburg Metropolitan Municipality	Gauteng Province	20 Dr Kenneth Kaunda District Municipality	North West
9	Vhembe District Municipality	Limpopo	21 Central Karoo District Municipality	Western Cape
10	Mopani District Municipality	Limpopo	22 Cape Town Metropolitan Municipality	Western Cape
11	Sekhukhune District Municipality	Limpopo	23 John Taolo Gaetsewe District	Northern Cape
12	uThukela District Municipality	KwaZulu Natal	24 Francis Baard District Municipality	Northern Cape

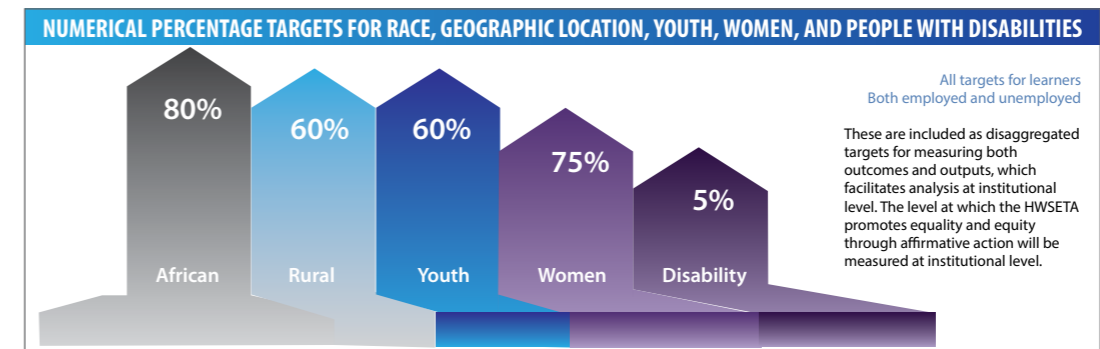
(iv) Stats SA Quarter 2 Labour Force Survey for April-June 2022 reports that 35,7% of youth (15-34 years) were Not in Employment, Education, or Training by June 2022. Also, this report shows that a high number of unemployment are people with less than matric (51,3%), followed by those with matric (38,5%), and 9,4% of those with post-education and training qualifications. To accelerate skills development for the youth, HWSETA sets a numerical percentage target of 60% of Youth in its skills development programmes.

FIGURE 4: PROPORTION OF THE UNEMPLOYED BY EDUCATION LEVEL (2022 Q2 LABOUR FORCE SURVEY, STATS SA)



(v) The 22nd Commission for Employment Equity Annual Report 2021-2022 states that disability representation remains a worrying factor as it has not shifted over the past two years, remaining at 1.4% across all occupational level, with the Health and Social Development sector remaining at 0,6% (Sector Skills Plan Update 2022-2023). The HWSETA places a numerical target of 5% for people with disabilities across its programmes.

FIGURE 5: NUMERICAL PERCENTAGE TARGETS OF THE HWSETA FOR RACE, GEOGRAPHIC LOCATION, YOUTH, WOMEN, AND PEOPLE WITH DISABILITIES



(vi) "The President pointed out that 'government does not create jobs, but business creates jobs. Around 80% of all the people employed in South Africa are employed in the private sector,'" (President of RSA, 10 February 2022). For the health sector, employment by private sector is at 66% and for the social development sector employment by the private sector is at 25%. The President, in his address goes further to state that the key task of government is to create the conditions that will enable the private sector, both big and small, to emerge, to grow, to access new markets, to create new products, and to hire more employees. To heed the call of the President, the HWSETA has put in place a strategy for stimulating self-employment of Social Service Providers. This is summarised in the figure below

FIGURE 6: BACKGROUND TO THE STRATEGY OF THE HWSETA TO STIMULATING SELF-EMPLOYMENT OF SOCIAL SERVICE PROFESSIONALS THROUGH SOCIAL ENTREPRENEURSHIP

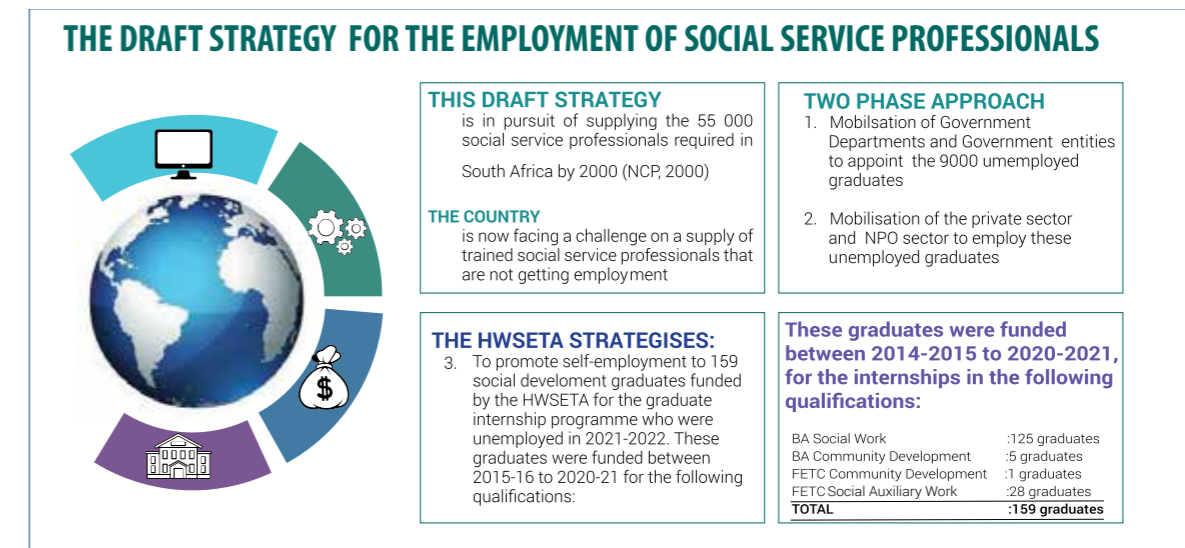


FIGURE 7: STEP ONE – FORMATION OF PARTNERSHIPS

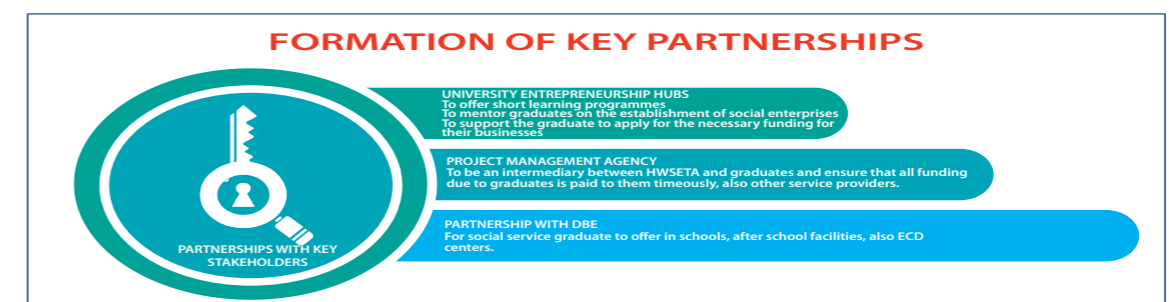


FIGURE 8: MODEL OF SUPPORT TO BE GIVEN TO SOCIAL SERVICE GRADUATES

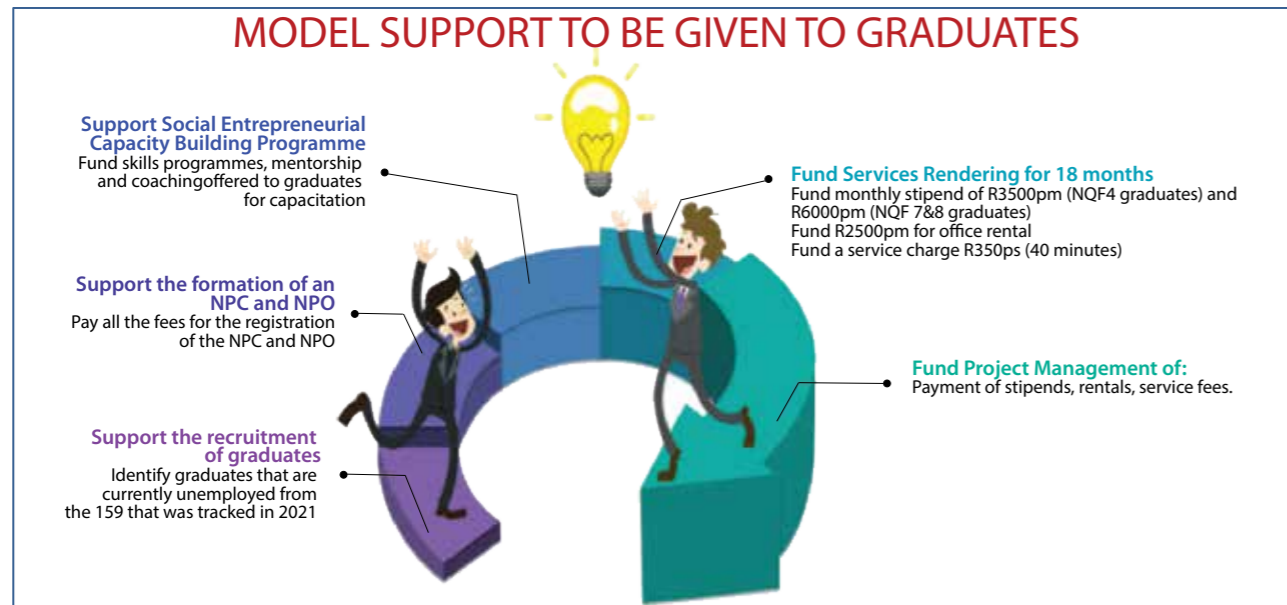



FIGURE 9: SOCIAL VALUE TO BE CREATED BY NON-PROFIT COMPANIES



1.2(b) Sustainable Development Goals

The overall aim of the Sustainable Development Goals (SDG) is a universal agenda for a comprehensive, far-reaching and people-centred goals set to realize the human rights of all, and to achieve gender equality and the empowerment of all women and girls. The SDG and targets came into effect on 1 January 2016. It consists of 17 goals and 169 targets. Goals aligned to the mandate of the HWSETA include:

- Goal 3: Ensure healthy lives and promote well-being for all at all ages,
- Goal 4: Ensure inclusive and equitable quality education and promote lifelong learning opportunities for all, and
- Goal 8: Promote sustained, inclusive and sustainable economic growth, full and productive employment and decent work for all.

The HWSETA will therefore contribute towards the achievement of the following targets:

TABLE 2: IMPLICATIONS OF SDG FOR STRATEGIC PLANNING OVER THE FIVE-YEAR PLANNING PERIOD

Sustainable Development Goal	Implications for Strategic Planning
<b>Goal 4: Ensure inclusive and equitable quality education and promote lifelong learning opportunities for all</b>	
By 2030, ensure that all girls and boys have access to quality early childhood development, care and preprimary education so that they are ready for primary education	The HWSETA will contribute towards the achievement of this target by funding the training of Early Childhood Practitioners so that the quality of early childhood development services could be strengthened.
By 2030, ensure equal access for all women and men to affordable and quality technical, vocational and tertiary education, including university	The HWSETA will contribute towards the achievement of this target by offering bursaries to unemployed women and men to enroll for technical and vocational training. The HWSETA will also offer bursaries to employed and unemployed women and men to enroll for university programmes.
By 2030, substantially increase the number of youth and adults who have relevant skills, including technical and vocational skills, for employment, decent jobs and entrepreneurship	The HWSETA will contribute towards the achievement of this target by funding employed and unemployed youth and adults through learnerships, apprenticeships, and bursaries for undergraduate and post-graduate education.
By 2030, ensure that all youth and a substantial proportion of adults, both men and women, achieve literacy and numeracy	The HWSETA will contribute towards the achievement of this target by funding youth and adult, both men and women, to be trained on literacy and numeracy through Adult Education and Training (AET) programmes.
<b>Goal 3: Ensure healthy lives and promote well-being for all at all ages</b>	
Strengthen the prevention and treatment of substance abuse, including narcotic drug abuse and harmful use of alcohol	The HWSETA will contribute towards the achievement of this target by funding health workers and social service workers on substance abuse, including narcotic drug abuse and harmful use of alcohol
Support the research and development of vaccines and medicines for the communicable and noncommunicable diseases that primarily affect developing countries,	The HWSETA will contribute towards the achievement of this target by supporting research on the development of vaccines and medicines for communicable and non-communicable diseases that affect South Africa.
Substantially increase health financing and the recruitment, development, training and retention of the health workforce in developing countries, especially in least developed countries and small island developing States	The HWSETA will contribute towards the achievement of this target by supporting training of the health workforce.
<b>Goal 8: Promote sustained, inclusive and sustainable economic growth, full and productive employment and decent work for all</b>	
By 2030, substantially reduce the proportion of youth not in employment, education or training	The HWSETA will contribute towards the achievement of this target by targeting youth not in employment when funding unemployed persons through its skills development programmes.
Protect labour rights and promote safe and secure working environments for all workers, including migrant workers, in particular women migrants, and those in precarious employment	The HWSETA will contribute towards the achievement of this target by supporting training of members of Trade Unions and OHS committee members of organisations in the health and welfare sector.

1.2(c) The National Development Plan

The overall aim of the National Development Plan (NDP) in relation to health and social development is to enable all South Africans to maintain a decent living standard, have universal access to healthcare and enjoy adequate social protection (NPC 2012d:68-69). Table 5 summarises the strategic actions needed to achieve these aims and the resulting implications for skills planning in the health and social development sector.

TABLE 3: IMPLICATIONS OF NDP FOR STRATEGIC PLANNING OVER THE FIVE-YEAR PLANNING PERIOD

NDP	Implications for Strategic Planning
<b>Health: Access to quality health care for all, reduce disease burden and raise life expectancy</b>	
Strengthen the health system: Build service capacity & expertise Set norms & standards for care	Train more professional & specialist nurses & strengthen nurse training platforms; and Improve health system management, safety in healthcare & clinical governance Supply adequate skills mix across the entire health system to provide effective, efficient, affordable & quality care;
Re-engineer primary healthcare	Deploy ward-based outreach teams & expand school health services; Contract in sessional doctors & deploy clinical specialist teams trained in family health; and train nurses in primary health care
Expand community-based care & environmental health	Train community health workers to focus on maternal, child & women's health & basic household & community hygiene & expand environmental health services
Increase access to antiretroviral treatment & reduce TB infection rates	Train more health professionals & health workers to monitor treatment, & employ more pharmacists & pharmacy technicians to distribute & administer medication
Provide National Health Insurance to give universal healthcare coverage	Improve financial management & procurement of health services, medicine & goods; Improve health facilities & expand training of health professionals; and set staffing norms & improve human resources capacity, training & HR management
<b>Social Development: Provide integrated social protection &amp; enable citizens to live with dignity</b>	
Expand basic social welfare services for vulnerable groups	Provide protection & care services for children, families, the elderly & disabled; train more social service workers on all occupational levels, and build management & governance capacity of NGOs to sustain service provision
Enable children to access social care, education safety & nutrition	Expand provision of early childhood development programmes & train ECD practitioners; address the social impact of HIV/AIDS & other challenges on children; strengthen child protection services, supervision & mentorship for youth & orphans; and train caregivers & social work specialists (e.g. probation officers & registered counsellors)
Support communities with sustainable livelihoods & household food security	Train community development practitioners & enhance skills set of the current workforce; and build the capacity of community-based organizations to provide effective community development
Reduce social crime & support victims	Increase social care & support to families & victims, and train social workers to manage substance abuse & crime prevention programmes
<b>PSET related outcomes</b>	
Support the upskilling of academic staff to obtain PhD	Support health and social development sector academic staff to obtain PhDs.

1.2 (D) THE REVISED MEDIUM-TERM STRATEGIC PLAN (2019-2024)

The mandate of the HWSETA is linked to Priority 3: Education, Skills, and Health (refer to table 2 and 3 below).

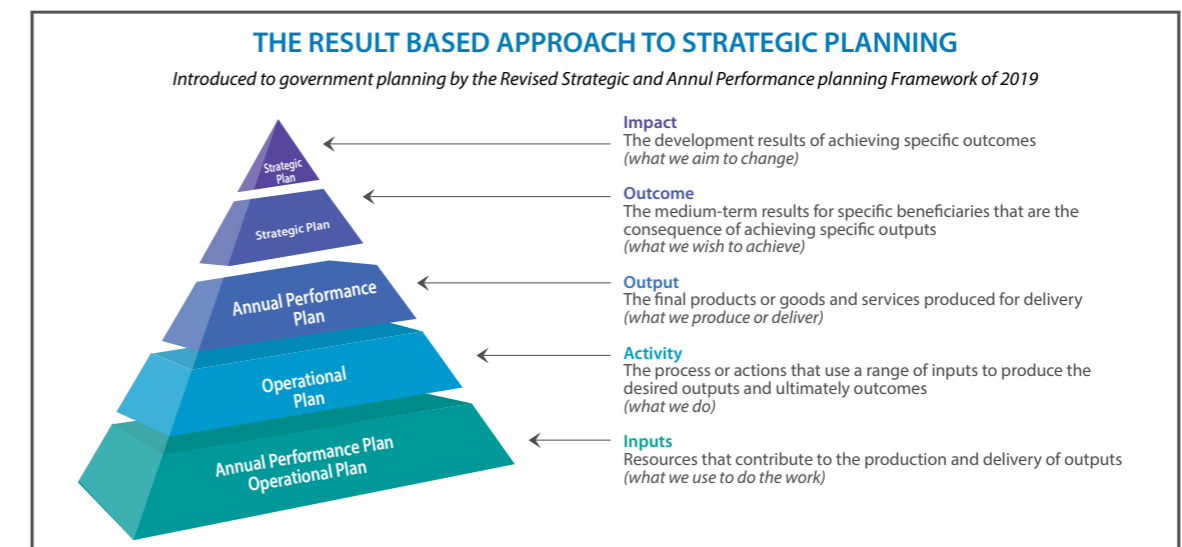
TABLE 4: GOVERNMENT PRIORITIES FROM THE MEDIUM-TERM STRATEGIC FRAMEWORK 2019-2024

2024 Impact	Outcome Statement	Outcome Indicator	Interventions
Improved economic participation and social development	Expanded access to PSET opportunities	Annual registrations for SETA supported Work-based learning (WBL) programmes	Promote the take up of artisanal trades as career choices among youth SETAs identify increasing number of work-place based opportunities and make information of work-based learning known to the public
		Annual registrations for SETA supported Work-based learning (WBL) programmes	SETAs identify increasing number of workplace-based opportunities and make information of work-based learning known to the public
		Improved quality of PSET provisioning	Strengthen skills planning

TABLE 5: REVISED MTSF 2019-2024

GOVERNMENT PRIORITIES The Revised Medium Term Strategies Framework, 2020		
SONA PRIORITY	REVISED MTSF PRIORITIES	REVISED MTSF INTERVENTIONS
Defeat the Coronavirus Pandemic	Education, Skills and Health	<ul style="list-style-type: none"> <li>Enable legal framework through the NH Bill Rollout, quality health improvement programme</li> <li>Develop a health human resource strategy and fill critical posts</li> <li>Rollout the National Covid-19 Vaccination Programme across the country</li> <li>Develop and operationalise an ECD planning, funding, registration and information system</li> <li>Improve access to early childhood development (ECD)</li> <li>Indigenisation of pharmaceutical production including through state owned company</li> <li>Training of small-scale farmers and livestock handlers in Primary Animal Health Care (PAHC)</li> <li>Enter into partnerships to support animal health related research projects of the DALRRAD</li> </ul>
Education: Improving school readiness, ECD planning and funding	Education, Skills and Health	
Accelerate Economic recovery	Economic Transformation and Job Creation	
Strengthening agriculture and food security	74,626 small-scale farmers will be supported to expand production and access markets To intensify agricultural research and introduce new smart agriculture technologies DALRRD currently support 38 research projects with an investment of R10 million	

FIGURE 10: THE RESULTS BASED APPROACH TO GOVERNMENT PLANNING



The National Skills Development Plan (2030) with its eight outcomes are translated into eight strategic outcomes and four impact statements of the strategic plan of the HWSETA, as illustrated in the next figure below:

FIGURE 11: ALIGNMENT OF NSDP OUTCOMES TO HWSETA OUTCOMES

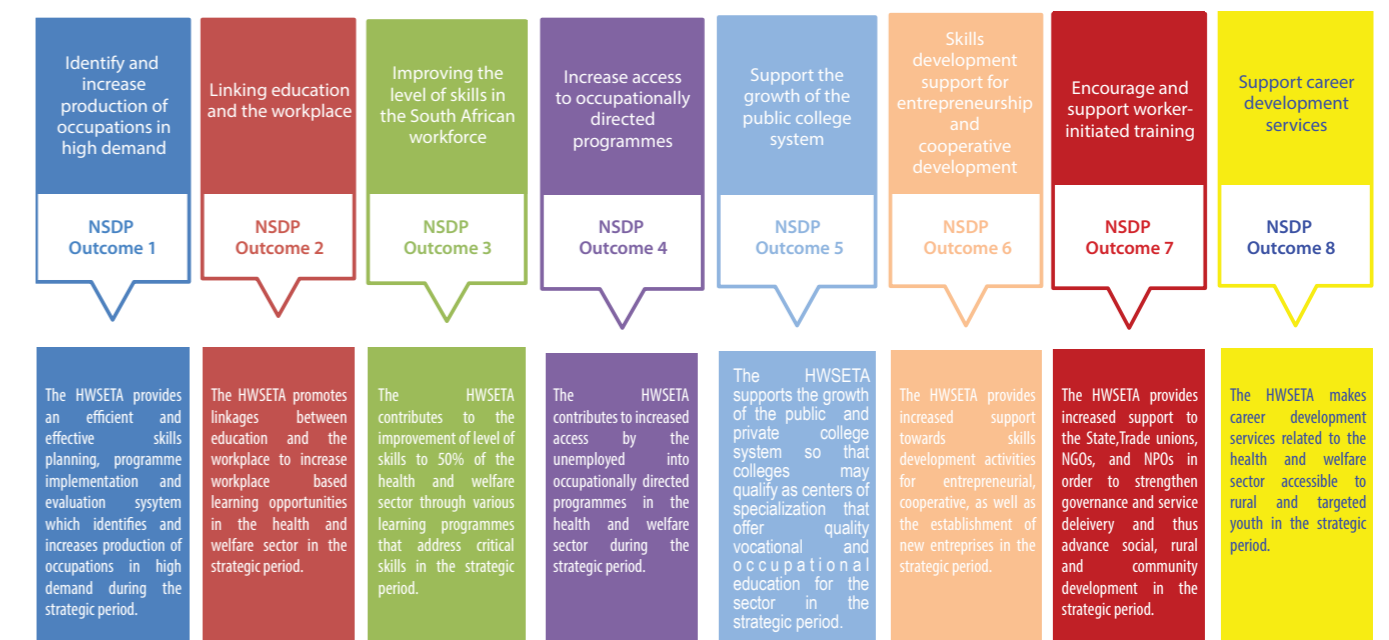
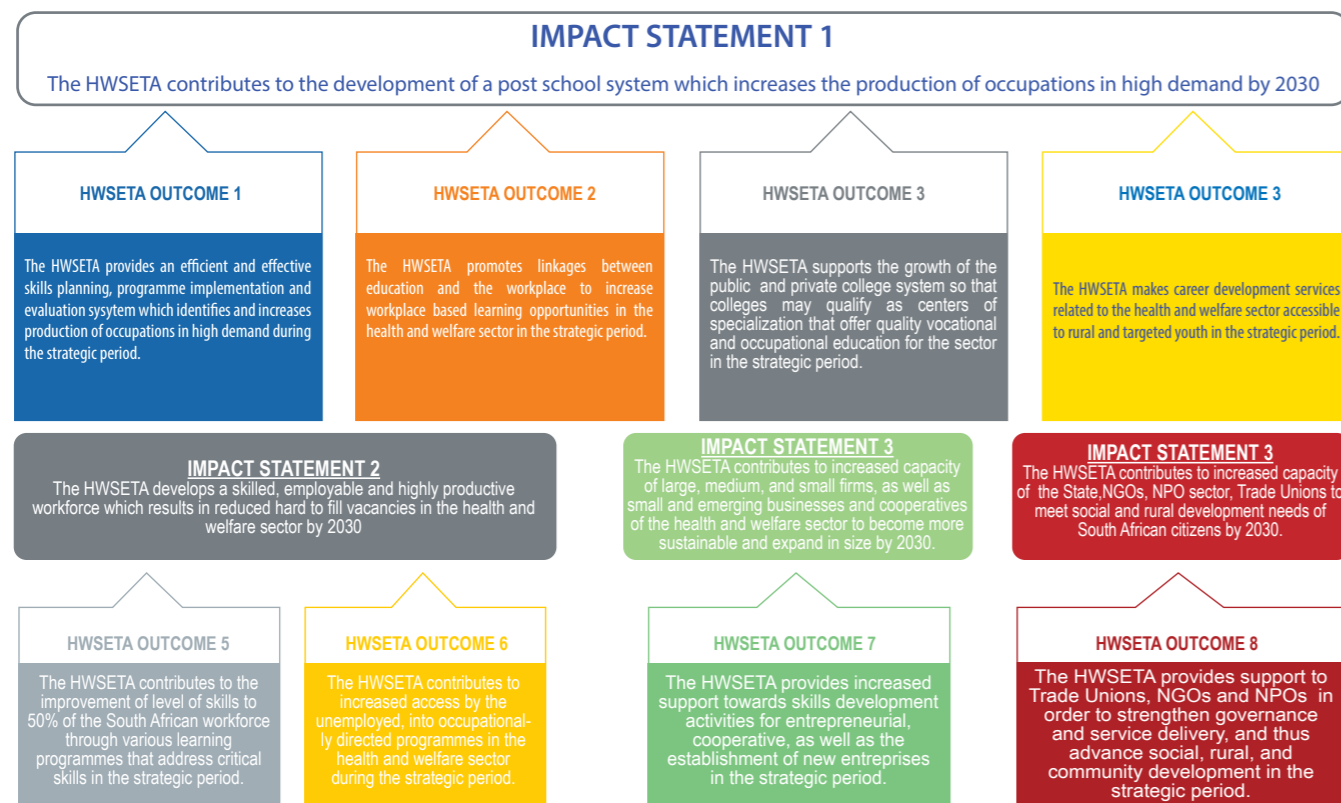


FIGURE 12: LINKING OUTCOME STATEMENT TO IMPACT STATEMENTS FOR THE HWSETA STRATEGY



It should be noted that the HWSETA has both legislated and good governance reporting requirements:

TABLE 6: LEGISLATED AND GOOD GOVERNANCE REPORTING REQUIREMENTS

No.	Report or document	Reporting Authority	Date
1	National Treasury documents, returns etc.	National Treasury (NT); Auditor-General South Africa (AGSA)	When required
2	Public Entity Quarterly Reporting	National Treasury	Quarterly
3	Annual Financial Statements	AGSA, Executive Authority (DHET), NT	Within 2 months after year-end
4	Annual report	DHET, NT and AGSA	Within 2 months after year-end
5	Financial misconduct procedures report	DHET, NT, AGSA	Annually
6	The budget of estimated revenue and expenditure for the year	DHET	6 months prior to the start of the financial year
7	Report on actual revenue and expenditure for the quarter	DHET	Within 30 days of the end of the quarter
8	Report on compliance with the PFMA	DHET	Quarterly
9	SETMIS-SETA Quarterly Management Report	DHET	Quarterly
10	Strategic plan	DHET	6 months prior to the start of the financial year

Over and above, the reporting listed above, the HWSETA Board and Sub-Committees of the HWSETA Board receive the following reports:

- Quarterly reporting on financial and performance results
- Research, Monitoring and Evaluation Reports
- Internal Audit Reports
- External Audit – management report and external audit report
- Formulated policies and amendments
- Risk Management Reporting
- Supply Chain Management reprinting
- Compliance reporting
- Ethics reporting
- Divisional Reports
- Authority matters

It should also be noted that the Board Chairperson and CEO from time to time, on request, make presentations to the Parliament of the Republic of South Africa:

- Annual reporting on performance and financial results of the HWSETA
- Ad hoc reporting when required
- Responses to parliamentary questions

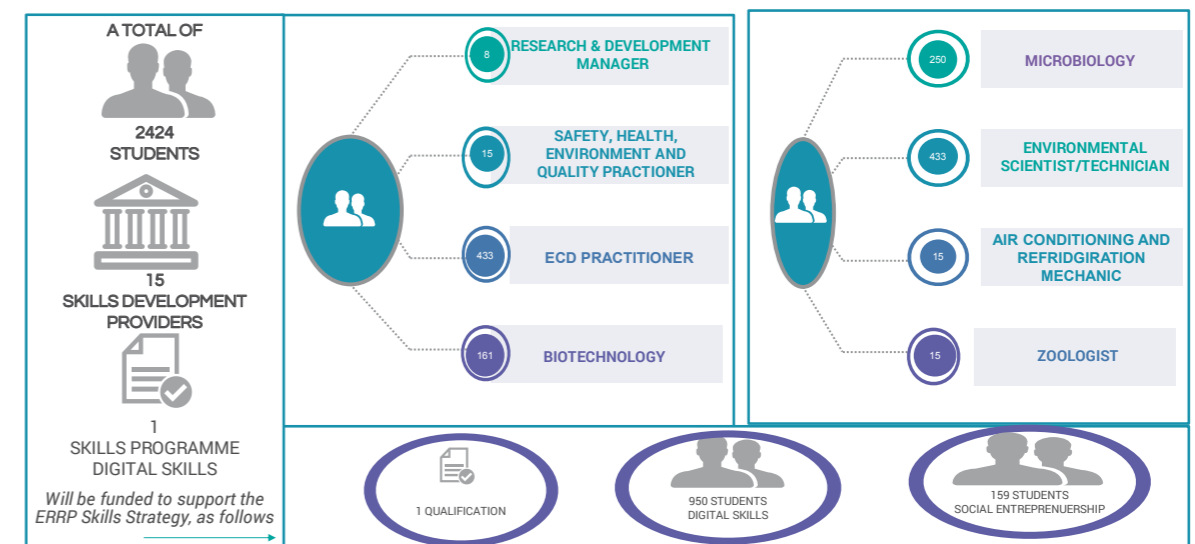
Finally, HWSETA's commitment to keeping stakeholders informed of HWSETA's activities results in:

- Annual report at the Annual General Meeting each year
- CEO interaction sessions
- Board stakeholder sessions
- Website notices and publications
- Provincial Skills Development Forums

#### 1.2(F) ERRP SKILLS STRATEGY

The ERRP Skills Strategy contains 102 occupations required by the ERRP which are considered to have skills shortages. From this list, the HWSETA has 8 occupations falling within its ambit and these include the following:

FIGURE 13: CONTRIBUTION OF THE HWSETA TO THE ERRP SKILLS STRATEGY



The figure above also shows the contribution that will be made by the HWSETA towards achieving the ERRP Skills Strategy annually.

TABLE 7: INTERVENTIONS OF THE ERRP SKILLS STRATEGY, ERRP OCCUPATIONS, AND PROGRAMMES OF THE HWSETA

ERRP INTERVENTION	ERRP OCCUPATIONS	INTERVENTION 1	INTERVENTION 2
1	Digital skills	Skills Programmes	Lecture Development
2	Safety, Health, Environment and Quality (SHE&Q Practitioner)	Accreditation of SDPs	
3	Microbiologist	University Internships	Learnerships
	Air-conditioning and Refrigeration Mechanic	Artisans	
	Early Childhood Development Practitioner	Learnerships	
	Zoologist	Under-graduate Bursaries	
	Environmental Scientist (Environmental Technician)	Learnerships	
4	Research and Development Manager	Post-graduate Bursaries	Under-graduate Bursaries
	Biotechnologist	Post-graduate Bursaries	Under-graduate Bursaries
	Microbiologist	Qualifications Development	Under-graduate Bursaries
5	Digital Skills	Qualifications Development	
7	Social Entrepreneurship	SME Development	
10	Microbiologist	TVET WIL	

1.2 (G) SUPPORT FOR THE SECTOR

The HWSETA will provide specific support to the health sector, social development sector, and the National Digital and Future Skills Strategy. The support is illustrated in the three following figures, as follows:

FIGURE 14: : SUPPORT FOR THE HEALTH SECTOR

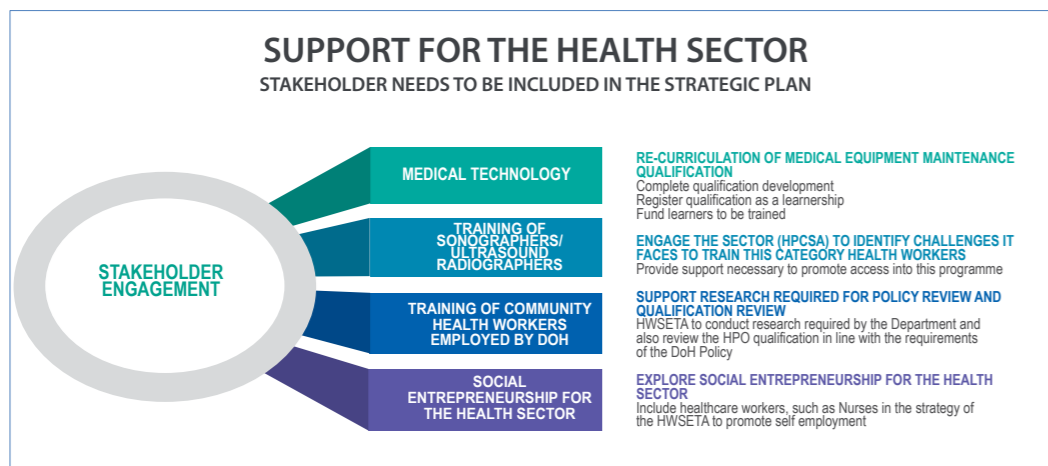
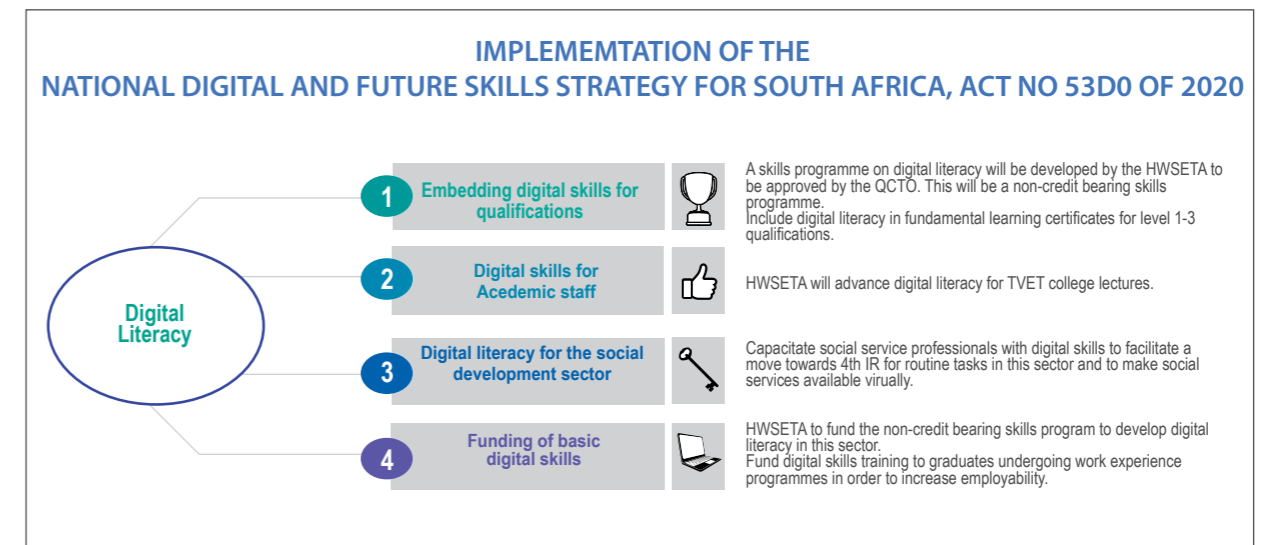


FIGURE 15: SUPPORT FOR THE SOCIAL DEVELOPMENT SECTOR



FIGURE 16: SUPPORT FOR THE NATIONAL DIGITAL AND FUTURE SKILLS STRATEGY



## 2. UPDATE TO INSTITUTIONAL POLICIES AND STRATEGIES OVER THE FIVE-YEAR PLANNING PERIOD

Guided by its institutional policies, the HWSETA endeavors to implement the following strategies over the five-year period:

TABLE 8: INSTITUTIONAL POLICIES AND STRATEGIES OVER THE FIVE-YEAR PLANNING PERIOD

Policy of the HWSETA	Strategy over the five years
Research Policy	<ul style="list-style-type: none"> <li>Develop Sector Skills Plan to identify occupations in demand and skills needs</li> <li>Conduct research to produce research outputs stipulated in the NSDP (2030)</li> <li>Support research agendas of professional councils, the Workers College, National Health Laboratory Services, SANGO Net, and the South African Federation for Mental Health</li> <li>Publish research papers produced by candidates of post-graduate beneficiaries that are aligned to the research agenda of the HWSETA</li> <li>Support authorship of books and funding of research fellows.</li> <li>Support health and welfare sector lecturers and students from higher education institutions to conduct research in curriculum development.</li> <li>Conduct Surveys that focus on current and future digital skills</li> </ul>
Quality Assurance Policies of the HWSETA	<ul style="list-style-type: none"> <li>To accredit skills development providers to offer occupational qualifications</li> <li>Register Assessors and Moderators</li> <li>Endorse learner achievements and issue qualification certificates</li> <li>Administer EISA examinations on behalf of the HWSETA</li> <li>Develop occupational qualifications for the sector</li> <li>Translate all HWSETA learning materials to Brail.</li> <li>Promote the offering of training by skills development providers to be through e-learning</li> <li>Foster partnerships between TVET Colleges and Private Colleges to offer health and welfare sector education programmes</li> <li>Include sectorally appropriate digital skills development, within training programmes and internships</li> <li>Occupational qualifications developed by the HWSETA should secure the by-in of other PSET subsystems for recognition and seamless articulation.</li> </ul>
Discretionary Grant Policy	<ul style="list-style-type: none"> <li>Target Youth not in Employment, Education or Training (NEET) for job creation</li> <li>Support for small businesses that are owned by persons with disabilities</li> <li>Fund learning programmes as defined by the Skills Development Act</li> <li>Fund Continuous Professional Development (CDP) activities</li> </ul>



Policy of the HWSETA	Strategy over the five years
	<ul style="list-style-type: none"> <li>• Fund Honours Degrees to create a pipeline for persons eligible to enroll for Master so as to achieve the NDP objective to produce more PhDs and expand the proportion of university teachers with PhDs from 46% in 2018 to 50% by 2024 and also to facilitate professional registration for occupations that require a Masters degree to practice (such as psychology)</li> <li>• Develop lecturers of TVET, other Colleges in the sector, and universities through post-graduate bursaries.</li> <li>• Support to post-school education institutions of learning with teaching aids to strengthen learner support.</li> <li>• Teaching aids such as uniforms for Radiography students, for example, who require R4000 to purchase the uniform, which protects them from radiation. Other teaching aids include computer centers, cadavers, simulation aids etc.</li> <li>• Support for NGOs and NPOs by the HWSETA will involve funding of skills development initiatives to strengthen governance and fundraising skills. Also, these organizations will be capacitated to become workplaces where host-employers can place learners for work-integrated learning and internship programmes.</li> <li>• Fund veterinary and para-veterinary students ensuring that there is enough veterinary professionals to maintain health in animals and secure food safety.</li> <li>• Fund a skills programme on ethical leadership</li> <li>• Fund basic, intermediate, and advanced digital skills sets to assist job seekers and to upskill workers.</li> <li>• Advance digital literacy for academic staff and equip them with digital fluency and digital mastery.</li> </ul>
M&E Policy and Framework	<ul style="list-style-type: none"> <li>• Monitor and evaluate the performance of the HWSETA in carrying its mandate</li> <li>• To measure the impact of funding strategies of the HWSETA</li> <li>• Conduct Monitoring and Evaluation of funding programmes of the HWSETA. In particular: <ul style="list-style-type: none"> <li>◦ The work integrated learning programme for universities of technology, and the internship programme implemented by the National Department of Health</li> </ul> </li> <li>• Conduct track and trace studies annually for students funded by the HWSETA who complete learnerships, internships, apprenticeships, and university programmes funded through bursaries.</li> </ul>
Partnership Policy	<p>Partner with key stakeholders such as:</p> <ul style="list-style-type: none"> <li>• Partner with the South African Federation for Mental Health to support capacitation of mental health workers to provide services remotely.</li> <li>• Partner with the National Health laboratories to support skills training to capacitate workers to implement e-health and m-health strategies, and also fund bursaries for international tuition required to capacitate staff to implement digitization required in the Pathology sector.</li> <li>• Partner with the Department of Health to capacitate healthcare workers to use digital health systems. This will facilitate healthcare workers to meet NHI standards and thus get the accreditation for health facilities. Also, support for NHI will focus on Primary Health Care.</li> <li>• Partner with the Department of Social Development to train social workers in supervision and management; fund post-graduate bursaries for social workers to study recognized and emerging specialisations; capacitate social service workers to have technical skills to provide mental health and substance abuse services, fund learnerships for community development, and support the recognition of prior learning of the social service workforce.</li> <li>• Partner with the Department of Health to capacitate the health workforce with skills in Supply chain and Ethics, Emergency preparedness, Health and Safety Practitioners in work-places, Leadership, management, governance competencies and capacity, Strategic health workforce planning, HR development and management. Fund training of specialisations in clinical specialisations, epidemiology, biostatistics, ICU Nursing, Forensic Nursing, Occupational Health and Safety, mental health, Laboratory health technicians, Digital laboratory technicians. Fund training of workers to obtain formal qualifications in public health, health promotion, and disease prevention for community health workers. Fund the training of Environmental Practitioners</li> <li>• Partner with Provincial Departments of Health to support the skills development of Municipal Health Service Workers.</li> </ul>

Policy of the HWSETA	Strategy over the five years
	<ul style="list-style-type: none"> <li>• Partner with key stakeholders such as:</li> <li>• Partner with the South African Federation for Mental Health to support capacitation of mental health workers to provide services remotely.</li> <li>• Partner with the National Health laboratories to support skills training to capacitate workers to implement e-health and m-health strategies, and also fund bursaries for international tuition required to capacitate staff to implement digitization required in the Pathology sector.</li> <li>• Partner with the Department of Health to capacitate healthcare workers to use digital health systems. This will facilitate healthcare workers to meet NHI standards and thus get the accreditation for health facilities. Also, support for NHI will focus on Primary Health Care.</li> <li>• Partner with the Department of Social Development to train social workers in supervision and management; fund post-graduate bursaries for social workers to study recognized and emerging specialisations; capacitate social service workers to have technical skills to provide mental health and substance abuse services, fund learnerships for community development, and support the recognition of prior learning of the social service workforce.</li> <li>• Partner with the Department of Health to capacitate the health workforce with skills in Supply chain and Ethics, Emergency preparedness, Health and Safety Practitioners in work-places, Leadership, management, governance competencies and capacity, Strategic health workforce planning, HR development and management. Fund training of specialisations in clinical specialisations, epidemiology, biostatistics, ICU Nursing, Forensic Nursing, Occupational Health and Safety, mental health, Laboratory health technicians, Digital laboratory technicians. Fund training of workers to obtain formal qualifications in public health, health promotion, and disease prevention for community health workers. Fund the training of Environmental Practitioners</li> <li>• Partner with Provincial Departments of Health to support the skills development of Municipal Health Service Workers.</li> <li>• Partner with the Worker's College to address the following skills development need; Basic, Intermediate, and advanced shop steward skills, OHS in the workplace, OHS and environmental legislation, Knowledge of political economy, Informed activism to advance the interests of the working class, Participatory action research, and Labour Relations.</li> <li>• Partners with the SACSSP to upskill social service workers in crisis intervention and trauma counselling for vulnerable people including survivors of the pandemic and their next of kin, community interventions and coping mechanisms, mental health interventions, community organizing and mobilization, conducting awareness programmes, psychosocial support, holistic intervention. Fund learnerships in Child and Youth Care Work.</li> <li>• Partner with SANGONet to upskill NGO/NPO workers in analytical thinking, active learning and learning strategies, creativity, originality and initiative, technology design and programming, critical thinking and analysis, complex problem-solving, leadership and social influence, emotional intelligence, reasoning, problem-solving, systems analysis and evaluation.</li> <li>• Partner with the SAVC to train Veterinarians, Veterinary Nurses, Veterinary technologists, Laboratory Animal Technologist, Veterinary Physiotherapist; and also provide Day 1 skills</li> <li>• Partner with the Department of Basic Education and Training for social services to be rendered by Non-Profit Companies to be established through the Social Enterprises programme of the HWSETA</li> <li>• Partner with Entrepreneurship hubs for the capacitation of Social Service Professional who will be establishing Social Enterprises</li> <li>• Laboratory Animal Technologist, Veterinary Physiotherapist; and also provide Day 1 skills</li> <li>• Partner with the Department of Basic Education and Training for social services to be rendered by Non-Profit Companies to be established through the Social Enterprises programme of the HWSETA</li> <li>• Partner with Entrepreneurship hubs for the capacitation of Social Service Professional who will be establishing Social Enterprises</li> </ul>

Policy of the HWSETA	Strategy over the five years
	<ul style="list-style-type: none"> <li>Partner with the private sector CSR programmes for supporting Social Enterprises to be established under the Social Enterprises programme of the HWSETA</li> <li>Partner with universities and universities of technology to support undergraduate and post-graduate programmes aligned to Bio-innovation Health, and Bio-innovation knowledge valorization, these are tabulated in 9 and 10 below.</li> <li>Partner with the Gauteng Department of Health to support them address the following needs: <ul style="list-style-type: none"> <li>The current HRD practitioners in GDoH require training and accreditation as Education, Training and Development Practitioners (ETDP) so that they can become trainers for the HPO certificate.</li> <li>The Gauteng Department of Health (GDOH) appointed over 4014 Expanded Public Works Programme (EPWP) participants and placed them at various Gauteng Health institutions in the five districts, to assist as Cleaners, Admin Clerks, Data Capturers, Groundkeepers, Courtesy Officers and Pharmacy Assistants. <ul style="list-style-type: none"> <li>The GDoH plans to have a comprehensive developmental skills interventions aimed at improving competencies of the EPWP contractors that are placed within the Department.</li> <li>The Skills Development Interventions such as skills programmes, accredited short courses will require the support from HWSETA.</li> </ul> </li> </ul> </li> <li>There has been greater responsibility placed on ensuring full compliance with the Occupational Health and Safety requirements in all facilities.</li> <li>Forty-eight employees have been trained on three ISO standards by the South African Bureau of Standards.</li> <li>The GDOH plans to expand the training to another 48 employees who will become the ISO standards custodians</li> <li>Other interventions include the accreditation of the existing training centers on Emergency Medical Services – Basic Life Support with accreditation bodies such as the Resuscitation Council.</li> <li>Partner with Higher Health support initiatives in the health and social development sector that are aimed at capacitating the workforce to lead campaigns on toxic masculinity</li> <li>Planned partnerships identified for the year starting 2022-2023 of the 2020-2025 strategic plan are illustrated in figure 9 and 10 as follows:</li> </ul>

TABLE 9: UNDERGRADUATE UNIVERSITY PROGRAMMES FUNDED BY THE HWSETA WHICH ARE ALIGNED TO BIO-INNOVATION HEALTH AND BIO-INNOVATION INDIGENOUS KNOWELDEGE VALORIZATION

Undergraduate University Programmes funded by the HWSETA which are aligned to the Bio-innovation Health skills	
Field	Qualifications aligned to Bio-innovation Health Skills
Chemistry	NDip Analytical Chemistry
	BSc Chemical Sciences
Radiography	Bachelor of Diagnostic Radiography
	Bachelor of Nuclear Medicine Technology
	Bachelor of Diagnostic Ultrasound
	Bachelor of Radiation Therapy
Medical Sciences	BHS Medical Laboratory Sciences
	NDip Biomedical Technology
	Bachelor of Health Sciences
	Bsc Life Sciences
	Bachelor of Physiology
	BSc Biochemistry and Microbiology
	BSc Genetics and Microbiology
BSc Medical Bioscience	

Undergraduate University Programmes funded by the HWSETA which are aligned to the Bio-innovation Indigenous Knowledge valorization skills	
Field	Qualifications aligned to Bio-innovation Health Skills
Pharmacology	Bachelor of Pharmacy
Phytochemistry	BSM Complementary Medicine: Phytotherapy

TABLE 10: POSTGRADUATE UNIVERSITY PROGRAMMES FUNDED BY THE HWSETA WHICH ARE ALIGNED TO BIO-INNOVATION HEALTH AND BIO- INNOVATION INDIGENOUS KNOWELDEGE VALORIZATION

Postgraduate University Programmes funded by the HWSETA which are aligned to Bio-innovation Health skills		
Field	Qualifications	Area of specialization
Radiography	Masters & PhD in Radiography	Radiobiology, Radiochemistry, Radio pharmacy
Medical Sciences	Masters & PhD in Medical Sciences	Immunology, Microbiology, Molecular biology, vaccinology, Flow chemistry, Bioinformatics
Undergraduate University Programmes funded by the HWSETA which are aligned to the Bio-innovation Indigenous Knowledge valorization skills		
Public Health	Masters & PhD in Public Health	Epidemiology, African Traditional medicines
Pharmacology	Masters in Pharmacology & Therapeutics	Pharmacology
	Masters in Pharmaceutical affairs	

*NB: The focus of the HWSETA has been on the qualification and not necessarily on the area of specialisation. As from 2022-2023 the HWSETA targeted the areas of specialisation identified by the Department of Science and Innovation.*

### 3. UPDATE TO RELEVANT COURT RULINGS

TABLE 11: RELEVANT COURT RULINGS

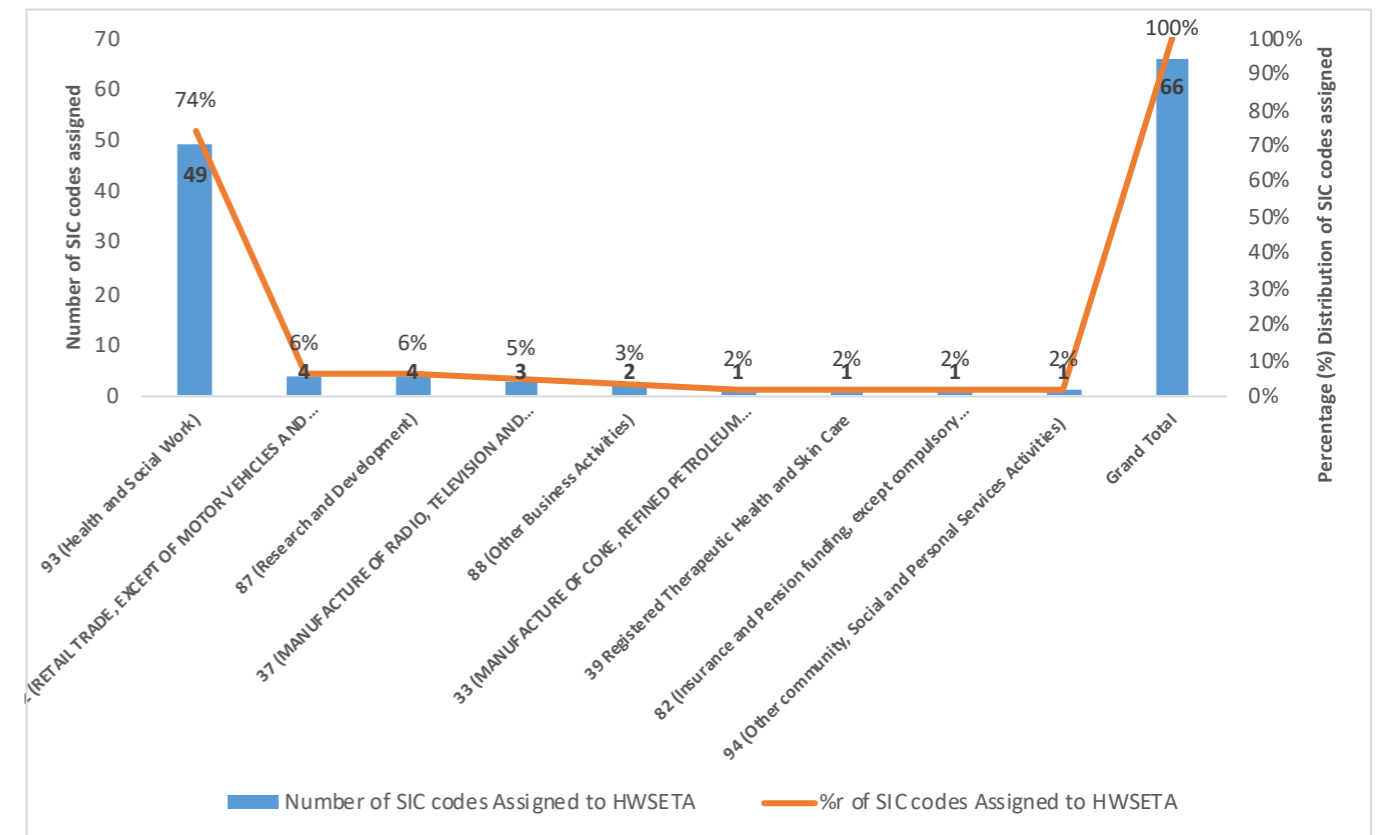
Name of court case	Lerong Consulting cc/ Health & Welfare Sector Education & Training Authority (Case no: 2009/27795) (High court, Johannesburg)
Impact on HWSETA operations and service delivery obligations	The matter was set down for trial on 21 April 2019 however the Plaintiff unduly removed the matter from the court roll due to unpreparedness, thus causing more delays in concluding the matter. The matter is still pending with the court and applicant.  There is no impact on operations and service delivery as it is purely a compensation matter.
Name of court case	Busa Case: Applied to the Court for the setting aside of regulation 4(4) as promulgated in Government Notice 23 of 2016, published in Government Gazette 39592 in terms of the Skills Development Act 97 of 1998
Impact on HWSETA operations and service delivery obligations	Section 4(4), states that, "20% of the total levies paid by employers in terms of section 3(1) as read with section 6 of the Skills Development Levies Act during each financial year will be paid to the employer who submits a WSP". The judgement of the Labour Appeal Court, on 20 August 2019, set aside the Labour Court judgement, and was replaced by the following: <ul style="list-style-type: none"> <li>Regulation 4(4) as promulgated in Government Notice 23 of 2016, published in Government Gazette 39592 in terms of the Skills Development Act 97 of 1998 is set aside</li> </ul> Implication is that the percentage of mandatory grants to be paid to employers is not determined. However, SETAs have continued to pay 20% in mandatory grants in line with the Grant Regulations. SETAs have reported this as a contingent liability pending the determination of the mandatory grant percentage based on the outcome of the negotiations between the Minister and BUSA.

## PART B: STRATEGIC FOCUS OF THE HEALTH AND WELFARE SETA

### 1. Updated situational analysis

According to the re-establishment of SETA landscape [2020 – 2023] (2019), HWSETA accounts for 66 SIC codes in health and social development sector (see Figure below).

FIGURE 17: DHET'S ASSIGNED SIC CODES DEFINING THE SCOPE OF THE SECTOR



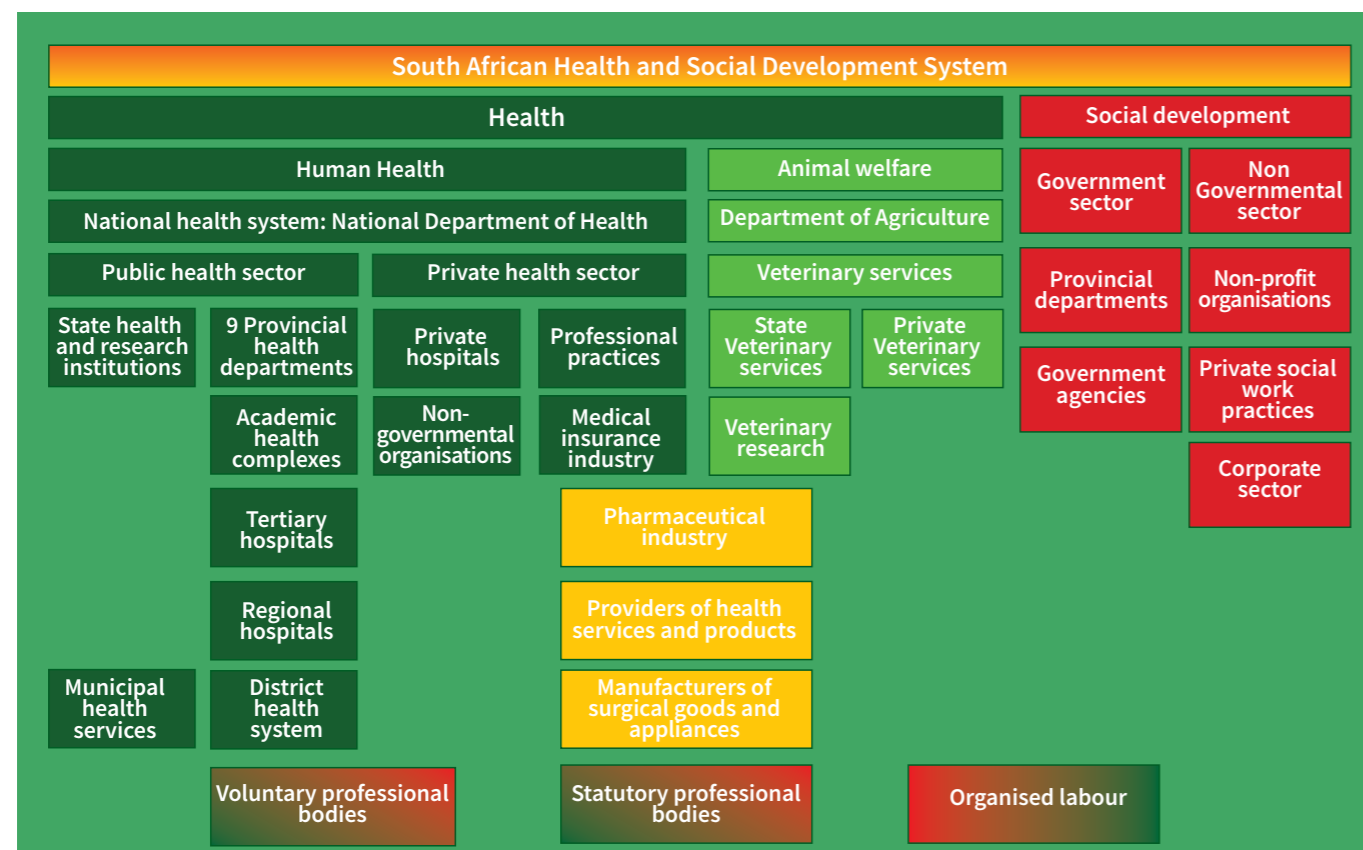
This section will in broad terms present information accounting for the health and social development sector as per assigned SIC codes above. The dominance of health and social work SIC codes are reflective of department of health and social development as key role players with respect to policy formulation, legislation, standard-setting, and oversight coordination of services rendered in the sector. These roles significantly shape both the external and internal environment within which HWSETA operates. In addition to these government departments, statutory and voluntary professional bodies, NGOs, CBO's and NPO's, labour and trade unions, research- and training institutions, post-school institutions (CETs, TVETs, nursing colleges, and universities), other government departments (i.e., Department of education and agriculture), and South African Revenue Service (SARS) play key roles that have a bearing on both the external and internal environment within which HWSETA operates. Roles played by each of the stakeholders indicated above are tabulated below in table below.

TABLE 12: THE ROLE OF THE STAKEHOLDERS OF THE HEALTH AND WELFARE SETA

Role Player	Key roles and responsibilities
National Departments of Health and Social Development	Policy, legislation, standard-setting, oversight, and coordination of services rendered by provinces.
Provincial Departments of Health and Social Development	Delivering and monitoring of health and social development services.
Municipal Health Services	Environmental health management, Primary Health Care.
Government Agencies	Administration of social protection grants
NGOs, CBOs, and NPOs	Delivering health and social services.
The Hospital Association of South Africa (HASA)	Represents the interests of 64 000 people employed by the majority of private hospital groups and independently owned private hospitals.
Statutory professional bodies	Regulation of the respective professions.
Voluntary professional bodies	Representing the interests of specific professions, their members and specialized fields of practice.
Labour and trade unions	Shaping of labour market policies, labour relations practices, and human resources management in the sector.
Research institutions Medical Research Council Human Sciences Research Council National Health Laboratory Service Onderstepoort Veterinary Institute	Conducting sector-relevant and related research.

These SIC codes associated with their respective key role players constitute economic activities that range from all healthcare facilities and services, pharmaceutical services and the distribution of medicine, medical research, non-governmental organizations, to veterinary services. The social development component of the sector consists of the government, NGOs and private social work practices (see Figure below).

FIGURE 18: THE STAKEHOLDERS OF THE HEALTH AND WELFARE SETA

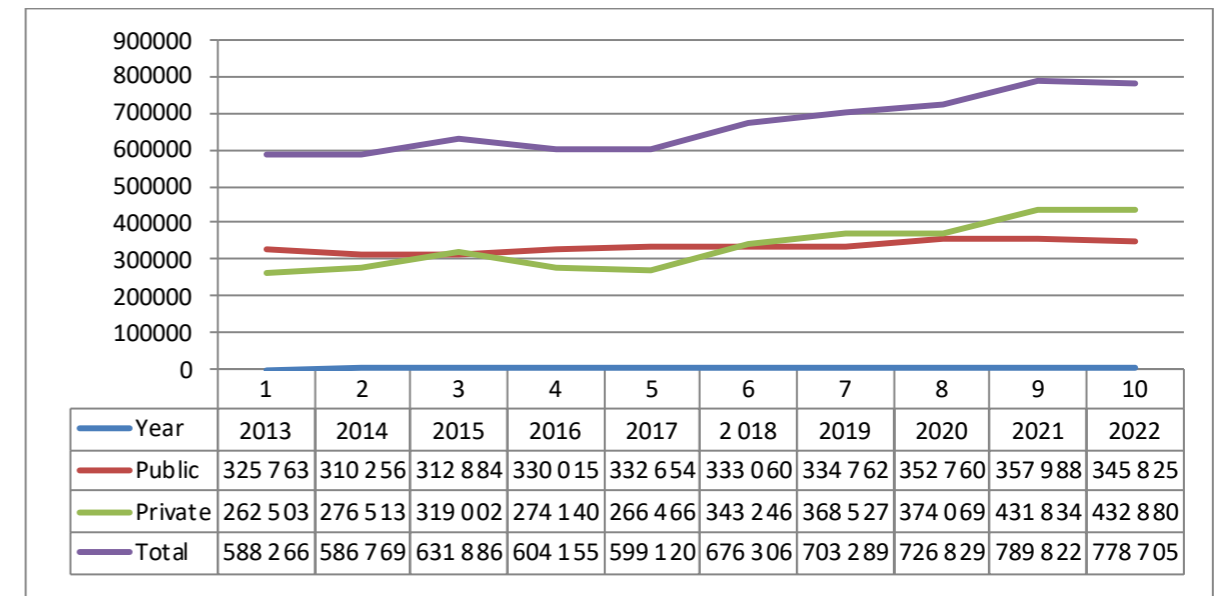


1.1 Profile of the Sector

1.1.1 Total Employment

Estimates of total employment in the health and social development sector can be seen in figure 18 below. Employment in the public service component of the sector increased from 325 763 in 2013 to 345 825 in 2022. The average annual growth of employment in the public sector was only 0.6% over the 2013 to 2022 period. There was a slight drop (3%) in employment from 2021 to 2022 in the public sector. The private sector component of the sector, on the other hand, showed an average annual growth of 5.7% over the 2013 to 2021 period from 262 503 to 432 880 respectively. There was a slight increase (0.2%) in employment from 2021 to 2022 in the private sector. The average annual growth for the total sector (public and private) was 3.2% over the same period. The growth in employment in the sector is expected due to the COVID-19 demands for human resources to provide health and social welfare services to the population.

FIGURE 19: HEALTH AND SOCIAL DEVELOPMENT SECTOR: TOTAL EMPLOYMENT



Source: Calculated from HWSETA and PSETA WSPs 2013 -2022, Medpages data 2013 -2022.

1.1.2 Trends in employment data: Gender

Table 14 shows the gender distribution in the sector from 2014 to 2022. Male's share in employment in the sector varied between 26% and 30% while females formed between 70% and 74% of the workforce over the years.

TABLE 13: HEALTH AND SOCIAL DEVELOPMENT SECTOR: GENDER DISTRIBUTION 2014-2022

	2014	2015	2016	2017	2018	2019	2020	2021	2022
<b>Public Service</b>	%	%	%	%	%	%	%	%	%
Male	27	27	28	32	28	27	27	26	28
Female	73	73	72	68	72	73	73	74	72
Total	100	100	100	100	100	100	100	100	100
<b>Private sector</b>	%	%	%	%	%	%	%	%	%
Male	30	25	25	28	25	27	28	29	29
Female	70	75	75	72	75	73	72	71	71
Total	100	100	100	100	100	100	100	100	100
<b>Total sector</b>	%	%	%	%	%	%	%	%	%
Male	28	26	27	30	27	27	28	28	29
Female	72	74	73	70	73	73	72	72	71
Total	100	100	100	100	100	100	100	100	100

Sources: Calculated from HWSETA and PSETA WSPs 2014-2022, MedPages data 2014-2022

1.1.3 Trends in employment data: Age

Table 14 shows the total age distribution in the Public Service, private health, and the total sector from 2014 to 2022. The overall age profile remained relatively stable in the Public service over the period with people under 35 forming between 25-32% of the workforce and people older than 55 constituting 10-14% of the workers over the period. The percentage of employees younger than 35 years in the private sector is markedly higher – around 37-41% over the period.

TABLE 14: HEALTH AND SOCIAL DEVELOPMENT SECTOR: AGE DISTRIBUTION 2014-2022

	2014	2015	2016	2017	2018	2019	2020	2021	2022
<b>Public Service</b>	%	%	%	%	%	%	%	%	%
Younger than 35	30	31	32	29	27	25	26	26	26
35 to 55	59	57	58	61	63	62	63	63	63
Older than 55	11	12	10	10	10	14	11	11	11
<b>Total</b>	<b>100</b>	<b>100</b>	<b>100</b>	<b>100</b>	<b>100</b>	<b>100</b>	<b>100</b>	<b>100</b>	<b>100</b>
<b>Private sector</b>	%	%	%	%	%	%	%	%	%
Younger than 35	37	41	40	37	39	38	38	35	40
35 to 55	54	50	49	49	51	51	50	50	49
Older than 55	9	9	11	14	11	12	12	15	11
<b>Total</b>	<b>100</b>	<b>100</b>	<b>100</b>	<b>100</b>	<b>100</b>	<b>100</b>	<b>100</b>	<b>100</b>	<b>100</b>
<b>Total sector</b>	%	%	%	%	%	%	%	%	%
Younger than 35	33	36	35	32	34	31	32	31	30
35 to 55	57	54	54	57	56	56	56	56	57
Older than 55	10	10	11	11	11	13	12	13	13
<b>Total</b>	<b>100</b>	<b>100</b>	<b>100</b>	<b>100</b>	<b>100</b>	<b>100</b>	<b>100</b>	<b>100</b>	<b>100</b>

Sources: Calculated from HWSETA and PSETA WSPs 2014-2022, MedPages data 2014-2022.

#### 1.1.4 Trends in employment data: Disability

In 2022, 0.7% of the workers in the sector were people with disabilities. Of the 1 651 workers with disabilities in the Public Service, 102 (7%) were employed as managers, 380 (27%) as professionals, 206 (15%) as technicians and associate professionals, and 600 (42%) as clerical support workers. Of the 3 442 workers with disabilities in the private sector 464 (13%) were employed as managers, 865 (25%) as professionals, 560 (16%) as technicians and associate professionals, 940 (27%) as clerical support workers and 432 (13%) as service and sales workers.

## 2. EXTERNAL ENVIRONMENT

PESTEL Analysis was used as the main planning tool to identify key factors influencing the strategy of the Health and Welfare SETA. Through PESTEL Analysis the political, economic, socio cultural, technological, environmental and legal factors influencing the strategy of the Health and Welfare SETA were explored. The main source used for identifying these factors is the Sector Skills Plan Update for 2022-2023. This section therefore locates the HWSETA's role within the skills development milieu in the sector citing key drivers of demand and supply of labour and interventions by the HWSETA to stimulate either side.

### 2.1 Political factors

The national state of disaster gazetted on 17 March 2020 as a response to COVID-19 pandemic was lifted as from 5 April 2022 given the low level of infections posing a low risk. This means the demand for health and social services will be reduced from the levels experienced during different COVID-19 waves of high infections. This will have specific positive impact on the skills development training capacity which was severely constrained and affected HWSETA's achievement of targets i.e. work-based learning programmes. Further implication of lifting the 2-year restriction on movement implies resumption of economic activities in the entire economy with more prospects of growth than under lockdown restrictions.

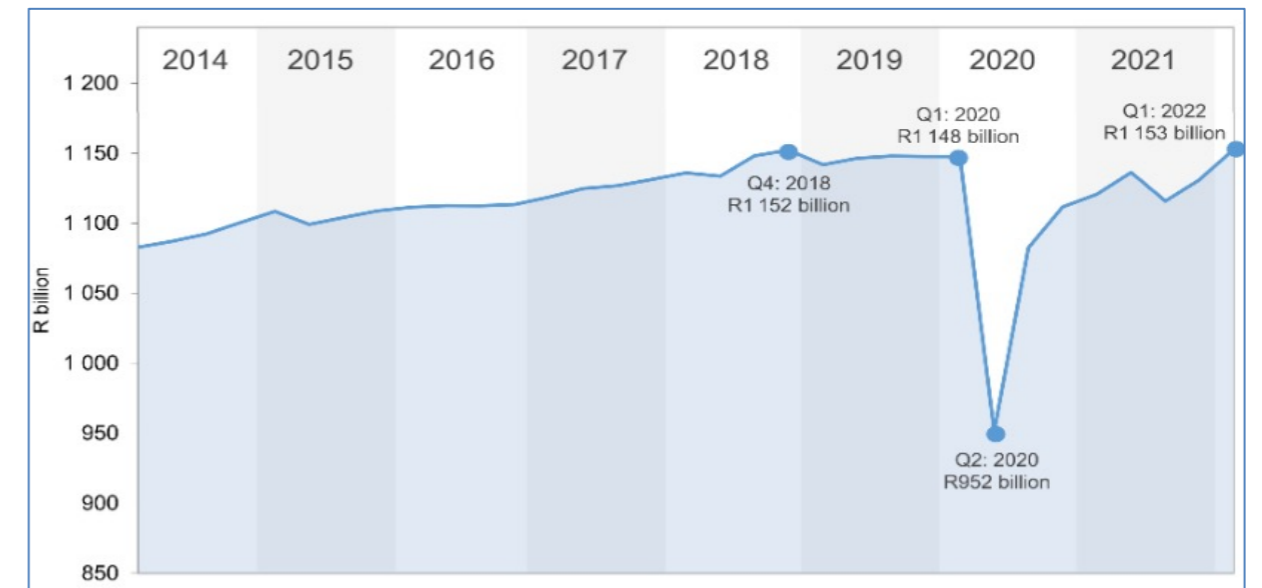
The risk of re-occurrence of the civil unrest or similar phenomenon in South Africa has been highlighted by the expert panel report to be between medium to high since little has changed to the conditions that led to the riots and looting. This phenomenon affected the South African economy and many establishments within health and social development sector such as pharmacies. Lastly, matters relating to immigration policy have influence in the supply of key healthcare occupations through the determination of scarce skills by Department of Home Affairs has significant. (Reference). Occupations that are in short supply within the country and not included in the scarce skills list from the Department of home affairs will remain hard-to-fill vacancies in the sector affecting healthcare service offered. Protests by civil society or community-based organizations (i.e. Operation Dudula) associated with immigration policy issues have resulted to denied access to health services in hospitals.

### 2.2 Economic Factors

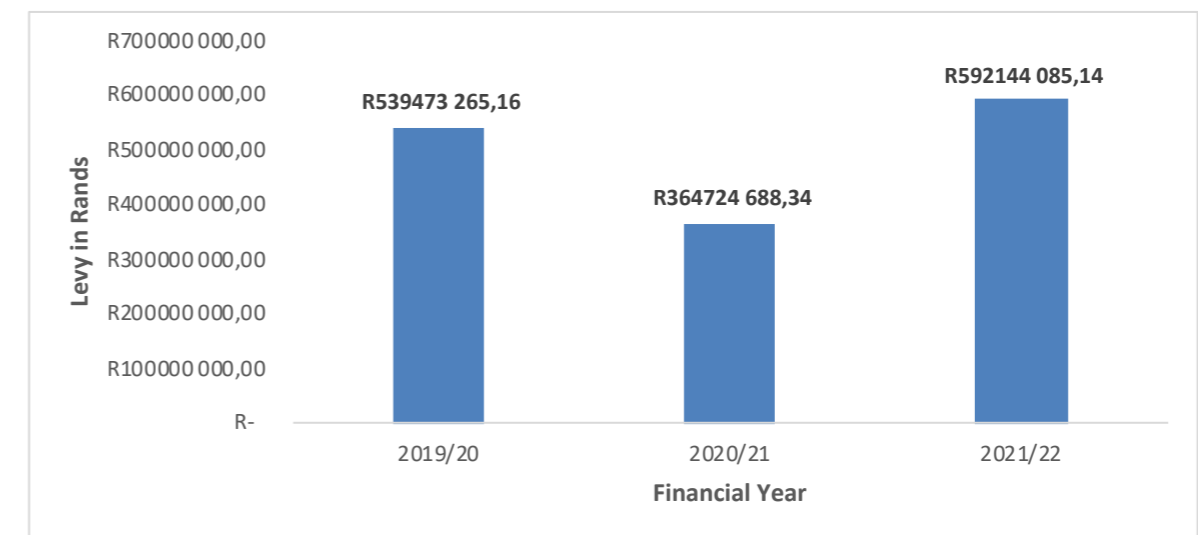
The South African Economic Reconstruction and Recovery Plan (ERRP) problematizes economic stagnation for the past decade with two consecutive quarters of a recession pre-COVID-19 pandemic accompanied by a series of downgrades including SOEs. Thus, COVID-19 pandemic deepened or exacerbated an existing economic crisis. However, Statistics South Africa (2022) reports that South African GDP has returned to pre-pandemic levels after two years (see Figure below). Similarly, HWSETA Levy contributions have returned to pre-pandemic levels especially after the 4-month SDL holiday for companies had come to an end and the national state of disaster lifted as from 5 April 2022. This signals a positive change in the economic environment and shows how political factors influence economic factors in the external environment. It further shows how the external

environment directly affects the operational environment of the HWSETA such as levy contributions which increase the capacity of the organization's interventions.

FIGURE 20: Q1 2022 SOUTH AFRICAN ECONOMY



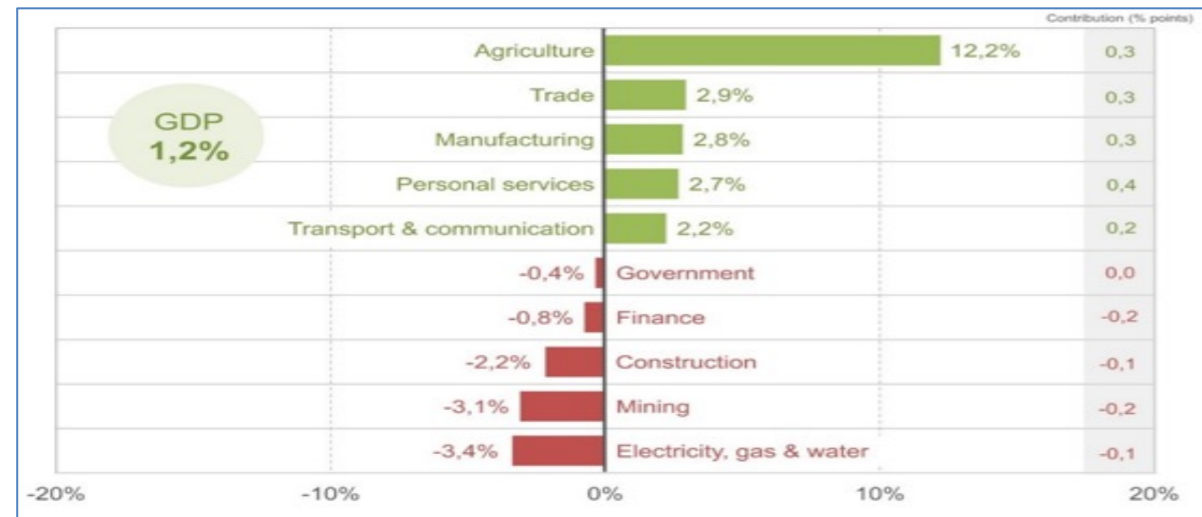
Source: Statistics South Africa (2022).



Source: HWSETA finance division as per SARs dataset (2020, 2021, and 2022)

The economic growth emanating from economic activities enables re-investment into the sector. Public sector health and social development budgets respectively account for 28.9% (R623.4 billion) of government expenditure which has increased by 7% from 2021/22 to 2022/23 (National Treasury 2022a). An amount of R44.0 billion is allocated in 2022/23 to extend the special COVID-19 social relief of distress grant for 12 months (until March 2023) and another R21.1 billion is allocated to provincial health departments to support their continued response to the COVID-19 pandemic, the appointment of medical interns and community service doctors, and to bridge any shortfalls in essential goods and services (National Treasury 2022a). Importantly, an additional allocation of just over R3.0 billion is available over the MTEF period through the human resources and training grant, setting its total allocations to R7.8 billion. This allocation seeks to improve the quality of nursing education by supporting all nine provincial health departments to develop training plans for nurses and midwife specialists by March 2023; the sufficient supply of nurses remains a national concern (National Treasury 2022b). This shows how positive economic factors in the external environment enables the re-investment to social ills and human resource training capacity back to health and social development sector. This commitment is crucial given the direct relationship between spending (in the public and private sectors) and the demand for workers. Public sector budgets are major determinants of both the number of positions created and salary levels and, consequently, the ability of institutions to attract and retain staff. The private health and social development services are part of the sector called personal services which was one of the five sectors that grew (2.7%) "stemming from the national vaccination programme" and rise in non-Covid-19 related patient admissions in the fourth quarter (Statistics 2022). In contrast, government sector decreased by 0.4%.

FIGURE 22: INDUSTRY GROWTH IN THE 4TH QUARTER IN 2021

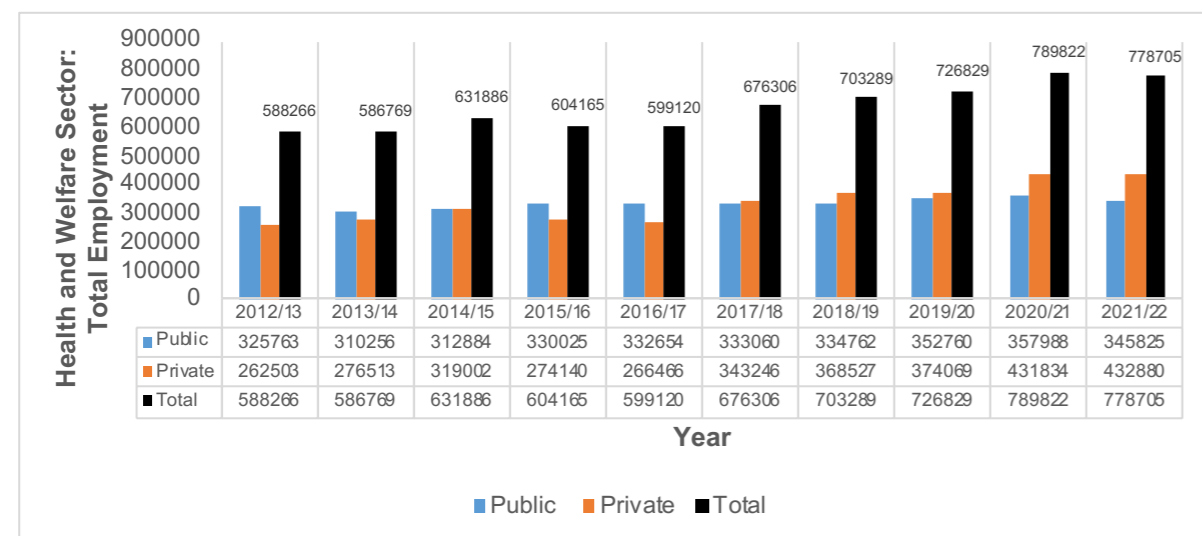


2.3 Socio cultural Factors

Challenging socio-economic realities drive the need for public health services and social development interventions in South Africa. More than half of South Africans were poor in 2015, with the poverty headcount increasing to 55.5% (Stats SA 2017). The high burden of disease in South Africa further hampers economic growth and development. For example, South Africa has one of the highest tuberculosis (TB) incidences in the world, with more than 360 000 new cases diagnosed in 2019 (WHO 2020). In addition to these challenges, The Foundation for Human Rights reported a 54% increase in Gender-based Violence (GBV) cases during lockdown across all provinces in South Africa (Mail&Guardian 2020). Skilled professionals are needed to provide these specialized services.

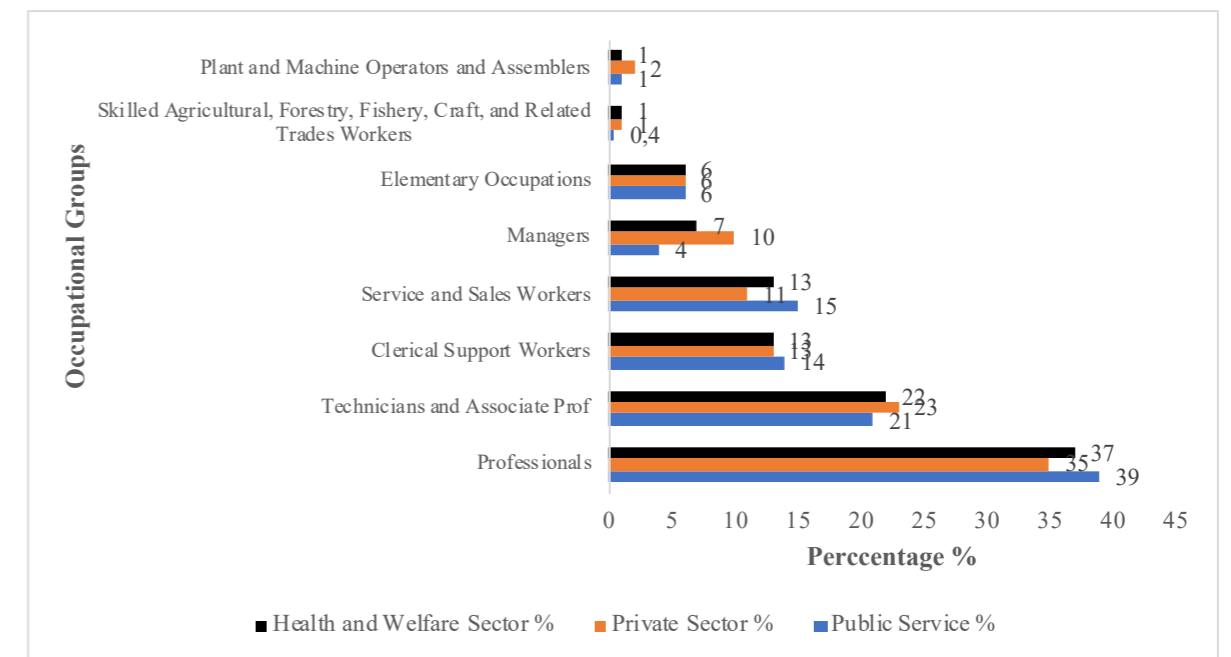
There are 778 705 people who are formally employed in the health and social development sector (see Figure below) in 2021/22 financial year (1 April 2021 to 31 March 2022). Of these, approximately 432 880 (55%) are employed in private sector organisations (referred to later as the "private sector") and levy-paying public sector organisations, while 345 825 (45%) work in the public service departments. The average annual growth for the health and social development sector was 3,2% between 2012/13 and 2021/22 financial year. There was a slight drop of 1,4% annual average growth of the workforce in the health and social development sector from 2020/21 to 2021/22. However, this drop was 3.4% in the public sector compared to an increase of 0,2% in the private sector (see Figure below). The increase in private sector is aligned to the economic growth reported in personal services (private health-related) that had 2.7% contribution towards GDP in the fourth quarter of 2022.

FIGURE 23: AN ESTIMATE OF TOTAL EMPLOYMENT IN THE HEALTH AND SOCIAL DEVELOPMENT SECTOR BETWEEN 2012/13 AND 2021/22 FINANCIAL YEARS



The Figure below further illustrate that Professionals, and technicians and associate professionals comprise 59% of total employment in the health and social sector. The implication is that the health and social development sector, in the main, has more demand for high skilled-level occupations i.e., healthcare professionals and managers who are at NQF level 7 and above.

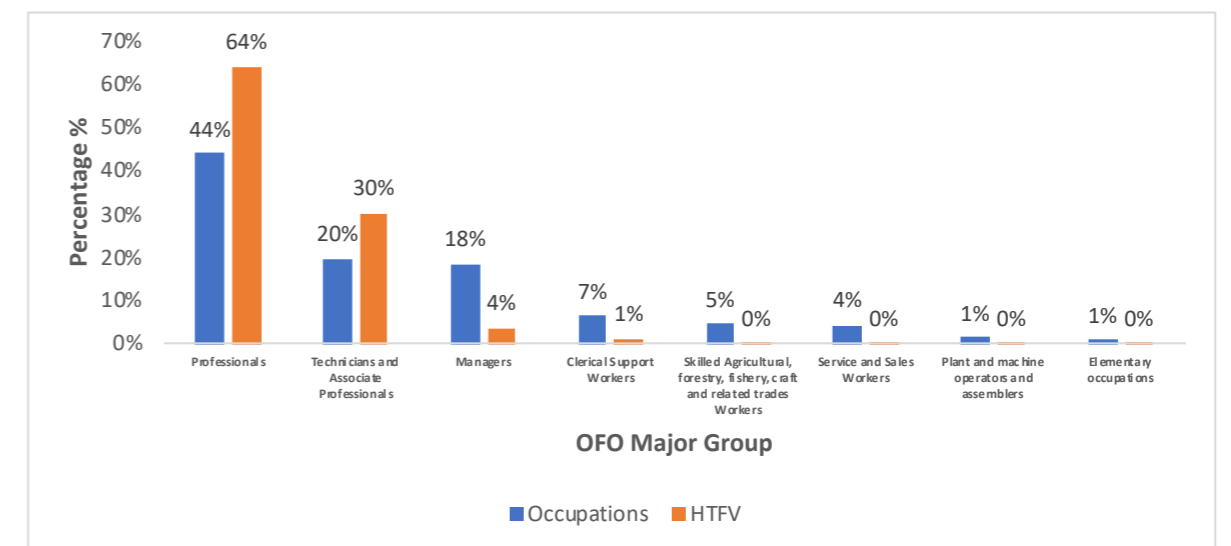
FIGURE 24: AN ESTIMATE OF TOTAL EMPLOYMENT IN THE HEALTH AND SOCIAL DEVELOPMENT SECTOR IN 2021/22 FINANCIAL YEAR BY OCCUPATIONAL GROUP



Of the total employment estimate in 2021/22, more than two-thirds (70%) of the health and social development sector employees are African. Similarly, 70% are female. In terms of Age category, 57% are between 35 to 55 years, 31% under 35 years, and 12% older than 55 years. Thus, highly skilled adults in healthcare professionals (specialists) and managers are highly sought after in health and social development sector especially private sector.

In contrast, the youth (15 to 35 years) in South Africa continue to be disadvantaged in the labour market with an unemployment rate higher (63,9% and 42,1% for those aged 15-24 and 25-34 years respectively) than the national average [34,5%] (Statistics South Africa 2022). In the main, unemployment of the youth is characterized by low level of skills given that 51,3% of 8 million unemployed persons in the 2nd Quarter of 2022 had education levels below matric, followed by those with matric at 38,5%. Thus the skills required for the unemployed youth continues to widen given that the economy is fast shifting away from labour-intensive towards knowledge-intensive economy. This is evidenced by the Hard-to-fill-vacancies (HTFV) predominantly in the professional occupational category which mainly accounts for total employment. The implication is that demand exists but short supply of human resources at the skills levels desirable to the market. Figure below shows that the professional occupations dominated (44%) the distribution of occupation categories in the HTFVs and accounted for most (64%) of the vacancies in 2021/22 reported as HTFV.

FIGURE 25: DISTRIBUTION OF HARD-TO-FILL VACANCIES IN THE HEALTH AND SOCIAL DEVELOPMENT SECTOR IN 2021/22 FINANCIAL YEAR BY OCCUPATIONAL GROUP

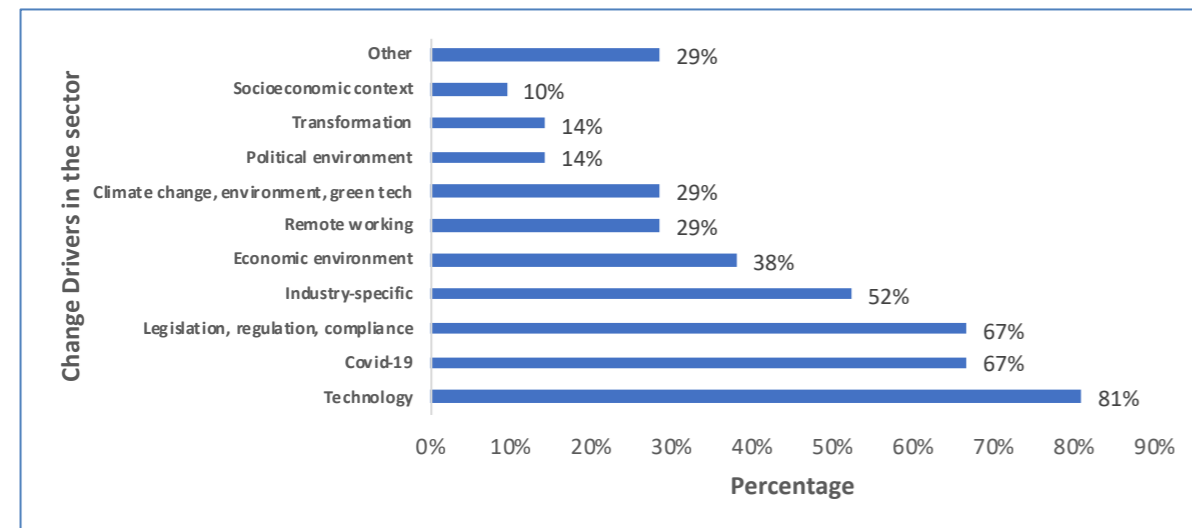


2019 before declining in 2020. The latter is explained by the COVID-19 lockdown regulations. The biggest proportion of those emigrating, according to the study survey sample, is specialist medical practitioners and general medical practitioners. These healthcare professionals, in the main, emigrate to UK, Australia, and New Zealand. Importantly, the two occupational categories form part of the HTFV as published by HWSETA over the years. This confirms emigration as one explanatory factor of occupational shortages in the health sector.

## 2.4 Technological Factors

New technologies have a profound effect on the sector. In some instances, it allows for the automation of processes, which leads to either an occupation redesign, occupation redundancy, or an occupation replacement. Simultaneously, technological developments also have a constant effect on treatment methodologies and interventions. DHET's employer interviews conducted across 21 SETAs in 2021 shows that technology (81%), COVID-19 (67%), and legal factors (67%) were key change drivers in the external environment.

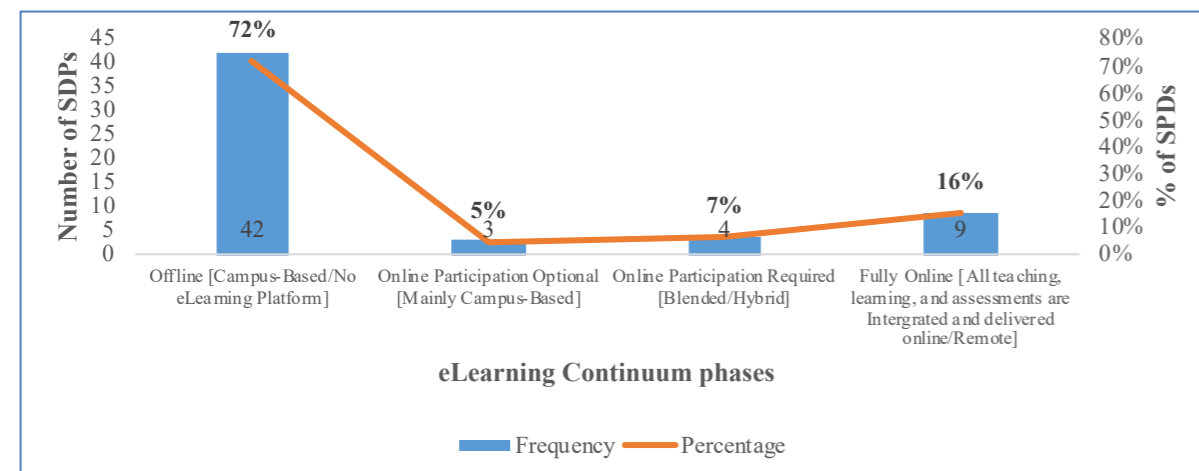
FIGURE 26: DISTRIBUTION OF CHANGE DRIVERS ACROSS 21 SETAs IN 2021



Source: DHET Employer interviews consolidated 2021

HWSETA research study assessed the exposure and adoption of the Fourth Industrial (4IR) in the health sector with specific focus on general Medical practitioners, nursing professionals, medical and pharmaceutical technicians, and clinical engineers. Findings indicate that Job losses in the health sector are unlikely to occur as a direct result of 4IR technology advancement. Instead, skill development initiatives will be required to better complement new technologies in the sector. However, COVID-19 accelerated the adoption of 4IR technologies even though challenges such as financial constraints, legislative environment barriers, and lack of appropriate skills of the workforce persists. Using the COVID-19 pandemic as an opportunity to assess the preparedness of HWSETA's Skill Development Providers (SDP) to utilize eLearning in their training, the study found that majority (72% of the sample) of SDPs are not prepared to implement eLearning due to the lack of an eLearning platform (see Figure below). This shows the extent to which external factor (COVID-19) exposed the unpreparedness of SDP's eLearning training capacity and reinforced the rural-urban divide. The training capacity of HWSETA was constrained since implementation of 2020/21 because most SDPs could not leverage on the eLearning as an alternative.

FIGURE 27: DISTRIBUTION OF SDPs IN A SAMPLE ACROSS THE ELEARNING CONTINUUM PHASES

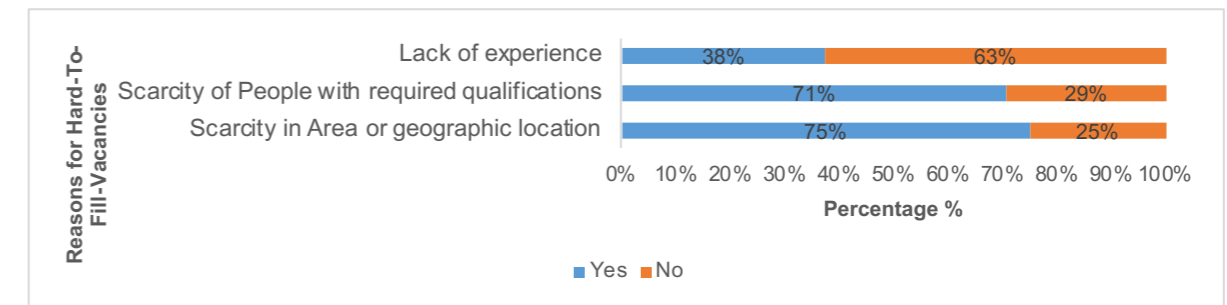


Source: HWSETA eLearning study 2021

## 2.5 Physical environmental Factors

The spatial differences and biases (rural vs urban) worsen the mismatch between demand and supply in the health and social development sector due to in-migration (see Figure below). It is further reinforced by the reliance on technology limiting access to opportunities to those from rural areas with less resources.

FIGURE 28 : DISTRIBUTION OF HARD-TO-FILL-VACANCIES REASONS IN 2021/22 FINANCIAL YEAR



Source: HWSETA SSP Update 2023/24

## 2.6 Legal and regulatory Factors

The changes to the scopes of practice emanates from shifting service demands and technological progress which necessitate changes to the scopes of practice of some professions and occupations in the sector. For example, qualifications in community health, community development, and child and youth care have been registered in the last couple of years. In pursuit of professionalism and practice standards across the professions, the healthcare and social service practitioners are required to engage in mandatory accredited continuing professional development (CDP) to retain their registration status. All private and public health facilities are subjected to inspection, quality assurance, and accreditation processes controlled by the Office of Health Standards Compliance (OHSC) created in 2013 (National Treasury 2015a; OHSC 2015).

The Department of Social Development's sector human resources plan (2021) recommends prioritization of the social service professionals education and training based on a service delivery model that links it to the workforce planning. It further emphasizes on the resourcing for social services as per the workforce planning based on the determination of the demand and supply of social service professionals.

The policy agenda for health involves the White Paper on National Health Insurance for South Africa (2015), which introduces universal healthcare policy agenda. This health care reform is now affecting the landscape of occupations in the health sector. Focus is on transitioning from curative health care to preventive health care, which translates to a shift from hospital care to primary health care. This has led to changes in the health education landscape where standards for occupations are moving towards intermediate to high skills level (that is NQF level 5-10). This now has resulted in disparities between Public Health and Private Health, as Public Health is moving towards primary health care while Private Health is predominantly characterized by hospital care. For example, lower levels of Nursing are being phased out to focus on more professional education of Nursing instead of paraprofessional which are required for hospital health care.

The review of the human resources for health focused on specific issues to address blockages within the education and training and skills development pipeline. The human resources for health crisis remains and is characterised by staff shortages and inequity in the distribution of skilled health professionals between the public and private sectors as well as between urban and rural areas. This inequity exacerbates shortages in the public health sector that takes care of most of the South African population, with an extraordinarily complex disease burden (DoH 2020, SA Lancet National Commission 2019).

## 2.7 The Health and Welfare sector landscape

The HWSETA appreciates that the skills challenges faced by its sector are vast and exist at every occupational level. The HWSETA also has a limited budget and shares the responsibility for skills development with many other role players and stakeholders. Against this background the HWSETA identified the following overarching skills development priority areas:

- Sustainable skills pipeline into the health and social development sector.
- The professionalisation of the current workforce and new entrants to the sector.
- Vital skills and skills set required to enable the state to meet its service delivery obligations as a developmental state; and
- Skills needs and gaps in the time of the COVID-19 pandemic.

These skills development priorities are viewed from a strategic perspective. Firstly, a sustainable skills pipeline enables entry into employment in the health and social development sector at different entry points. Secondly, by prioritising the professionalisation of the workforce, the HWSETA can contribute to skills interventions required to improve service quality and efficiency, and address changes to service provision. Thirdly, the HWSETA can support the large-scale skills development interventions needed for the state to enhance the lives, health, well-being, and livelihoods of its citizens.

SETAs are obliged to develop a Sector Priority Occupations list as part of their sector skills planning processes. These lists are meant to align training programmes offered in and for the sector to the scarce skills or skills shortages experienced in the sector. The SPO list is then used to guide funding decisions in the SETA, and the following is the Sectoral Priority Occupations and Intervention List for 2023-2024.

FIGURE 29: SECTORAL PRIORITY OCCUPATIONS AND INTERVENTION LIST 2023-2024

SECTORAL PRIORITY OCCUPATIONS AND INTERVENTION LIST 2023/2024									
SETA NAME	PERIOD	OCCUPATION CODE	OCCUPATION	SPECIALISATION ALTERNATIVE TITLE	INTERVENTION PLANNED BY THE SETA	NQF LEVEL	NQF ALLIGNED	QUANTITY NEEDED	QUANTITY TO BE SUPPORTED BY SETA
HWSETA	2023/24	2021-2022108	REGISTERED NURSE (MEDICAL)	Prison nurse/ Hospital nurse/ Nursing prison officer General nurse	Learnership: Advanced Diploma in Medical and Surgical Nursing	6	Y	1584,00	784
HWSETA	2023/24	2021-2022105	REGISTERED NURSE (CRITICAL CARE AND EMERGENCY)	REGISTERED NURSE (CRITICAL CARE AND EMERGENCY)	Learnership: Higher Certificate in Critical Care and Emergency Nurse	5	Y	368,00	177
HWSETA	2023/24	2021-202603	Retail Pharmacist	Pharmacist assistant/ Community Pharmacist Dispensing Pharmacist	Learnership: FETC Pharmacist Assistance	4	Y	175,00	87
HWSETA	2023/24	2021-222111	REGISTERED NURSE (OPERATING THEATRE)	REGISTERED NURSE (OPERATING THEATRE)	Learnership: NC Pharmacist Assistance	3	Y		0
HWSETA	2023/24	2021-321101	Medical Diagnostic Radiographer	Medical Diagnostic Radiation Technologist Radiographer	Bursary: Bachelor of Nursing Science	7	Y	149,00	74
HWSETA	2023/24	2019-332208	PHARMACY SALES ASSISTANT	Pharmacy Cosmetics/ Salesperson Pharmacy/ Salesperson Retail Dispensary/ Pharmacy Assistant	Bursary: Diploma in Diagnostic Radiography	5	Y	87,00	43
HWSETA	2022/23	2019-213110	MEDICAL SCIENTIST	Biomedical Technologist/ Public Health Scientist/ Clinical Biochemist/ Haemologist (Medical Research)/ Histologist/ Medical Scientific Officer	Learnership: FETYC Pharmacist Assistance	4	Y	29,00	14
HWSETA	2023/24	2021-263506	CHILD AND YOUTH CARE WORKER	Child and youth counselor	Bursary: Bachelor of Biomedical Sciences	7	Y	24,00	12
HWSETA	2023/24	2021-264201	EARLY CHILDHOOD DEVELOPMENT PRACTITIONER	Early intervention teacher/ Nursery teacher/ Pre-school coordinator/ Early childcare teacher	FETC: Child and Youth Careworker	4	Y	56,00	27
HWSETA	2023/24	2021-225101	VETERINARIAN	VETERINARIAN	Occupational Certificate: early Childhood Development practitioner	4	Y	26,00	13
HWSETA	2023/24	2021-225101	VETERINARIAN	VETERINARIAN	Bursary: Bachelor of Veterinary Sciences	8	Y	28,00	14

The HWSETA's skills development programmes and projects contained in the Sectoral Priority Occupations and Interventions List will be implemented across its operational sub-programmes and within the limitation of financial resources generated through the skills development levy.

### 3. INTERNAL ENVIRONMENT

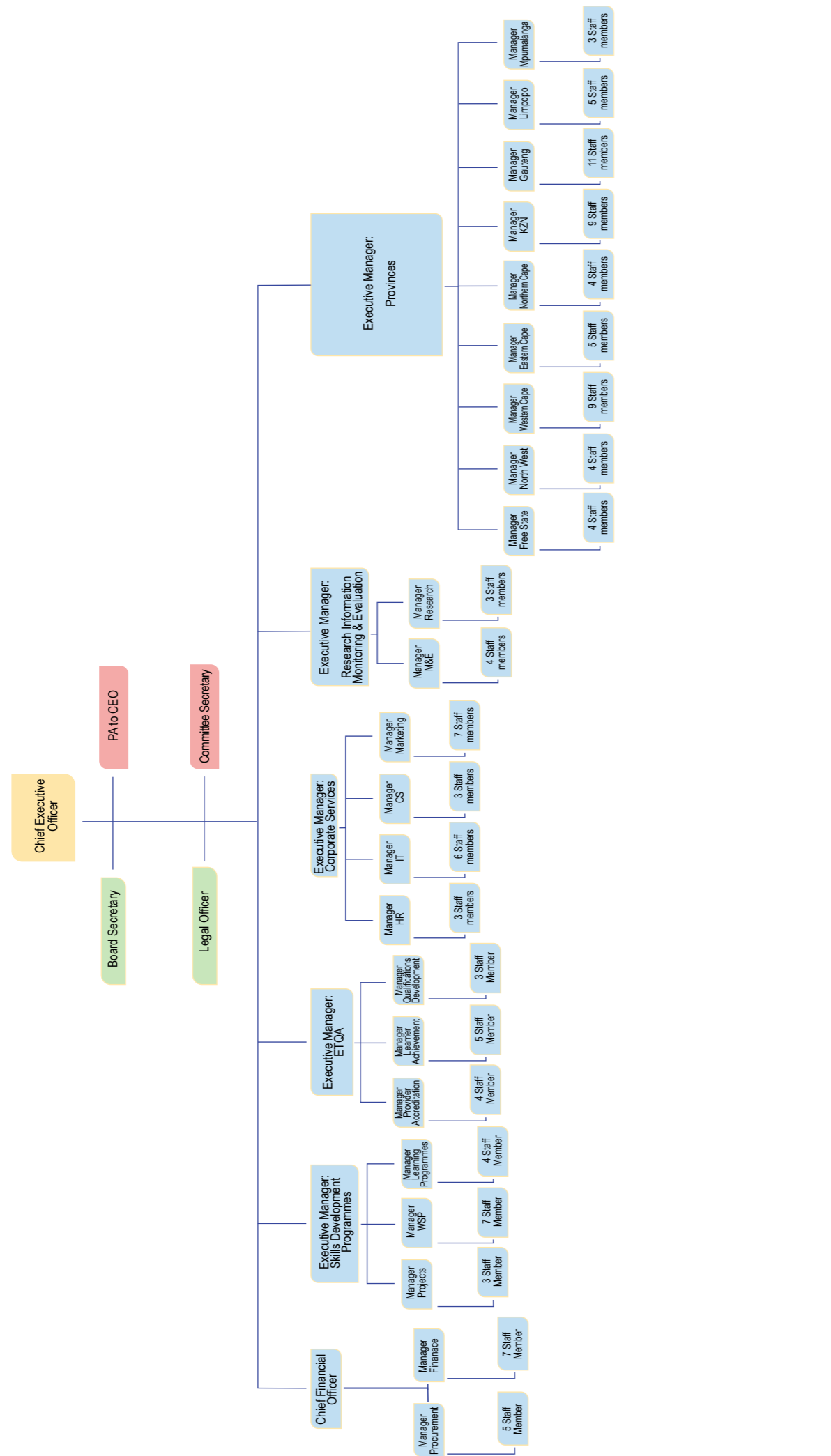
The HWSETA Board is actively and effectively involved in the process of strategy and policy development. The HWSETA vision percolates through the organization from the strategic level to the operational level. The HWSETA has management systems and policies in place and staff is aware of them. The hierarchies of authority and responsibility have been defined at every level. The HWSETA has a fully-fledged financial and accounting system. Budgeting is project-specific and fund utilization is prepared and monitored regularly through periodic reports. The HWSETA has put in place risk management systems to ensure delivery on its mandate. The HWSETA is complemented by qualified human resources capable of carrying out the implementation of the Strategic Plan and Annual Performance Plans which are in consonance with the mission and objectives of the HWSETA.

#### 3.1 Service Delivery Environment

The HWSETA has 152 positions of which 95% (key positions) are filled thus far. There is at least one provincial office located in the nine provinces of South Africa. For easy access by communities, this is being augmented by offices at the Technical and Vocational Education and Training (TVET) Colleges. The Delivery Model clearly makes a distinction between functions decentralized and those centralized. A Service Delivery Charter has been adopted to ensure uniformity and standardization in the service rendered. This is aimed at inculcating a new culture of accountability and performance management. The organogram depicting the management of the HWSETA is on the next page.



FIGURE 30: THE ORGANOGRAM OF THE HWSETA



To be efficient and achieve optimal performance, the HWSETA, in terms of programmes, is structured in the following manner:

**Programme 1: Administration**

- a) Office of the CEO comprising of Board office and Legal services;
- b) Corporate Services- includes Marketing, Human Resource and Information Technology; and
- c) Finance comprising of Supply Chain Management, Grants and general finance.

**Programme 2: Skills planning and impact assessment**

- a) Research, Information, Monitoring and Evaluation, incorporating:
  - o Research
  - o Monitoring and Evaluation

**Programme 3: Skills Development Programmes and Projects**

- a) Skills Development Programmes and Projects is responsible for:

**Sub-programme 3.1: Learning Programmes**

- i. Supports learning programmes through learnerships, skills programmes, bursaries, internships, work integrated learning, Lecturer Development and AET.

**Sub-programme 3.2: Workplace Skills Plans and Projects**

- ii. Funds projects, including Government Projects, Employer initiated Projects, Professional Body Projects.
- iii. Evaluates and approve Workplace Skills Plan.
- iv. Forming partnerships for work-based training
- v. Supports small businesses, NGOs, Trade Unions, Cooperatives

**Programme 4: Quality assurance and qualification development**

- a) Education and Training Quality Assurance incorporating:
  - o Provider Accreditation,
  - o Learner Achievement
  - o Qualification Development

The Provincial offices are rendering basic cross-cutting functions, which encapsulate all functions mentioned above.

**3.2 Human Resource Plan of the HWSETA**

The HWSETA has a well-established Human Resources Plan, which reflects:

- a) HR planning and a number of posts in the staff establishment.
- b) Recruitment strategy and employment equity plan. The recruitment strategy is to fill all key positions within the organization and to procure temporary staff members to address short-term projects or workload fluctuations. Positions will also be filled when required after a staff member has resigned from the HWSETA.
- c) Currently 61% of staff at the HWSETA are women, and 4% are people living with disabilities. Just about a quarter of employees are youth.

**3.2.1 ICT**

The automation of business processes of the HWSETA is an innovation in service delivery that is coming into fruition, as automation of the modules for core business functions; SDP and ETQA were complete and operational by 31 March 2022. The development of the Finance module was 95% complete and non-core/support functions were at 54% completion. The automation is gradually providing convenience for HWSETA stakeholders as they do not have to visit HWSETA offices for submission of application forms and other documentation. The automation of business processes is expected to improve service delivery in many ways.

**3.2.2 Finances**

- a) The estimated revenue from Skills Development Levies is conservative taking into account on average a 5.8% increase from year to year. Actual revenue in the past has at least kept abreast with CPI, and the HWSETA's levy base remains stable. Actual penalties received do vary from year to year and cannot be estimated reliably, but will not be significantly different from the estimated penalties to be received above.
- b) On 1 April 2013, a Cabinet Memorandum, Cabinet Memorandum No 53 of 2012, came into effect where all Departments of Health and Social Development must contribute 30% of their training budget to the HWSETA. The contribution is utilized as follows:

10%	Administration of the HWSETA
20%	Discretionary grant funding

- c) The contribution by Government Departments is reflected in the budget as a conservative figure due to the poor collection of this stream of levies over the last three years. These levies that add to revenue distorts the % of revenue allocated for administration and discretionary grant expenditure. Therefore, the %'s allocated for the administration of 10.5% and discretionary of 49.5%, is distorted.
- d) Discretionary grant funding of R559 million, R592 million and R627 million over the MTEF period covers the targets set out in the strategic plan.
- e) The funding model per project has been revised and projected over the MTEF period. The targets set are determined based

on a number of factors including the SSP research, strategic planning, the prior year actual achievements and Government priorities. The administration budget set aside caters for sufficient capacity within the HWSETA to meet all target set in the MTEF period. Any approved project administration costs for Programmes 2, 3 and 4 are up to 7.5% as determined by the Grant Regulations.

- f) In the past two financial years, 2020-2021 and 2021-2022, the HWSETA has committed 319% and 464% of its Discretionary Grant reserve respectively for funding with exceptional performance against predetermined targets. The HWSETA aims to drive down the current over-commitment state in the next three years of the MTEF by fast tracking the release of commitments, delaying the approval cycle of Discretionary Grant projects, and not committing any ad-hoc projects unless it is extremely important. Therefore, targets for the next three years may be lower than prior years and the base line.

### 3.2.3 Challenges to the achievement of HWSETA Mandate

Some of the challenges the HWSETA faces in order to achieve its mandate are the following:

- a) Lack of timeous compliance with the criteria of discretionary grant funding by Employers resulting in material de-commitments each year. Various strategies are being put in place to address decommitments which include engagements to understand challenges that stakeholders face and finding ways to circumvent these from affecting the implementation of training. These are on a case-to-case basis.
- b) The slow rate of prosecution of Skills Development Providers who defrauded learners due to the lack of a legislative tool for this purpose.

The likely impact of Covid-19 on the HWSETA's delivery of its mandate include the following:

- a) Resourcing of the 2023-2024 annual plan has been limited within a budget of R559 million. In prior years the HWSETA was able to plan above the expected discretionary budget as it had reserves to tap into. In 2020-2021 these reserves were depleted, thus budgeting above expected revenue has not been an option since 2021-2022. This has affected target setting for the 2023-2024 so much that targets have been reduced from baseline by up to 60%.
- b) The late start of the academic year for 2021 and the eminent risk of recurring Covid-19 waves pose challenge to entries into funding programmes for the 2022 academic year and timeous reporting of all completions.
- c) The risk of retrenchments in the NGO Sector due to reduced Department funds to this sector and reduced international donor funds due to Covid-19;
- d) The risk of Small and Emerging Business that face financial difficulty due to the current economic environment caused by the Covid-19 National Disaster lockdown regulations, may result in a sharp decline of SMEs meeting the threshold for paying the skills levy.
- e) The risk of Medium and Large Business that face financial difficulty due to the current economic environment caused by the Covid-19 National Disaster lockdown regulations, may result in a decline either in the number of businesses that meet the threshold to pay the skills levy or to reduced skills levy contributions.

### 3.3 Performance of the HWSETA in achieving 2021-2022 APP targets

Covid-19 had devastating effects on the economy of South Africa so much so that the financial year for 2021-2022 commenced with the country geared towards implementing the Economic Reconstruction and Recovery Plan. The objectives of this plan were to:

- o Create jobs, primarily through aggressive infrastructure investment and mass employment programmes
- o Reindustrialise the economy, focusing on growing small businesses
- o Accelerate economic reforms to unlock investment and growth;
- o Fight crime and corruption; and
- o Improve the capability of the state

The role of the post-school education sector cut across the above objectives as it was tasked with ensuring that the country has a sufficient number of skilled labour with requisite skills. The Department of Higher Education and Training therefore developed a skills strategy which specified the role each of its entities would have to play to ensure the sufficient number of skilled labour with requisite skills. The year was therefore dedicated at crafting the skills strategy and formulating implementation strategies. The HWSETA ensured that its strategy and annual performance plan for 2022-2023 were aligned to the skills strategy as this will be the first year of implementation.

In 2021-2022 the health and social development sector continued its fight against Covid-19 as the pandemic was still a reality of the day. The HWSETA supported a number of Covid-19 projects and also focused on skills development projects that would yield job opportunities in support of the ERRP. As thus, the HWSETA has been able to reach a performance level of 90,9% of its annual targets of the 2021-2022 APP.

The HWSETA targeted to fund a total of **23 987** students in its APP of 2021-2022 through the following programmes:

- o Workplace-based learning programs, that include learnerships, apprenticeships, TVET College Placement, University Student Placement, internships for graduates, and skills programmes;
- o Bursary programmes, that include under-graduate, post-graduate, and vocational student bursary programmes;
- o Occupationally based programmes, that include Adult Education and Training (AET), Lecturer Development, Recognition of prior learning, Trade Union Members, and NGO sector workforce and the workforce from small businesses.

This targeted number of students was exceeded as a total of **25 850 (108%)** students was funded, of which:

- o **8 126 (31%)** were workers and **17 724 (69%)** were unemployed persons.
- o **12 964 (50%)** were females and **4 253 (16%)** were males

- o **15 373 (50%)** were African
- o **152 (0,6%)** were persons with disabilities
- o **13 359 (52%)** were youth
- o **6 613 (26)** were from rural areas

These students were funded and trained through a total of **580** partnerships with **348** employers; **14** Government Departments, **40** post-school education institutions; and **178** levy-exempt organisations.

Furthermore;

- o the HWSETA funded a total of 30 Mid-level skills and Departmental projects; **25** Cooperatives; and **161** Small Businesses for skills development.
- o Completions from prior year entries, which were reported by employers during the year under review were a total of 15 334, of which:
  - o **8 982 (59%)** were workers and **6 352 (41%)** were unemployed persons.
  - o **10 836 (71%)** were females and **3 723 (24%)** were males
  - o **13 187 (86%)** were African
  - o **219 (1,4%)** were persons with disabilities
  - o **10 300 (67%)** were youth
  - o **6 082 (40%)** were from rural areas
- o The employment rate derived from a track a trace study of learners that completed learning programmes in 2020 and 2021 is **46.5%**.

### Strategy to Overcome Areas of Under-achievement

**Programme 2:** Universities will be requested by the end of the year to identifying funded students who will be continuing with their studies in the next academic year so that they can be re-entered into the post-graduate bursary programme in January or February.

**Programme 3:** Full qualifications will be offered in parts to workers so as to make it possible for employers to release their workers for training as employers could not afford to release workers for prolonged periods of time in order to attend training. Also, all completions will be collected and reported timeously. Pipeline approach will be used for bursary students to ensure that students are funded for the duration of the entire qualification as these span for multiple years.

**Programme 4:** Learners will be entered earlier on in the financial year into the RPL programme to allow for the assessments to be conducted and completed before the end of the financial year. This will make it possible to have assessment that are completed and thus reported against the indicator that measures completions for the RPL programme.

#### 3.3.1 Progress Towards the Achievement of Impacts and Outcomes

This is a review of the progress made by the HWSETA towards achieving the strategic outcomes and targets which are contained in the Strategic Plan 2020-2025. This plan maps out 6 impact statements which are broken down to 9 outcome statements and these are measured through 34 outcome indicators and targets. Progress towards the achievement of the 5-year targets is measured through evaluation studies. During the financial years 2020-2022, 22 of the 34 (65%) outcomes indicators were measured through evaluation studies, as follows:

	2020-2021	2021-2022	2022-2023	2023-2024	2024-2025
Outcomes measured annually	10	10	10	10	10
Outcomes measured once	3	9	12	12	12
Total Outcomes Measured	13	19	22	22	22
<b>BUDGET SPENT</b>	<b>R722,198</b>	<b>R2,163,600</b>	<b>R2,750,000</b>	<b>R2,750,000</b>	<b>R2,750,000</b>

Internally the HWSETA has capacity to conduct 9 evaluation studies per annum. Any work beyond this requires the support of research partners. When such support is utilised, HWSETA officials plan all studies, oversee all evaluation processes and ensure quality.

The progress made towards the achievement of outcome targets is detailed as follows:

OUTCOME NO	OUTCOME STATEMENT	INDICATOR NO	INDICATORS TO BE MEASURED	Baseline	2024-2025 Target	Actual Achievement by 30 September 2022	Data Sources	Comment on Achievement Improvements required for the remainder of the planning period
1	The HWSETA delivers on its mandate efficiently and effectively through its well capacitated organizational structure and automated business processes in the strategic period	1	The extent to which external stakeholders of the HWSETA are satisfied with efficiency and effectiveness service delivery	60%	80%	43% 54%	Stakeholder satisfaction survey	A Stakeholder Satisfaction Survey was conducted in 2021-2022 and results yielded an efficiency level of 43,25% and effectiveness level of 42,09%. Overall, therefore the HWSETA achieved an average efficiency and effectiveness level of 43%. The next stakeholder satisfaction survey will be conducted in 2023-2024.  The HWSETA will review the findings from the survey and strengthen its stakeholder relations through monitoring of adherence to service delivery charter in order to ensure that its stakeholders are attended to timeously.
2	The HWSETA provides a credible skills planning, research and evaluation system that ensures that its funding initiatives yield good impact in the strategic period.	2	The relevance of the Sector Skills Plan of the HWSETA to the DHET SSP framework	85%	85%	89% 105%	DHET SSP assessment report	The DHET peer reviews the SSP annual update to check its alignment to the research outputs stipulated in the NSDP (2030). In 2020-2021 the quality of the HWSETA SSP update was rated 85% and in 2021-2022 it was rated 89%.  The HWSETA needs to ensure that all areas of improvement from the DHET assessment are addressed to facilitate annual improvement of the quality of its SSP.
		3	The extent to which internal stakeholders of the HWSETA implement Monitoring and Evaluation recommendations	75%	80%	85% 105%	Evaluation Findings register Follow-up report	Recommendations made on M&E studies conducted in 2019-2020 were implemented in 2020-2021. Those that had not been implemented by financial year end will be implemented in 2021-2022. The next follow-up study will be conducted in 2022-2023.  Frequency of follow-up on the implementation will be improved from once per year to every six months. This is believed that it will prompt implementing managers to closely monitor their progress towards addressing resolutions of findings raised through evaluation studies.
		4	The extent to which monitoring and evaluation reports measure the strategic outcomes of the HWSETA strategic plan 2022-2025 by the end of the strategic plan.	90%	90%	65% 72%	Strategic Plan 2020-2025: mid-term progress report end-term progress report	The HWSETA evaluated 20 of the 33 strategic outcomes. Each of the evaluation reports produced have been confirmed by implementing managers.  The remaining 13 outcome indicators will be measured in 2022-2023 to 2024-2025.

OUTCOME NO	OUTCOME STATEMENT	INDICATOR NO	INDICATORS TO BE MEASURED	Baseline	2024-2025 Target	Actual Achievement by 30 September 2022	Data Sources	Comment on Achievement Improvements required for the remainder of the planning period
3	The HWSETA promotes linkages between education and the workplace to increase work-place based learning opportunities in the health and welfare sector in the strategic period.	5	The extent to which employers participate in HWSETA skills development initiatives in comparison to those that submit the WSP in the strategic period.	30%	60%	40% 60%	Desktop review report	40% of employers partnered with the HWSETA to implement learnerships, apprenticeships, and TVT/University WIL. These employers constituted 687 of the 1708 organisations that submitted their WSPs and were approved. Another desk-top review will be conducted in 2022-2024  Employers will be encouraged to increase their participation in skills development activities. Provincial Offices of the HWSETA will organize workshops targeting employers that do not participate on skills development programme and inform them about the benefits and incentives available for participating in workplace-based programmes of the HWSETA
		6	The extent to which Universities, TVET Colleges, and Professional Councils participate in HWSETA skills development initiatives in comparison to the total number of those that offer education and training in the sector	70%	80%	53% 66%	Desktop review report	53%of Universities, TVET Colleges and Other Colleges partnered with the HWSETA to implement vocational, under-grad degrees, post-grad diplomas, and post-grad degreed bursaries. These PSET institutions constituted 40 of the 76 institutions that offer training programmes funded by the HWSETA during the strategic period. Another desk-top review will be conducted in 2022-2023.  Additional universities and TVET Colleges will be lobbied to partner with the HWSETA to implement its skills development initiatives
4	The HWSETA supports the growth of the public and private college system so that colleges may qualify as centres of specialisation in the strategic period.	7	Occupational qualifications developed by the HWSETA are confirmed by the sector to be relevant to occupations on high demand	0%	100%	Undetermined	Survey report	Two qualifications were developed in 2021-2022. Track and trace study of learners trained through these qualifications will be used to confirm the relevance of these qualifications to occupations as a proxy indicator. Employers will also be interviewed about the relevance of these qualifications in 2023-2024.
		8	Increased number of lecturers whose performance in teaching improves due to skills development initiatives funded by the HWSETA in the strategic period.	35	53	19 36%	Survey Report	A survey measuring increased skills of lecturers that were funded during the strategic period was conducted in 2021-2022 and 19 lectures were identified to have improved performance due to the skills development initiatives of the HWSETA. A survey of additional cohorts will be conducted in 2023-2024.
5	The HWSETA supports career development services related to the health and welfare sector and makes them accessible to rural and targeted youth in the strategic period.	9	Number of learners from rural school exposed to career awareness services in the strategic period.	Undetermined	14400	2740 19%	Career Portal Database	Only 19% of the 5-year target was achieved in 2021-2022 due to learners that register on the career portal who do not indicate where they are coming from.  This will be strengthened going forward. A follow-up desktop analysis will be conducted in 2023-2024.

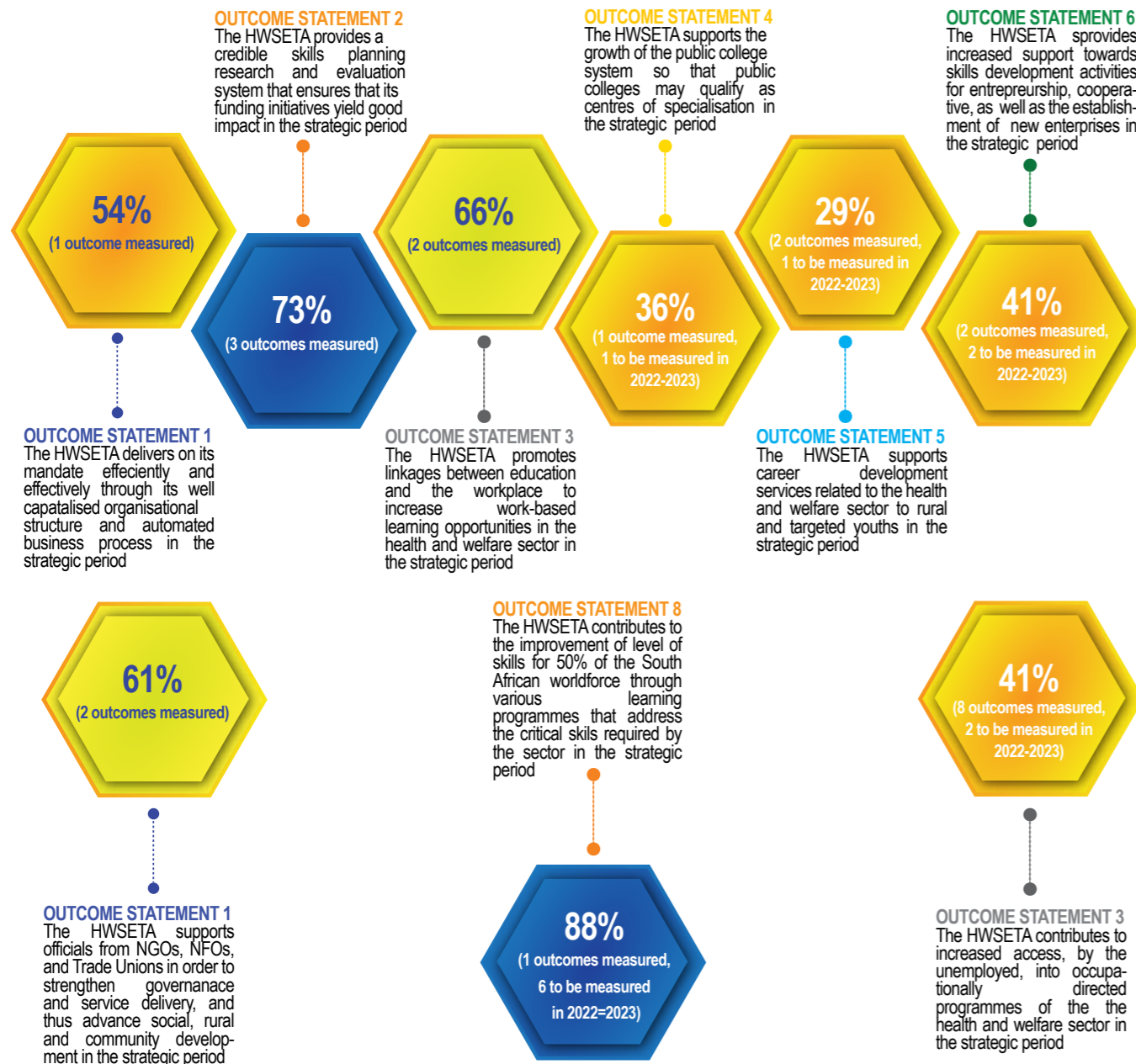
OUTCOME NO	OUTCOME STATEMENT	INDICATOR NO	INDICATORS TO BE MEASURED	Baseline	2024-2025 Target	Actual Achievement by 30 September 2022	Data Sources	Comment on Achievement Improvements required for the remainder of the planning period
		10	Percentage of learners exposed to career awareness services who enter-into HWSETA funded learning programmes in the strategic period	5%	10%	4% 40%	Bursary	10% of the 5-year target was achieved as the career portal was launched in 2021-2022. Additional bursaries will be offered in 2022-2023, and rapid assessment to evaluate the immediate outcomes of the career awareness programme will be conducted in 2023-2024.
		11	Number of career guidance practitioners funded by the HWSETA who offer their services to rural areas in the strategic period	Undetermined	36	Undetermined	Survey report	A survey will be conducted in 2022-2023 on career guidance practitioners funded by the HWSETA for training whether they do offer training in schools that are in the rural areas. A survey of additional cohorts will be conducted in 2024-2025.
6	The HWSETA provides increased support towards skills development activities for entrepreneurial, cooperative, as well as the establishment of new enterprises in the strategic period.	12	Number of cooperatives whose sustainability is strengthened through skills development initiatives funded by the HWSETA.	0	36	13 36%	Evaluation study report	Outcomes evaluation study was conducted in 2022-2023 and it confirmed that cooperatives supported by the HWSETA do achieve the desired and outcomes.
		13	Increased number of small and emerging businesses exposing their employees to skills development training in the strategic period	0	348	161 46%	Desktop review report	Of the 348 SMEs that submitted their WSPs during the strategic period, 161 SMEs exposed their workers to skills development training, resulting in an achievement of 46% of the strategic target. A rapid assessment of the outcomes of the SME project of the HWSETA will be conducted in 2023-2024.
		14	Number of enterprises established with the support of the HWSETA in the strategic period.	0	200	Undetermined	Survey report	This outcome is new as it supports the new strategy of the HWSETA to capacitate unemployed social service graduate to open up social enterprises.
		15	Increase in the percentage of health and welfare sector large, medium, and small firms that actually send employees for training as per WSPs to the health and social development sector in the strategic period	Undetermined	60%	Undetermined	Database analysis report	Database analysis will be conducted to compare the number of levy paying and non-levy paying employers that actually implement their WSPs submitted to the HWSETA. Also, a database analysis will be conducted on non-levy paying. This will show the level of participation of employers on skills development.
7	The HWSETA supports officials from NGOs, NPOs, and Trade Unions in order to strengthen governance and service delivery, and thus advance social, rural, and community development in the strategic period	16	Increased number of levy exempt organisations exposing their employees to skills development training that is relevant to their work in the strategic period	300	400	179 45%	Database analysis report	Database analysis will be conducted in 2022-2023 to compare the number of levy exempt organisations that submit WSPs and those that participate in skills development initiatives of the HWSETA.

OUTCOME NO	OUTCOME STATEMENT	INDICATOR NO	INDICATORS TO BE MEASURED	Baseline	2024-2025 Target	Actual Achievement by 30 September 2022	Data Sources	Comment on Achievement Improvements required for the remainder of the planning period
		17	Increased number of trade union officials exposed to skills development programmes that are relevant to their skills needs in the strategic period	234	253	192 76%	Survey report	A survey will be conducted in 2022-2023 to find out the relevance of skills development training union officials are exposed to and also assess whether the skills needs of these officials are met.
8	The HWSETA contributes to the improvement of level of skills to 50% of the health and welfare sector workforce through various learning programmes that address critical skills in the strategic period.	18	Number of workers who progress to higher positions of employment after successful completing learnerships funded by the HWSETA	1485	1485	Undetermined	Tracer study report	Tracer studies for workers will be conducted on all workers whose training was funded by the HWSETA in 2022-2023
		19	Number of workers who progress to higher positions of employment after successful completing apprenticeships funded by the HWSETA	80	75	Undetermined	Tracer study report	
		20	Number of workers who progress to higher positions of employment after successful completing under-graduate and post-graduate degrees funded by the HWSETA	159	159	Undetermined	Tracer study report	
		21	Number of workers who progress to higher positions of employment after successful completing post-graduate degrees funded by the HWSETA	36	36	Undetermined	Tracer study report	
		22	Number of workers whose performance improves after successful completing skills programmes, funded by the HWSETA.	6198	6198	Undetermined	Tracer study report	
		23	Number of workers who obtain full qualifications after successfully completing AET programmes funded by the HWSETA	660-	660	Undetermined	Tracer Study report	
		24	Number of workers who obtain full qualifications after successfully completing RPL programmes funded by the HWSETA	342	342	302 86%		

OUTCOME NO	OUTCOME STATEMENT	INDICATOR NO	INDICATORS TO BE MEASURED	Baseline	2024-2025 Target	Actual Achievement by 30 September 2022	Data Sources	Comment on Achievement Improvements required for the remainder of the planning period	
9	The HWSETA contributes to increased access by the unemployed into occupationally directed programmes in the health and welfare sector during the strategic period	25	Unemployed persons who find employment after successfully completing internships for graduates funded by the HWSETA in the strategic period	University Graduates	610	610	226 37%	Tracer Study report	Progress made in 2021-2022 towards meeting the 5year target reached 25% of the target. 226/950 (25%) unemployed persons funded for internships found jobs six months after completing their internship programmes. Another track and trace study will be conducted in 2022-2023 and learners that completed in quarter 4 2021-2022 and quarters 1 to 3 of 2022-2023 will be followed.
			TVET College Graduates	0	305]	Undetermined	Tracer study report		
		26	Unemployed persons who find employment after successfully completing vocational programmes, funded by the HWSETA in the strategic period.		572	835	Undetermined	Tracer study report	Track and trace study for the unemployed did not include students funded through vocational bursaries mainly because the support that was given was not for the entire programme. In 2022-2023 the HWSETA will track learners that actually complete their vocational qualifications and then identify those that find jobs at least six months after completing their qualifications.
		27	Unemployed persons who find relevance to skills programmes, funded by the HWSETA in the strategic period.		1500	4316	Undetermined	Tracer study report	A track and trace study will be conducted in 2022-2023.
		28	Unemployed persons who find employment after successfully completing learnerships funded by the HWSETA in the strategic period.		1400	1400	483 35%	Tracer study report	Progress made in 2021-2022 towards meeting the 5year target reached 34.5% of the target. 483/1400 (34.5%) unemployed persons funded for learnerships found jobs six months after completing their qualifications. Another track and trace study will be conducted in 2022-2023 and learners that completed in quarter 4 2021-2022 and quarters 1 to 3 of 2022-2023 will be followed.
		29	Unemployed persons who find employment after successfully completing apprenticeships funded by the HWSETA in the strategic period		150	150	85 57%	Tracer study report	Progress made in 2021-2022 towards meeting the 5year target reached 57% of the target. 85/150 (57%) unemployed persons funded for apprenticeships found jobs six months after completing their qualifications. Another track and trace study will be conducted in 2022-2023 and learners that completed in quarter 4 2021-2022 and quarters 1 to 3 of 2022-2023 will be followed.
30	Unemployed persons who find employment after successfully completing university degrees funded by HWSETA undergraduate programme in the strategic period		262	262	135 52%	Tracer study report	Progress made in 2021-2022 towards meeting the 5year target reached 51.5% of the target. 354/262 (51.5%) unemployed persons funded through bursaries for university undergraduate programmes found jobs six months after completing their qualifications. Another track and trace study will be conducted in 2022-2023 and learners that completed in quarter 4 2021-2022 and quarters 1 to 3 of 2022-2023 will be followed.		

OUTCOME NO	OUTCOME STATEMENT	INDICATOR NO	INDICATORS TO BE MEASURED	Baseline	2024-2025 Target	Actual Achievement by 30 September 2022	Data Sources	Comment on Achievement Improvements required for the remainder of the planning period						
		31	Unemployed persons who find employment after successfully completing university degrees funded by HWSETA post-graduate programme in the strategic period	undetermined	120	35 29%	Tracer study	Progress made in 2021-2022 towards meeting the 5year target reached 39% of the target. 35/90 students that completed post-graduate degrees were tracked and confirmed through self-disclosure.\ Multiple data collection sources will be used to secure a higher response rate as this usually affects the results of the tracer study						
								32	The percentage of the unemployed who find employment after completing learning programmes funded by the HWSETA in the strategic period.	60%	60%	46.5% 77.5%	Synthesis of tracer studies report	A tracer study was conducted on unemployed learners that completed learning programs funded by the HWSETA through learnerships, bursaries, artisans and internships. The overall employment rate yielded by tracer study conducted in 2020-2021 was 60%, and the one yielded by the 2021-2022 study was 33%. This therefore results in an average employment rate of 46.5% over the two years of the strategic period.
								33	Number of unemployed persons who obtain their TVET College qualification after successfully completing TVET College Work Integrated (WIL) Learning programmes funded by the HWSETA in the strategic period	685	685	142 21%	Tracer study report	Multiple data collection sources will be used to secure a higher response rate as this usually affects the results of the tracer study
		34	Number of unemployed persons who obtain their university qualifications after successfully completing university Work Integrated (WIL) Learning programmes funded by the HWSETA in the strategic period	1211	1211	204 21%	Tracer study report	Multiple data collection sources will be used to secure a higher response rate as this usually affects the results of the tracer study						

In summary, the achievement of these targets against the outcome statements is provided below in percentage average achievement as follows:



The twelve outcome indicators whose performance had not yet been measured by 30 September 2022 will have been measured by June 2023 and a mid-term report showing the performance of the HWSETA for all 34 outcome indicators will be compiled and submitted to the Board in August 2023.

The two diagrams above show a high-level performance review of the achievement of the strategic outcomes as at 30 September 2022. The review is based on measuring outputs from 2020-21 and 2021-22 through evaluation studies. As such, the expected level of performance is 40% at the level of indicator targets.

To calculate the aggregated achievement for each of the outcome statements, indicator targets falling under the same outcome statement were averaged. As thus, outcome statements 1, 2, 3, 6, 7, 8 and 9 have an aggregated average performance that is above 40%. While outcome statement 4 and 5 have an aggregated performance falling below 40%.

#### Reasons for this low achievement

Performance for outcome 4 is affected by TVET College lecturer development, where 37% of the lecturers did not respond to the survey questionnaire. A follow-up on the non-responses will be made to improve the response rate and then perhaps improve the performance of this outcome statement in preparation for the mid-term review report that will be issued in August 2023. Performance for outcome statement 5 is affected by the low number of learners that register their addresses on the career portal rendering it difficult to account for the geographic location of all learners that visit the portal. The field for address has been marked as mandatory on registration to the portal

### 3.4 Description of the strategic planning process

In August and September, the Board, the CEO and the Executive Managers convened two Strategic Planning workshops with stakeholders from the Health and Social Development sectors. These workshops were focused on engaging stakeholders that are key to the implementation of the ERRP skills strategy, the Revised 2019-2024 MTSF, and the Human Resource Strategies for Health and Social Development. Findings from these workshops are included in this strategic plan and there are partnerships going forward that will be forged to ensure that these Government Priorities are implemented.

A Risk Assessment Workshop was also convened by the Board and Executive Management. At this workshop an analysis of the "control measures culture" that exists at the HWSETA was undertaken, the top 10 strategic HWSETA risks were identified and a risk register was compiled. The results of the Risk Assessment Workshop are incorporated into HWSETA's Strategic Business Plan, whereby action plans to mitigate the impact of these risks are formulated, costed, and included in the Annual Business Plan. There is an ongoing monitoring process by both the Audit and Risk Committee and the Board. On an ongoing basis, the CEO and the Executives meet and identify other risks which might emerge during implementation, and the Risk Register is amended to factor those. Further advocacy is provided by the presence of Internal Auditors in these meetings.

#### 3.4.1 The HWSETA Planning process can be described as follows:

- The management team of the HWSETA undertakes a scanning exercise. This is usually done through the research that underpins the 5-year sector skills plan. The sector skills plan notes significant developments in the Health and Social Development Sectors and from this, the scarce and critical skills list is derived. The SSP contributes towards situational analysis and description of the external environment of the HWSETA for the strategic plan
- The second step is to take note of significant national government imperatives announced over the past year. For example, the ERRP skills strategy, the revised MTSF 2019-2024, the human resource strategies of the Departments of Health and Social Development, and the National Digital and Future Skills for South Africa Act.
- A Management Planning workshop is held in which the Management team unpacks the documents listed above. A draft HWSETA Strategic Plan is developed.
- This draft plan is then presented to the Board at a workshop where Board members give additional inputs and where their sectoral experience and local knowledge influences the draft plan.
- The HWSETA management team develops a final Strategic Plan and Budget and this is presented to the Board for final approval.
- The annual performance plan then becomes the basis of the management plan in which delivery is structured over the 4 quarters.
- The 4-quarter plan forms the basis of the CEO review sessions each quarter and the performance report to the quarterly Board meetings. If and when required, corrective action plans will be put in place to deal with items not progressed satisfactorily.

# PART C: MEASURING THE PERFORMANCE OF THE HEALTH AND WELFARE SETA

## 1. Institutional Programme Performance Information

### Programme 1: Administration

Purpose: This programme is responsible for the overall strategic management and support to the HWSETA operations divisions. The goal of this programme is to ensure that the HWSETA is well-positioned and capacitated to deliver on its targets. This programme cuts across a number of divisions and functional areas including Finance, which incorporates procurement and grants management, Corporate Services, which incorporates Human Resource Management, Information Technology and Marketing.

Outcome Statement	Output No	Output Statement	Output Indicator No	Output Indicator	ANNUAL TARGETS					
					Audited/Actual Performance		Estimated Performance	MTEF PERIOD		
					2019-2020	2020-2021	2021-2022	2022-2023	2023-2024	2024-2025
The HWSETA provides an efficient and effective skills planning, programme implementation and evaluation system which identifies occupations in high demand during the strategic period.	18	The HWSETA is capacitated to deliver on its mandate and achieve its targets in the reporting period	18.1	Percentage of filled positions in the HWSETA organizational structure of the HWSETA to facilitate the delivery of its mandate and achievement of its targets in the reporting period	96%	96%	95% <sup>1</sup>	95%	95%	95%
			18.2	Number of HWSETA Good Governance Reports submitted to the Department of Higher Education and Training in the reporting period.	4	4	4	4	4	4
	20	The HWSETA business processes are automated and integrated for effective delivery of services to the sector in the reporting period	20	Percentage of business processes automated and confirmed by stakeholders as useful for efficient service delivery in the reporting period	87%	88%	92%	90%	90%	90%

Outcome Statement	Output No	Output Statement	Output Indicator No	Output Indicator	ANNUAL TARGETS						
					Audited/Actual Performance		Estimated Performance	MTEF PERIOD			
					2019-2020	2020-2021	2021-2022	2022-2023	2023-2024	2024-2025	2025-2026
The HWSETA makes career development services related to the health and welfare sector accessible to rural and targeted youth in the strategic period.	15	The HWSETA makes career development services accessible to school and post-school youths <sup>3</sup> , mainly from rural areas, in the reporting period	15	Number of school and post-school youth <sup>2</sup> from urban and rural areas <sup>3</sup> reached through career development awareness programmes in the reporting period	11666 (56 events)	8363 (11 events)	8 402 <sup>4</sup> (14 events)	12000 (10 events)	4 250 (5 events)	3 250 (5 events)	3 250 (5 events)

<sup>1</sup>This indicator identifies business processes planned to be automated, confirms their automation as well as usefulness of that automation by stakeholders who are users of the automated business processes in the reporting period.

<sup>2</sup> Post-school youth refers to unemployed youth as defined in the Green Paper on post school education. Post-school youth refers to youth Not in Employment, Education, and Training (NEET), and priority is given to those from rural and urban nodes, youth living with disabilities, females youth and Black youth based on the transformational targets contained in the 2023-2024 APP.

<sup>3</sup> School Youths are comprised by pupils still in school, from grade 9 to 12. Post-school youth comprise 15 year olds who are outside the schooling system either due to dropping out of school or from completing matric. These youths are grouped by location, either by being from urban or rural areas. The location of school youths is identified through the school in which this youth attended career development awareness event as a proxy indicator. The location of post-school youth is identified through the addresses these youth provide on the career portal of the HWSETA.

<sup>4</sup> Focus of the career development programmes is on occupations in high demand.

<sup>5</sup> The audited/actual performance were not disaggregated by urban or rural areas

**Programme 2: Skills planning and impact assessment**

**Purpose:** The HWSETA has configured this programme to include two sub-divisions, namely Research and Information and Monitoring and Evaluation. Each sub-division is headed by its own manager. The HWSETA utilizes this programme to implement skills planning related projects that include development and update of the sector skills plan, research leading to a better understanding of the dynamics surrounding sectoral labour market, production of new knowledge in the sector and development of new researchers in the sector. This programme also implements the vital and timely evaluation and impact assessments of projects and programmes implemented by the HWSETA. These are vital for lessons learned and ensuring that projects contribute positively to the sector and desired impacts are achieved.

Outcome Statement	Output No	Output Statement	Output Indicator No	Output Indicator	ANNUAL TARGETS						
					Audited/Actual Performance		Estimated Performance	MTEF PERIOD			
					2019-2020	2020-2021		2021-2022	2022-2023	2023-2024	2024-2025
The HWSETA provides an efficient and effective skills planning, programme implementation and evaluation system which identifies occupations in high demand during the strategic period.	12	The SSP updates and research reports produced by the HWSETA are noted and disseminated to internal <sup>6</sup> and external <sup>7</sup> stakeholders, as well as the general public, through various dissemination platforms in the reporting period.	12	Number of SSP updates <sup>8</sup> and applied research reports completed and noted by key stakeholders <sup>9</sup> in the reporting period	3	5	6	5	6	6	6
	5	The monitoring, evaluation, and impact studies, including tracer studies, produced by the HWSETA, are noted and disseminated to internal and/or external stakeholders through various dissemination platforms in the reporting period.	5	Number of monitoring, evaluation, and impact studies, including tracer studies, completed and noted by key stakeholders <sup>10</sup> as measuring the performance of learning programmes and projects implemented by the HWSETA in the reporting period	2	4	5	6	6	6	6

<sup>6</sup> Internal stakeholders include HWSETA implementing Managers, or Executive Managers and/or one of the Board Committees

<sup>7</sup> External stakeholders include employers, skills development providers, and/or beneficiaries

<sup>8</sup> The SSP update is an annual update that precedes the strategic planning and operational planning process. The SSP is an applied research report. What is peculiar about this report is that it is legislated and therefore regulated by the DHEI. Also, it has a specific objective of informing the sector about the overall skills needs. The specific mention of the SSP in the indicator is to emphasise its inclusion as one of the research reports to be reported on.

<sup>9</sup> Noting of SSP update and research reports by stakeholders refers to the presentation of findings to one of the Board Committees

<sup>10</sup> Stakeholders include either internal or external stakeholders of the HWSETA.

Outcome Statement	Output No	Output Statement	Output Indicator No	Output Indicator	ANNUAL TARGETS						
					Audited/Actual Performance		Estimated Performance	MTEF PERIOD			
					2019-2020	2020-2021		2021-2022	2022-2023	2023-2024	2024-2025
The HWSETA contributes to the improvement of level of skills to 50% of the health and welfare sector workforce through various learning programmes that address critical skills in the strategic period.	6	Workers in the health and welfare sector given bursaries by the HWSETA complete post-graduate degree <sup>9</sup> qualifications funded by the HWSETA and are reported to the HWSETA within 12 months of completion in the reporting period	6 (1)	Number of workers entered-into the HWSETA post-graduate degree bursaries <sup>10</sup> in the reporting period	68	76	60	60	60	60	60
			6 (2)	Number of workers re-entered-into the HWSETA post-graduate degree bursaries in the reporting period	0	16	5	24	11	11	11
			6 (3)	Number of workers reported to the HWSETA for having completed post-graduate degree qualifications funded by the HWSETA in the reporting period	10	21	35	24	28	28	28
			27 (1)	Number of unemployed persons entered-into the HWSETA post-graduate degree bursaries in the reporting period	65	70	41	40	40	40	40
			27 (2)	Number of unemployed persons re-entered-into the HWSETA post-graduate degree bursaries in the reporting period	0	19	8	16	14	14	14
			27 (3)	Number of unemployed persons reported to the HWSETA as having completed postgraduate degree qualifications funded by the HWSETA in the reporting period	6	11	28	16	20	20	20

<sup>9</sup> According to the Higher Education Qualifications Framework Higher Education Act, 1997 (Act No. 101 of 1997) the National Qualifications Framework has ten levels. Higher education qualifications occupy six levels of the NQF; levels 5 to 10. Levels 5-7 are under-graduate and levels 8-10 are post-graduate. The framework comprises the following qualification types: Under-graduate Qualifications • Higher Certificate • Advanced Certificate • Diploma • Advanced Diploma • Bachelor's Degree; Post-graduate Qualifications • Honours Degree • Master's Degree • Doctoral Degree. The HWSETA however has to operationalize its Undergraduate and Post-graduate programmes to represent the following types of qualifications: Undergraduate bursary programme to fund: Higher Certificate • Advanced Certificate • Diploma • Advanced Diploma • Bachelor's Degree • Post-graduate Diploma. Post-graduate bursary programme to fund: Honours Degree • Master's Degree • Doctoral or PhD Degrees. •

<sup>10</sup> Post-graduate bursaries therefore supports; Honours Degrees • Master's Degrees • Doctoral or PhD Degrees



**Programme 3: Skills Development Programmes and Projects**

Purpose: The purpose of this programme is to provide skills for learners in the workplace is scarce and critical areas with the health and welfare sectors. To this end, this programme is responsible for the implementation of learning programmes, approval of grants and implementation of projects. It also provides policy and advice to employers wishing to access grants from the HWSETA.

**Sub-Programme 3.1: Learning Programmes**

Purpose: The purpose of this sub-programme is to implement learning programmes. It also provides policy and advice to employers wishing to access grants from the HWSETA.

Outcome Statement	Output No	Output Statement	Output Indicator No	Output Indicator	ANNUAL TARGETS								
					Audited/Actual Performance				Estimated Performance			MTEF PERIOD	
					2019-2020	2020-2021	2021-2022	2022-2023	2023-2024	2024-2025	2025-2026		
The HWSETA contributes to the improvement of level of skills to 50% of the health and welfare sector workforce through various learning programmes that address critical skills in the strategic period.	3	Workers from the health and welfare sector with learnership agreements registered with the HWSETA as industry funded or HWSETA funded programmes and are reported to the HWSETA within 12 months of completion in the reporting period	3 (1)	Number of workers whose learner agreements are registered with the HWSETA for learnerships as industry funded or HWSETA funded in the reporting period	3425	1023	955	2125	955	955	955		
	3		3 (2)	Number of workers reported to the HWSETA as having completed learnership programmes registered with the HWSETA as industry or HWSETA funded in the reporting period	133	0	22	1000	593	593	593		
	4	Employed apprenticeships and trainee technicians entered-into the HWSETA apprenticeship programme and are reported to the HWSETA within 12 months of completion in the reporting period.	4 (1)	Number of employed apprentices and trainee technicians entered- into the HWSETA funded apprenticeship programme in the reporting period	34	16	49	50	35	35	35		
	4		4 (2)	Number of employed apprentices and trainee technicians reported to the HWSETA as having completed apprenticeships funded by the HWSETA in the reporting period	0	0	91	25	20	20	20		

Outcome Statement	Output No	Output Statement	Output Indicator No	Output Indicator	ANNUAL TARGETS								
					Audited/Actual Performance				Estimated Performance			MTEF PERIOD	
					2019-2020	2020-2021	2021-2022	2022-2023	2023-2024	2024-2025	2025-2026		
The HWSETA contributes to the improvement of level of skills to 50% of the health and welfare sector workforce through various learning programmes that address critical skills in the strategic period.	6	Workers in the health and welfare sector given bursaries by the HWSETA complete under-graduate and post-graduate diploma qualifications funded by the HWSETA and are reported to the HWSETA within 12 months of completion in the reporting period	6 (4)	Number of workers entered-into the HWSETA undergraduate and post-graduate diploma bursaries in the reporting period	712	232	686	585	585	614	644		
					6 (5)	Number of workers re-entered-into the HWSETA undergraduate qualifications and post-graduate diploma bursaries in the reporting period	0	0	50	150	25	25	
							6 (6)	Number of workers reported to the HWSETA for having completed undergraduate qualifications and post-graduate qualifications funded by the HWSETA in the reporting period	228	19	57	100	40
8	Workers from the health and welfare sector entered-into credit and non-credit bearing skills programmes funded by the HWSETA complete these programmes and are reported to the HWSETA within 12 months of completion in the reporting period	8 (1)	Number of workers entered-into credit and non-credit bearing skills programmes funded by the HWSETA in the reporting period	8264	23280	5388			7470	6000	6000		
				8 (2)	Number of workers reported to the HWSETA as having completed credit and non-credit bearing skills programmes funded by the HWSETA in the reporting period	1308	20289	3163	4500	5000	5000		

Outcome Statement	Output No	Output Statement	Output Indicator No	Output Indicator	ANNUAL TARGETS						
					Audited/Actual Performance			Estimated Performance	MTEF PERIOD		
					2019-2020	2020-2021	2021-2022		2022-2023	2023-2024	2024-2025
		Workers from the health and welfare sector entered-into Adult Education and Training (AET) programmes funded by the HWSETA complete these programmes and are reported to the HWSETA within 12 months of completion in the reporting period	21 (1)	Number of workers entered-into AET programmes funded by the HWSETA in the reporting period	1925	0	324	275	165	165	165
	21		21 (2)	Number of workers reported to the HWSETA as having completed AET programmes funded by the HWSETA in the reporting period	294	0	8	270	130	130	130
The HWSETA supports the growth of the public and private college system so that colleges may qualify as centres of specialization in the strategic period.	17	The HWSETA supports public college students and lecturers through vocational and occupational training bursaries in the reporting period	17 (1)	Number of students and lectures from TVET and other public colleges funded by the HWSETA through vocational and occupational training bursaries in the reporting period	2317	1279	875	640	662	696	732
				a) TVET and other public College Students							
			17 (2)	Number of students and lecturers from TVET and other public colleges reported to the HWSETA as having completed training funded by the HWSETA through vocational and occupational training bursaries in the reporting period	364	88	496	400	374	374	374
				b) TVET and other public College Lecturers	0	0	0	0	12	13	15
				a) TVET and other public College Students	0	0	0	0	6	6	6
				b) TVET and other public College Lecturers	0	0	0	0	6	6	6

Outcome Statement	Output No	Output Statement	Output Indicator No	Output Indicator	ANNUAL TARGETS						
					Audited/Actual Performance			Estimated Performance	MTEF PERIOD		
					2019-2020	2020-2021	2021-2022		2022-2023	2023-2024	2024-2025
The HWSETA supports the growth of the public and private college system so that colleges may qualify as centres of specialization in the strategic period.	16	The HWSETA supports public college lecturers to improve onsite practical and vocational capacity in the reporting period	16(1)	Number of lecturers <sup>11</sup> and Managers from TVET and other public colleges <sup>12</sup> funded by the HWSETA for skills development in the reporting period	200	32	57	25	15	15	15
				a) TVET and other College Lecturers							
				b) Career Guidance Lecturers	0	0	15	15	15	15	15
				c)Managers trained on curriculum related studies	0	0	0	0	20	20	20
			16(2)	Number of lecturers and Managers from TVET and other public colleges reported to the HWSETA as having completed training funded by the HWSETA in the reporting period	32	0	35	15	14	14	14
				a) TVET and other College Lecturers							
				b) Career Guidance Lecturers	0	0	0	10	15	15	15
				c)Managers trained on curriculum related studies	0	0	0	0	16	16	16
The HWSETA contributes to increased access by the unemployed into occupationally directed programmes in the health and welfare sector during the strategic period	28	The TVET, other colleges, and university students funded by the HWSETA for work integrated are reported to the HWSETA as having completed the programme within 12 months of completion in the reporting period.	28 (1)	Number of TVET and other college students entered-into work integrated learning programmes funded by the HWSETA in the reporting period	1053	768	1063	800	800	700	700
				a) TVET and other college students reported to the HWSETA as having completed the work integrated learning programmes funded by the HWSETA in the reporting period							
			28 (2)	Number TVET and other college students reported to the HWSETA as having completed the work integrated learning programmes funded by the HWSETA in the reporting period	137	92	7	500	480	480	480

<sup>11</sup> Lecturers includes educators of colleges as well as career guidance teachers at schools

<sup>12</sup> Other Public Colleges can be described as Health and Social Sector Colleges which comprise Colleges that are recognised by Professional Councils, such as the Nursing Council for Nursing Colleges, the HPCSA for Emergency Services Colleges, HPCSA for Psychology Colleges, Pharmacy Council for Pharmacy Colleges, Various religious councils for various religious colleges, Veterinary Council for Agricultural Colleges etc. These colleges are a priority to the HWSETA as they are colleges in the health welfare sector.

Outcome Statement	Output No	Output Statement	Output Indicator No	Output Indicator	ANNUAL TARGETS						
					Audited/Actual Performance		Estimated Performance	MTEF PERIOD			
					2019-2020	2020-2021	2021-2022	2022-2023	2023-2024	2024-2025	2025-2026
		The unemployed graduates funded by the HWSETA for internships are reported to the HWSETA within 12 months of completion in the reporting period.	7 (1)	Number of unemployed graduates entered-into the internship programme funded by the HWSETA in the reporting period	1163	1220	1157	1210	750	763	763
				b) TVET and other Public College <sup>13</sup> Graduates	0	0	0	0	325	326	326
	7		7 (2)	a) University Graduates Number of unemployed graduates reported to the HWSETA as having completed the internship programme funded by the HWSETA in the reporting period	218	152	1125	1210	610	610	610
		Unemployed apprentices and trainee technicians entered-into the HWSETA apprenticeship programme complete the programme and are reported to the HWSETA within 12 months of completion in the reporting period.	26 (1)	Number of unemployed apprentices and trainee technicians entered- into the HWSETA funded apprenticeship programme in the reporting period	357	123	102	100	100	100	100
			26 (2)	Number of unemployed apprentices and trainee technicians reported to the HWSETA as having completed apprenticeships funded by the HWSETA in the reporting period	122	148	158	60	50	50	50

Outcome Statement	Output No	Output Statement	Output Indicator No	Output Indicator	ANNUAL TARGETS						
					Audited/Actual Performance		Estimated Performance	MTEF PERIOD			
					2019-2020	2020-2021	2021-2022	2022-2023	2023-2024	2024-2025	2025-2026
		Unemployed persons awarded bursaries by the HWSETA for post-school education complete the under-graduate <sup>14</sup> and post-graduate diploma qualifications and are reported to the HWSETA within 12 months of completion in the reporting period.	27 (4)	Number of unemployed persons entered-into the HWSETA undergraduate qualifications and post-graduate diploma bursaries <sup>15</sup> in the reporting period	512	540	343	540	440	440	440
	27		27 (5)	Number of unemployed persons re-entered-into the HWSETA undergraduate qualifications and post-graduate diploma bursaries in the reporting period	0	182	577	185	200	200	200
			27 (6)	Number of unemployed persons reported to the HWSETA as having completed undergraduate qualifications and post-graduate diploma qualifications funded by the HWSETA in the reporting period	328	374	463	350	200	200	200
		The TVET, other colleges, and university students funded by the HWSETA for work integrated are reported to the HWSETA as having completed the programme within 12 months of completion in the reporting period.	32 (1)	Number of university students entered-into work integrated learning programmes funded by the HWSETA in the reporting period	1096	256	810	275	250	250	250
	32		32 (2)	Number university students reported to the HWSETA as having completed the work integrated learning programmes funded by the HWSETA in the reporting period	422	352	438	200	160	160	160

<sup>13</sup> Other Public Colleges can be described as Health and Social Sector Colleges which comprise Colleges that are recognised by Professional Councils, such as the Nursing Council for Nursing Colleges, the HPCSA for Emergency Services Colleges; HPCSA for Psychology Colleges, Pharmacy Council for Pharmacy Colleges; Various religious councils for various religious colleges, Veterinary Council for Agricultural Colleges etc. These colleges are a priority to the HWSETA as they are colleges in the health welfare sector.

<sup>14</sup> According to the Higher Education Qualifications Framework Higher Education Act, 1997 (Act No. 101 of 1997) the National Qualifications Framework has ten levels. Higher education qualifications occupy six levels of the NQF, levels 5 to 10. Levels 5-7 are under-graduate and levels 8-10 are post-graduate. The framework comprises the following qualification types: Under-graduate Qualifications • Higher Certificate • Advanced Certificate • Diploma • Advanced Diploma • Bachelor's Degree; Post-graduate Qualifications • Bachelor Honours Degree • Master's Degree • Doctoral Degree. The HWSETA however has to operationalize it's Undergraduate and Post-graduate bursary programmes to represent the following types of qualifications: Undergraduate bursary programme to fund: Higher Certificate • Advanced Certificate • Diploma • Advanced Diploma • Bachelor's Degree • Post-graduate Diploma. Post-graduate bursary programme to fund: Honours Degree • Master's Degree • Doctoral or PhD Degrees.

<sup>15</sup> Under-graduate bursaries therefore support Higher Certificate • Advanced Certificate • Diploma • Bachelor's Degree • Post-graduate Diploma.

Outcome Statement	Output No	Output Statement	Output Indicator No	Output Indicator	ANNUAL TARGETS						
					Audited/Actual Performance		Estimated Performance	MTEF PERIOD			
					2019-2020	2020-2021	2021-2022	2022-2023	2023-2024	2024-2025	2025-2026
Unemployed persons registered with the HWSETA as industry or HWSETA funded for learnership programmes are reported to the HWSETA within 12 months of completion in the reporting period.	29	Unemployed persons registered with the HWSETA as industry or HWSETA funded for learnership programmes are reported to the HWSETA within 12 months of completion in the reporting period.	29 (1)	Number of unemployed persons whose learner agreements are registered with the HWSETA for learnerships as industry funded or HWSETA funded in the reporting period	4052	2018	1955	2200	1850	1850	1850
					654	330	1394	800	1000	1000	1000
Unemployed persons entered-into credit and non-credit bearing skills programmes funded by the HWSETA complete these programmes and are reported to the HWSETA within 12 months of completion in the reporting period	30	Unemployed persons entered-into credit and non-credit bearing skills programmes funded by the HWSETA complete these programmes and are reported to the HWSETA within 12 months of completion in the reporting period	30 (1)	Number of unemployed persons entered-into credit and non-credit bearing skills programmes funded by the HWSETA in the reporting period	3367	1946	1623	2000	1600	1600	1600
					4618	1932	1745	1900	1400	1400	1400
Unemployed persons from the health and welfare sector entered-into Adult Education and Training (AET) programmes funded by the HWSETA complete these programmes and are reported to the HWSETA within 12 months of completion in the reporting period	31	Unemployed persons from the health and welfare sector entered-into Adult Education and Training (AET) programmes funded by the HWSETA complete these programmes and are reported to the HWSETA within 12 months of completion in the reporting period	31 (1)	Number of unemployed persons entered-into AET programmes funded by the HWSETA in the reporting period	0	0	0	0	20	20	20
					0	325	669	320	300	300	300
			31 (2)	Number of unemployed persons reported to the HWSETA for having completed <sup>16</sup> AET programmes funded by the HWSETA in the reporting period	0	0	0	0	16	16	16
					0	32	162	270	234	234	234

<sup>16</sup> Completions are reported to the HWSETA within 12 months of having completed the funded programme

### Sub-Programme 3.2: Workplace Skills Plan and Projects

**Purpose:** The purpose of this sub-programme is to approve grants and implement projects. It also provides policy and advice to employers wishing to access grants from the HWSETA.

Outcome Statement	Output No	Output Statement	Output Indicator No	Output Indicator	ANNUAL TARGETS						
					Audited/Actual Performance		Estimated Performance	MTEF PERIOD			
					2019-2020	2020-2021	2021-2022	2022-2023	2023-2024	2024-2025	2025-2026
The HWSETA provides increased support to the State, Trade unions, NGOs, and NPOs in order to strengthen governance and service delivery and thus advance social, rural, and community development in the strategic period.	11	The HWSETA funds the skills development of officials from NGOs, NPOs and Trade Unions during the reporting period	11 (1)	Number of officials from NGOs and NPOs funded by the HWSETA for skills development per year	85	159	141	128	120	120	120
					73	110	81	80	75	75	75
The HWSETA provides an efficient and effective skills planning, programme implementation and evaluation system which identifies occupations in high demand during the strategic period.	22	The HWSETA funds the levy exempt organisations skills development initiatives in the reporting period	22	Number of levy exempt organisations whose skills development needs are funded by the HWSETA in the reporting period	178	59	179	60	60	60	60
					0	0	0	10%	10%	10%	10%
	33	Percentage of discretionary grant allocated for the development of high-level, intermediate, and elementary skills in the reporting period	33	a) High-level Skills b) Intermediate Skills a) Elementary Skills	0	0	0	0	30%	30%	30%
					0	0	0	20%	20%	20%	
					0	0	0	20%	20%	20%	

<sup>17</sup> This includes projects that support requirements for ERRP skills strategy. This also includes projects emanating from strategic proposals submitted by stakeholders outside the funding windows of the HWSETA which have a scope that falls outside the already existing skills development initiatives of the HWSETA.

Outcome Statement	Output No	Output Statement	Output Indicator No	Output Indicator	ANNUAL TARGETS						
					Audited/Actual Performance			Estimated Performance	MTEF PERIOD		
					2019-2020	2020-2021	2021-2022	2022-2023	2023-2024	2024-2025	2025-2026
The HWSETA promotes linkages between education and the workplace to increase work-place based learning opportunities in the health and welfare sector in the strategic period.	2	Employers in the sector open-up their workplaces for learning through partnerships with the HWSETA in the reporting period	2	Number of employers in the sector who open-up their workplaces for learning through partnerships with the HWSETA in the reporting period	325	380	348	300	400	400	400
	23	The HWSETA supports partnerships <sup>18</sup> with post-school education institutions, professional Councils, employer bodies, and communities of practice; in order to facilitate work-based learning opportunities in the sector in the reporting period	23	a) Partnerships with CET b) Partnerships with Universities c) Partnerships with TVET and other Public Colleges	0	0	1	2	5	5	5
The HWSETA provides increased support to the State, Trade unions, NGOs, and NPOs in order to strengthen governance and service delivery and thus advance social, rural, and community development in the strategic period.	14	The HWSETA supports skills development priorities of the Department of Social Development and Health in the reporting period	14	Number of projects funded through discretionary grants aimed at public sector education and training in the reporting period	10	16	11	6	6	6	6

<sup>18</sup> Partnerships are entered into through Memorandums of Agreement and/or Memorandums of Understanding

Outcome Statement	Output No	Output Statement	Output Indicator No	Output Indicator	ANNUAL TARGETS						
					Audited/Actual Performance			Estimated Performance	MTEF PERIOD		
					2019-2020	2020-2021	2021-2022	2022-2023	2023-2024	2024-2025	2025-2026
The HWSETA provides increased support towards skills development activities for entrepreneurial, cooperative, as well as the establishment of new enterprises in the strategic period.	10	The HWSETA funds skills development of small and emerging businesses of the health and welfare sector during the reporting period	10(1)	Number of small and emerging businesses from the health and welfare sector whose skills needs are funded by the HWSETA per year	158	160	161	128	120	120	120
	13	Support of interventions required to increase the level of skills of the health and welfare sector workforce by the HWSETA in the reporting period	13 (1) 13 (2) 13 (3)	Number of people funded by the HWSETA for entrepreneurship development to support their businesses start-up ventures <sup>19</sup> in the reporting period Number of WSPs and ATRs approved for Small firms per year Number of WSPs and ATRs approved for Medium firms per year Number of WSPs and ATRs approved for Large firms per year	0	0	0	0	25	25	25
	9	The HWSETA fund skills development of cooperatives of the health and welfare sector during the reporting period	9	Number of cooperatives in the health and welfare sector whose skills needs are funded by the HWSETA per year	23	8	25	9	9	9	9

<sup>19</sup> This programme involves skills development training initiatives for the exposure of individual persons to entrepreneurship as well as support for business start-up projects. A business startup is a company not older than 3-5 years.

**Programme 4: Quality assurance and qualification development**

**Purpose:** This programme consists of three subdivisions, namely Qualification Development, Skills Development Provider accreditation and Learner achievement. The purpose of the programme is to develop fit for purpose qualifications and ensure quality training is offered in the health and welfare sector. This programme, therefore, is responsible for the coordination, development and registration of new qualifications, accreditation and quality assurance of training providers and quality assurance of learner achievement, which culminates in certification. Developments and circulars by the Quality Council for Trade and Occupations (QCTO) on the continued delegation of the functions incorporated in this programme make this programme unclear going forward and these developments will be monitored closely.

Outcome Statement	Output No	Output Statement	Output Indicator No	Output Indicator	ANNUAL TARGETS						
					Audited/Actual Performance		Estimated Performance	MTEF PERIOD			
					2019-2020	2020-2021	2021-2022	2022-2023	2023-2024	2024-2025	2025-2026
The HWSETA supports the growth of the public and private college system so that colleges may qualify as centres of specialisation in the strategic period.	19	The HWSETA accredits skills development providers, registers assessors and moderators and issue certificates for learners found competent in the reporting period	19 (1)	Number of skills development providers accredited <sup>20</sup> and re-accredited by the HWSETA in the reporting period	58	70	73	58	60	60	60
			19 (2)	Number of certificates issued by the HWSETA to learners found competent by skills development providers <sup>21</sup> and then confirmed by HWSETA in the reporting period	8086	3746	5224	2500	2500	2500	2500
	24	The HWSETA develops full and part occupational qualifications relevant to occupations in the sector in the reporting period.	24	Number of part and full occupational qualifications, as well as skills programmes developed by the HWSETA and accepted by the QCTO for registration in the reporting period	0	4	2	2	2	2	2
The HWSETA contributes to the improvement of level of skills to 50% of the health and welfare sector workforce through various learning programmes that address critical skills in the strategic period.	25	The health and welfare sector workers entered into the HWSETA Recognition of Prior Learning (RPL) complete the programme and are reported to the HWSETA within 12 months of completion.	25(1)	Number of workers enter into the HWSETA Recognition of Prior Learning programme per year	381	357	349	300	300	300	300
			25(2)	Number of workers entered into the HWSETA Recognition of Prior Learning programme complete the programme and are reported to the HWSETA within 12 months of completion	0	305	0	228	240	240	240

<sup>20</sup> The accreditation and re-accreditation includes, both, primary and secondary accreditation by the HWSETA

<sup>21</sup> These skills development training providers are accredited by the HWSETA

**2. Indicators, Annual, and Quarterly Targets**

**Programme 1: Administration**

Output Indicator No	Output Indicator	2023-2024 Target	Q1 Target	Q2 Target	Q3 Target	Q4 Target	2023-2024 Budget
15	Number of school and post-school youth from urban and rural areas <sup>22</sup> reached through career development awareness programmes <sup>23</sup> in the reporting period.	4 250 (5 events)	1500 (2 events)	1500 (2 events)	0 (0 events)	1250 (1 events)	R 626 520
	a) Rural Areas						R 626 520
	a) Urban Areas	4 250 (5 events)	1500 (2 events)	1500 (2 events)	0 (0 events)	1250 (1 events)	R 626 520
18.1	Percentage of filled positions in the HWSETA organizational structure of the HWSETA to facilitates the delivery of its mandate and achievement of its targets in the reporting period	95%	85%	85%	90%	95%	R450 000
18.2	Number of HWSETA Good Governance Reports submitted to the Department of Higher Education and Training in the reporting period	4	1	1	1	1	Admin Budget
20	Percentage of business processes automated and confirmed by stakeholders as useful for efficient service delivery <sup>24</sup> in the reporting period	90%	87%	87%	87%	90%	R5 000 000

**Programme 2: Skills planning and impact assessment**

Output Indicator No	Output Indicator	2023-2024 Target	Q1 Target	Q2 Target	Q3 Target	Q4 Target	2023-2024 Budget
12	Number of SSP update <sup>25</sup> and applied research reports <sup>25</sup> completed and noted by key stakeholders in the reporting period <sup>26</sup>	6	0	0	2	4	R 2 520 000
5	Number of monitoring, evaluation, and impact studies, including tracer studies, completed and noted by key stakeholders <sup>27</sup> as measuring the performance of learning programmes and projects implemented by the HWSETA in the reporting period	6	0	2	2	2	R 2 520 000
6 (1)	Number of workers entered-into the HWSETA post-graduate degree bursaries <sup>28</sup> in the reporting period	60	0	25	15	20	R 5 580 000
6 (2)	Number of workers re-entered-into the HWSETA post-graduate degree bursaries in the reporting period	11	0	0	0	11	R 1 023 000
6 (3)	Number of workers reported to the HWSETA for having completed postgraduate degree qualifications funded by the HWSETA in the reporting period	28	0	0	14	14	Admin Budget

<sup>22</sup> School Youths are comprised by pupils still in school, from grade 9 to 12. Post-school youth comprise 15 year old to 34 year olds who are outside the schooling system either due to dropping out of school or from completing matric. These youths are grouped by location, either by being from urban or rural areas. The location of school youths is identified through the school in which this youth attended career development awareness event as a proxy indicator. The location of post-school youth is identified through the addresses these youth provide on the career portal of the HWSETA.

<sup>23</sup> Focus of the career development programmes is on occupations in high demand.

<sup>24</sup> The SSP update is an annual update that precedes the strategic planning and operational planning process. The SSP is an applied research report. What is peculiar about this report is that it is legislated and therefore regulated by the DHET. Also, it has a specific objective of informing the sector about the overall skills needs. The specific mention of the SSP in the indicator is to emphasise its inclusion as one of the research reports to be reported on.

<sup>25</sup> SSP updates and research reports produced by the HWSETA identify occupations in demand and skills needs in the sector, and aims to inform planning for skills development in the sector

<sup>26</sup> Confirmation of SSP update and research reports by stakeholders refers to the presentation of findings to one of the Board Committees

<sup>27</sup> Stakeholders include HWSETA implementing managers, executive managers, and/or Board Committees

<sup>28</sup> According to the Higher Education Qualifications Framework Higher Education Act, 1997 (Act No. 101 of 1997) the National Qualifications Framework has ten levels. Higher education qualifications occupy six levels of the NQF, levels 5 to 10. Levels 5-7 are under-graduate and levels 8-10 are post-graduate. The framework comprises the following qualification types: Under-graduate Qualifications • Higher Certificate • Advanced Certificate • Diploma • Advanced Diploma • Bachelor's Degree; Post-graduate • Post-graduate • Bachelor Honours Degree • Master's Degree • Doctoral Degree. The HWSETA however has to operationalize its Undergraduate and Post-graduate bursary programmes to represent the following types of qualifications: Undergraduate bursary programme to fund: Higher Certificate • Advanced Certificate • Diploma • Advanced Diploma • Bachelor's Degree • Post-graduate Diploma. Post-graduate bursary programme to fund: Honours Degree • Master's Degree • Doctoral or PhD Degrees • Post-graduate bursaries therefore support Honours Degree • Master's Degree • Doctoral or PhD Degrees

Output Indicator No	Output Indicator	2023-2024 Target	Q1 Target	Q2 Target	Q3 Target	Q4 Target	2023-2024 Budget
27 (1)	Number of unemployed persons entered-into the HWSETA post-graduate degree bursaries in the reporting period	40	0	10	15	15	R 3 720 000
27 (2)	Number of unemployed persons re-entered-into the HWSETA post-graduate degree bursaries in the reporting period	14	0	0	4	10	R 1 302 000
27 (3)	Number of unemployed persons reported to the HWSETA as having completed postgraduate degree qualifications funded by the HWSETA in the reporting period	20	0	0	10	10	Admin Budget

### Programme 3: Skills Development Programmes and Projects

#### Sub-Programme 3.1: Learning Programmes

Output Indicator No	Output Indicator	2023-2024 Target	Q1 Target	Q2 Target	Q3 Target	Q4 Target	2023-2024 Budget	
3 (1)	Number of workers whose learner agreements are registered with the HWSETA for learnerships as industry funded or HWSETA funded in the reporting period	955	100	200	255	400	R 14 516 000	
3 (2)	Number of workers reported to the HWSETA as having completed learnership programmes registered with the HWSETA as industry or HWSETA funded in the reporting period	593	0	0	93	500	Admin Budget	
4 (1)	Number of employed apprentices and trainee technicians entered- into the HWSETA funded apprenticeship programme in the reporting period	35	0	5	15	15	R 1 575 000	
4 (2)	Number of employed apprentices and trainee technicians reported to the HWSETA as having completed apprenticeships funded by the HWSETA in the reporting period	20	0	0	0	20	Admin Budget	
6 (4)	Number of workers entered-into the HWSETA undergraduate qualifications and post-graduate diploma bursaries <sup>28</sup> in the reporting period	a) Bursaries for undergraduate Degrees	380	0	0	100	280	R 11 400 000
		b) Bursaries for Post-graduate Diplomas	205	0	0	59	146	R6 150 000
6 (5)	Number of workers re-entered-into the HWSETA undergraduate qualifications and post-graduate diploma bursaries in the reporting period	a) Bursaries for undergraduate Degrees	15	0	0	0	15	R 450 000
		b) Bursaries for Post-graduate Diplomas	10	0	0	0	10	R300 000

<sup>28</sup> According to the Higher Education Qualifications Framework Higher Education Act, 1997 (Act No. 101 of 1997) the National Qualifications Framework has ten levels. Higher education qualifications occupy six levels of the NQF, levels 5 to 10. Levels 5-7 are under-graduate and levels 8-10 are post-graduate. The framework comprises the following qualification types: Under-graduate Qualifications • Higher Certificate • Advanced Certificate • Diploma • Advanced Diploma • Bachelor's Degree; Post-graduate Diploma • Post-graduate Qualifications • Bachelor Honours Degree • Master's Degree • Doctoral Degree. The HWSETA however has to operationalize its Undergraduate and Post-graduate bursary programmes to represent the following types of qualifications: Undergraduate bursary programme to fund: Higher Certificate • Advanced Certificate • Diploma • Advanced Diploma • Bachelor's Degree • Post-graduate. Post-graduate bursary to fund: Honours Degree • Master's Degree • Doctoral or PhD Degrees. Under-graduate bursaries therefore support Higher Certificate • Advanced Certificate • Diploma • Advanced Diploma • Bachelor's Degree • Post-graduate Diploma

Output Indicator No	Output Indicator	2023-2024 Target	Q1 Target	Q2 Target	Q3 Target	Q4 Target	2023-2024 Budget	
6 (6)	Number of workers reported to the HWSETA for having completed undergraduate qualifications and post-graduate diploma qualifications funded by the HWSETA in the reporting period	a) Bursaries for undergraduate Degrees	30	0	0	0	30	Admin Budget
		b) Bursaries for Post-graduate Diplomas	10	0	0	0	10	Admin Budget
7 (1)	Number of unemployed graduates entered-into the internship programme funded by the HWSETA in the reporting period	a) University Graduates	750	0	150	400	200	R 57 000 000
		b) TVET and other Public College Graduates	325	0	100	100	125	R 21 125 000
7 (2)	Number of unemployed graduates reported to the HWSETA as having completed the internship programme funded by the HWSETA in the reporting period	a) University Graduates	610	0	0	200	410	Admin Budget
		b) TVET and other Public College Graduates	260	0	0	0	260	Admin Budget
8 (1)	Number of workers entered- into credit and non-credit bearing skills programmes funded by the HWSETA in the reporting period	6000	300	1200	2000	2500	R 24 000 000	
8 (2)	Number of workers reported to the HWSETA as having completed credit and non-credit bearing skills programmes funded by the HWSETA in the reporting period	5000	100	1000	1500	2400	Admin Budget	
16 (1)	Number of lecturers <sup>29</sup> and Managers from TVET and other public colleges <sup>30</sup> funded by the HWSETA for skills in the reporting period	a) TVET and other College Lecturers	15	0	0	0	15	R 150 000
		b) Career Guidance Lecturers	15	0	0	0	15	R 150 000
		c) Managers trained on curriculum related studies	20	0	0	0	20	R200 000
16 (2)	Number of lecturers and Managers from TVET and other public colleges reported to the HWSETA as having completed training funded by the HWSETA in the reporting period	a) TVET and other College Lecturers	14	0	0	0	14	Admin Budget
		b) Career Guidance Lecturers	15	0	0	0	15	Admin Budget
		c) Managers trained on curriculum related studies	16	0	0	0	16	Admin Budget

<sup>29</sup> Lecturers includes educators of colleges as well as career guidance teachers at schools

<sup>30</sup> Other Public Colleges comprise of Nursing Colleges, Emergency Services Colleges (EMS), and Agricultural Colleges (for Veterinary training) etc. These colleges are a priority to the HWSETA as they are colleges in the health welfare sector

Programme 3: Skills Development Programmes and Projects

Sub-Programme 3.1: Learning Programmes

Output Indicator No	Output Indicator	2023-2024 Target	Q1 Target	Q2 Target	Q3 Target	Q4 Target	2023-2024 Budget
17 (1)	Number of students and lectures from TVET and other public colleges funded by the HWSETA through vocational and occupational training bursaries in the reporting period	662	10	100	120	432	R52 298 000
	a) TVET and other Public College Students						
17 (2)	Number of students and lecturers from TVET and other public colleges reported to the HWSETA as having completed training funded by the HWSETA through vocational and occupational training bursaries in the reporting period	12	0	0	0	12	R948 000
	b) TVET and other Public College Lecturers						
21 (1)	Number of workers entered- into AET programmes funded by the HWSETA in the reporting period	374	0	100	100	174	Admin Budget
	a) TVET and other Public College Students						
21 (2)	Number of workers reported to the HWSETA as having completed AET programmes funded by the HWSETA in the reporting period	6	0	0	0	6	Admin Budget
	b) TVET and other Public College Lecturers						
21 (1)	Number of workers entered- into AET programmes funded by the HWSETA in the reporting period	165	0	30	35	100	R 1 072 500
21 (2)	Number of workers reported to the HWSETA as having completed AET programmes funded by the HWSETA in the reporting period	130	0	50	100	120	Admin Budget
26 (1)	Number of unemployed apprentices and trainee technicians entered- into the HWSETA funded apprenticeship programme in the reporting period	100	10	20	30	40	R 21 200 000
26 (2)	Number of unemployed apprentices and trainee technicians reported to the HWSETA as having completed apprenticeships funded by the HWSETA in the reporting period	50	0	10	10	30	Admin Budget
27 (4)	Number of unemployed persons entered- into the HWSETA undergraduate qualifications and post-graduate diploma bursaries <sup>31</sup> in the reporting period	340	0	30	100	210	R 44 200 000
	a) Bursaries for under-graduate Degrees						
	b) Bursaries for Post-graduate Diplomas	100	0	0	50	50	R13 0000 000

<sup>31</sup> According to the Higher Education Qualifications Framework Higher Education Act, 1997 (Act No. 101 of 1997) the National Qualifications Framework has ten levels. Higher education qualifications occupy six levels of the NQF, levels 5 to 10. Levels 5-7 are under-graduate and levels 8-10 are post-graduate. The framework comprises the following qualification types: Under-graduate Qualifications • Higher Certificate • Advanced Certificate • Diploma • Advanced Diploma • Bachelor's Degree, Post-graduate Diploma • Post-graduate Qualifications • Bachelor Honours Degree • Master's Degree • Doctoral Degree. Under-graduate bursaries therefore support under-graduate qualifications. . The HWSETA however has to operationalize it's Undergraduate and Post-graduate bursary programmes to represent the following types of qualifications: Undergraduate bursary programme to fund: Higher Certificate • Advanced Certificate • Diploma • Advanced Diploma • Bachelor's Degree • Post-graduate Diploma. Post-graduate bursary programme to fund: Honours Degree • Master's Degree • Doctoral or PhD Degrees. Under-graduate bursaries therefore support Higher Certificate • Advanced Certificate • Diploma • Advanced Diploma • Bachelor's Degree • Post-graduate Diploma

Output Indicator No	Output Indicator	2023-2024 Target	Q1 Target	Q2 Target	Q3 Target	Q4 Target	2023-2024 Budget
27 (5)	Number of unemployed persons re-entered- into the HWSETA undergraduate qualifications and post-graduate diploma bursaries in the reporting period	150	0	15	80	55	R19 500 000
	a) Bursaries for under-graduate Degrees						
27 (6)	Number of unemployed persons reported to the HWSETA as having completed undergraduate qualifications and post-graduate diploma qualifications funded by the HWSETA in the reporting period.	50	0	0	25	25	R6 500 000
	b) Bursaries for Post-graduate Diplomas						
28 (1)	Number of TVET and other college students entered-into work integrated learning programmes funded by the HWSETA in the reporting period	150	0	0	0	150	Admin Budget
	a) Bursaries for under-graduate Degrees						
28 (2)	Number TVET and other college students reported to the HWSETA as having completed the work integrated learning programmes funded by the HWSETA in the reporting period	50	0	0	0	50	Admin Budget
	b) Bursaries for Post-graduate Diplomas						
28 (1)	Number of TVET and other college students entered-into work integrated learning programmes funded by the HWSETA in the reporting period	800	0	100	100	600	R25 6000 000
28 (2)	Number TVET and other college students reported to the HWSETA as having completed the work integrated learning programmes funded by the HWSETA in the reporting period	480	0	0	200	280	Admin Budget
(32 1)	Number of university students entered-into work integrated learning programmes funded by the HWSETA in the reporting period	250	0	50	100	100	R 10 000 000
32 (2)	Number university students reported to the HWSETA as having completed the work integrated learning programmes funded by the HWSETA in the reporting period	160	0	0	160	100	Admin Budget
29 (1)	Number of unemployed persons whose learner agreements are registered with the HWSETA for learnerships as industry funded or HWSETA funded in the reporting period]	1850	0	350	500	1000	R 111 000 000
29 (2)	Number of unemployed persons reported to the HWSETA as having completed learnerships registered with the HWSETA as industry or HWSETA funded in the reporting period	1000	0	100	200	700	Admin Budget
30 (1)	Number of unemployed persons entered into credit and non-credit bearing skills programmes funded by the HWSETA in the reporting period.	1600	150	250	400	800	R 8 800 000
30 (2)	Number of unemployed persons reported to the HWSETA as having completed credit and non-credit bearing skills programmes funded by the HWSETA in the reporting period	1400	100	100	400	800	Admin Budget
31 (1)	Number of unemployed persons entered- into AET programmes funded by the HWSETA in the reporting period	20	0	0	0	20	R110 000
	a) Access of CET unemployed learners into AET programmes						
	b) Other unemployed persons entering AET programmes	300	0	100	100	100	R 1 650 000
31 (2)	Number of unemployed persons entered- into AET programmes funded by the HWSETA in the reporting period	16	0	0	0	16	Admin Budget
	a) CET unemployed learners completing AET programmes						
	b) Other unemployed persons completing AET programmes	234	0	14	100	120	Admin Budget



Programme 3: Skills Development Programmes and Projects

Sub-Programme 3.2: Workplace Skills Plan and Projects

Output Indicator No	Output Indicator	2023-2024 Target	Q1 Target	Q2 Target	Q3 Target	Q4 Target	2023-2024 Budget	
1	Number of rural and provincial skills development projects <sup>32</sup> funded by the HWSETA to develop and address mid-level skills in the reporting period	8	0	0	2	6	R 2 800 000	
2	Number of employers in the sector who open-up their workplaces for learning through partnerships with the HWSETA in the reporting period	400	0	100	100	200	Learnership&Skills Programme Budget	
9	Number of cooperatives in the health and welfare sector whose skills needs are funded by the HWSETA per year	9	0	0	4	5	R1 800 000	
10 (1)	Number of small and emerging businesses from the health and welfare sector whose skills needs are funded by the HWSETA per year	120	0	20	50	50	R 12 000 000	
10 (2)	Number of people funded by the HWSETA for entrepreneurship development to support their businesses start-up ventures <sup>33</sup> in the reporting period	25	0	0	0	25		
11 (1)	Number of officials from NGOs and NPOs funded by the HWSETA for skills development per year	120	10	10	50	50	R 1 200 000	
11 (2)	Number of officials from Trade Unions funded by the HWSETA for skills development per year	75	0	20	20	35	R6 000 000	
13 (1)	Number of WSPs and ATRs approved for Small firms per year	1200	0	0	600	600	Mandatory Grant	
13 (2)	Number of WSPs and ATRs approved for Medium firms per year	170	0	0	70	100	Mandatory Grant	
13 (3)	Number of WSPs and ATRs approved for Large firms per year	120	0	0	60	60	Mandatory Grant	
14	Number of projects funded through discretionary grants aimed at public sector education and training in the reporting period	6	0	0	3	3	R3 600 000	
22	Number of levy exempt organisations whose skills development needs are funded by the HWSETA in the reporting period	60	10	10	10	30	R4 800 000	
23	Number of partnerships entered-into by the HWSETA with post-school education institutions, professional Councils, employer bodies, and communities of practice in the reporting period	a) Partnerships with CET	5	0	0	0	5	Linked to indicators that enter learners from these partnerships
		b) Partnerships with Universities	10	0	0	4	6	
		c) Partnerships with TVET and other Public Colleges	5	0	0	2	3	
33	Percentage of discretionary grant budget <sup>34</sup> allocated for the development of high-level, intermediate, and elementary skills in the reporting period	a) High-level Skills	10%	0	0	0	10%	Admin Budget
		b) Intermediate Skills	30%	0	0	0	30%	
		c) Elementary Skills	20%	0	0	0	20%	

<sup>32</sup> This includes projects that support requirements for ERRP skills strategy. This also includes projects emanating from strategic proposals submitted by stakeholders outside the funding windows of the HWSETA which have a scope that falls outside the already existing skills development initiatives of the HWSETA.

<sup>33</sup> This programme involves skills development training initiatives for the exposure of individual persons to entrepreneurship as well as support for business start-up projects. A business startup is a company not older than 3-5 years.

<sup>34</sup> Discretionary budget for 2023-2024 is R 559 227 000, and this will be the denominator of the 3 indicator targets. This therefore means that high-level skills will be allocated 10% of R559 227 000, intermediate skills will be allocated 30% of R559 227 000, and elementary skills will be allocated 20% of R559 227 000. Therefore the numerators are 10% for high-level skills, 30% for intermediate skills, and 20% for elementary skills level learning programmes.

Programme 4: Quality assurance and qualification development

Output Indicator No	Output Indicator	2023-2024 Target	Q1 Target	Q2 Target	Q3 Target	Q4 Target	2023-2024 Budget
19 (1)	Number of skills development providers accredited <sup>35</sup> and re-accredited by the HWSETA in the reporting period	60	10	10	10	30	R 6 900 000 <sup>34</sup>
19 (2)	Number of certificates issued by the HWSETA to learners found competent by skills development providers <sup>36</sup> and then confirmed by HWSETA in the reporting period	2500	500	500	500	1000	R25 900 000 <sup>36</sup>
24	Number of part and full occupational qualifications, as well as skills programmes developed by the HWSETA and accepted by the QCTO for registration in the reporting period	2	0	0	0	2	R 5 250 000
25 (1)	Number of workers entered-into the HWSETA Recognition of Prior Learning programme in the reporting period.	300	10	90	100	100	R9 600 000
25 (2)	Number of workers reported at the HWSETA as having completed the Recognition of Prior Learning programme funded by the HWSETA in the reporting period	240	0	0	100	140	Admin Budget

<sup>35</sup> The accreditation and re-accreditation includes, both, primary and secondary accreditation by the HWSETA

<sup>36</sup> These skills development training providers are accredited by the HWSETA

### 3. Explanation of Planned Performance

#### 3.1 Over the five-year Planning Period

Planning follows the results-based approach. This means that impact to be derived from effecting the mandate the HWSETA was identified. To identify this impact the NSDP (2030) was used as the basis, as it provides the outcomes that must be cascaded into the strategic plans of SETAs. From these outcomes, impact was identified and then output statement were constructed as roadmap for the achievement of outcomes. A results chain was therefore developed in line with the mandate of the HWSETA. The following is the results chain that guided construction on impact statements, outcome statements, and output statements.

DESCRIPTION OF RESULTS CHAIN FOR THE STRATEGY OF THE HWSETA			
RESULTS CHAIN	DESCRIPTION OF ELEMENTS OF A RESULTS CHAIN	FINANCIAL SUPPORT GIVEN TO EMPLOYED PERSONS	FINANCIAL SUPPORT GIVEN TO UNEMPLOYED PERSONS
Input	All the resources that contribute to the production and delivery of outputs. Inputs are “what we use to do the work”. They include finances, personnel, equipment and buildings.	Discretionary Grant, personnel, technology and infrastructure	Discretionary Grant, personnel, technology and infrastructure
Activities	The processes or actions that use a range of inputs to produce the desired outputs and ultimately outcomes. In essence, activities describe “what we do”	Funding for the training of employed persons from enrolment to completion	Funding for the training of unemployed persons from enrolment to completion
Output	The final products, or goods and services produced for delivery. Outputs may be defined as “what we produce or deliver”.	Qualification obtained by employed persons through HWSTA funding increase their capacity and makes them able to create own opportunities	Qualification obtained by unemployed persons through HWSTA funding makes them employable or able to create own opportunities
Outcome	The medium-term results for specific beneficiaries that are the consequence of achieving specific outputs. Outcomes should relate clearly to an institution’s strategic goals and objectives set out in its plans. Outcomes are “what we wish to achieve”.	Results of obtaining qualification which may be finding a job or furthering studies for the unemployed or furthering one’s studies, or increased level of skills for the employed	Results of obtaining qualification which may be increased level of skills for the employed

Financial resourcing was done together with the compilation of output indicators. Each indicator and sub-indicator has been allocated a budget. It is through this budget that the outputs will be achieved.

#### 3.2 Over the annual performance period 2023-2024

The District Development Model plans in terms of municipal districts targeted, the allocation of interventions and budget are not outlined for each occupational programmes supported through TVET and other Colleges as well as CET Colleges as follows:

Occupational Programmes supported through TVET Colleges			
List of Occupations	Name of College	Target	Budget
Air conditioning and Refrigeration Mechanic	Priority will be given to TVET Colleges located in the municipal nodes targeted by the HWSETA in the strategic period. These include:	35	R1,575,000
Diesel Mechanic	1. Buffalo City TVET College	33	R6,996,000
Boiler Maker	2. Ikhala TVET Colege	33	R6,996,000
Millwright	3. Ingwe TVET Colleges	34	R7,208,000
Business Management	4. King Sabata Dalindyebo TVET College	70	R2,240,000
Management Assistant	5. Lovedale TVET College	70	R2,240,000
Finance/Accounting/Bookkeeping	6. Port Elizabeth TVET College	70	R2,240,000
Marketing Management	7. Maluti TVET College	70	R2,240,000
Office Administration	8. Motheo TVET College	70	R2,240,000
Human Resource management	9. Taletso TVET College	70	R2,240,000
Public Management	10. Vuselela TVET College	70	R2,240,000
Information Technology	11. South Cape TVET College	70	R2,240,000
TVET College Lecturers	12. Falls Bay TVET College	11	R110,000
Child and Youth Care Work	13. Central Johannesburg TVET College	200	R18,960,000
	14. Sekhukhune TVET College		
	15. Mopani South East TVET College		
	16. Vhembe TVET College		
	17. College of Cape Town North Link TEVET College		
	18. Mnambithi TVET College		
	19. Esayide TVET College		
	20. Mtshatshana TVET College		
	21. Enhlanzeni TVET College		
	22. Nkangala TVET College		
	23. Northern Cape Urban TVET College		
	24. Northern Cape Rural TVET College		
	No public TVET Colleges are accredited to offer the CYC qualification. 20 Private Colleges are accredited and they will all be given an opportunity to express interest for funding		

Occupational Programmes supported through TVET Colleges			
List of Occupations	Name TVET College	Target	Budget
General Nurse	Support will given to Public Nursing Colleges accredited by SANC to offer Higher Certificates and Diplomas in Nursing. Campuses located in the municipal nodes targeted by the HWSETA will be prioritised. These include:	340	R20,280,000
Nursing College Lectures	1. Free State School of Nursing 2. Gauteng College of Nursing 3. KwaZulu Natal College of Nursing 4. Limpopo College of Nursing 5. Mpumalanga College of Nursing 6. North West College of Nursing 7. Western Cape College of Nursing 8. Henrietta Stockdale Nursing College (Northern Cape)	8	R80,000
EMS College Lecturers	Support will given to 1 EMS College per province, accredited by the HPCSA. Priority will be given to Provincial Government Colleges and also colleges situated in the municipal nodes targeted by the HWSETA. These include: 1. CoJems Emergency Academi (City of Johannesburg) 2. Mokgojwa College of Emergency Care (Ngaka Modiri Molema) 3. Northern Cape College of Emergency Care (Francis Baard) 4. College of Emergency Care-KwaZulu Natal 5. Limpopo College of Emergency care 6. Eastern Cape Ambulance Training College 7. Western Cape-College of Emergency Care	7	R70,000
Animal Health Technicians	Agricultural colleges around the country will be given an opportunity to express an interest for the funding of their learners. These will include: 1. Eisenburg Agricultural Training College – Western Cape Department of Agriculture 2. Grootfontein College of Agriculture – Western Cape 3. Fort Cox College of Agriculture – Eastern Cape 4. Majuba TVET College - KwaZulu Natal 5. Owen Sithole College of Agriculture KwaZulu Natal 6. Cedara Agricultural College KwaZulu Natal Department of Agriculture 7. Tompi Seleka College of Agriculture – Limpopo Province 8. Madzivandila College of Agriculture – Limpopo Province 9. Glen College of Agriculture – Free State Province 10. Taung College of Agriculture – North West Province 11. Potchefstroom College of Agriculture – North West Province 12. Nelspruit Department of Agriculture - Mpumalanga 13. Lowveld College of Agriculture - Mpumalanga	140	R11,060,000

## Occupational Programmes supported through TVET Colleges

List of Occupations	Name TVET College	Target	Budget
Early Childhood Development	The following are the TVET Colleges that are accredited to offer the CYC qualification and all will be given an opportunity to express an interest for funding: 1. Falls Bay TVET College 2. Eastern Cape Midlands TVET College 3. Ekurhuleni West TVET College 4. Flavius Mareke TVET College 5. Coastal KZN TVET College 6. Boland TVET College 7. College of Cape Town TVET College 8. Mnambithi TVET College 9. Northern Cape Rural TVET College 10. Northern cape Urban TVET College 11. North Link TVET College 12. Port Elizabeth TVET College 13. South Cape TVET College 14. South West Gauteng TVET College	100	R7,900,000
TOTAL OCCUPATIONS TO BE FUNDED: 19 TOTAL TVET AND OTHER COLLEGES WITH LEARNERS WILL BE FUNDED: 69 TOTAL LEARNERS TO BE FUNDED: 1501 TOTAL FUNDING BUDGETED: R99,155,00			

## Occupational Programmes supported through CET Colleges

List of Occupations	Name TVET College	Target	Budget
CET College Lectures and Tutors	Support will given to Community Colleges situated in all 9 provinces located in municipal nodes targeted by the HWSETA. These include:	9	R90,000
Matric Upgrade (GETC: ABET)	1. Eastern Cape CET College 2. KwaZulu Natal CET College	165	R1,072,500
Ancillary Health Care	3. Limpopo CET College 4. North West CET College	106	R583,000
Early Childhood Development	5. Northern Cape CET College 6. Western Cape CET College	107	R588,500
Information Communication Technology	7. Free State CET College 8. Mpumalanga CET College 9. Gauteng CET College	107	R588,500
TOTAL OCCUPATIONS TO BE FUNDED: 5 TOTAL CET THAT WILL BE FUNDED: 9 main campuses and centres TOTAL LEARNERS TO BE FUNDED: 1769 TOTAL FUNDING BUDGETED: R2,922,500			

## 4. PROGRAMME RESOURCE CONSIDERATIONS

### 4.1 Expenditure estimates

Health and Welfare Sector Education and Training Authority									
5 Year budgets									
4,42% 4,45% 4,48% CPI %									
STATEMENT OF FINANCIAL PERFORMANCE	Audited			Approved budget	Adjustment budget	Proposed budget			5 Year Budget to 2022-2026
	2019-2020	2020-2021	2021-22	2022-2023	2022-2023	2023-2024	2024-2025	2025-26	Total
	R'000	R'000	R'000	R'000	R'000	R'000	R'000	R'000	R'000
<b>REVENUE</b>									
Non - Exchange Revenue	722 657	535 435	753 917	774 046	793 184	838 191	885 782	936 108	4 188 044
Skills Development Levy: income	716 247	525 425	745 559	774 046	793 184	838 191	885 782	936 108	4 179 686
Skills Development Levy: penalties and interest	6 410	10 010	8 358	-	-	-	-	-	8 358
Exchange Revenue	65 163	28 139	15 974	30 834	15 098	15 778	16 488	17 230	96 303
Interest income	64 550	25 874	14 448	50 834	15 098	15 778	16 488	17 230	94 777
Other income	835	2 265	1 526	-	-	-	-	-	1 526
<b>Total revenue</b>	<b>787 820</b>	<b>563 574</b>	<b>769 891</b>	<b>804 880</b>	<b>808 282</b>	<b>853 968</b>	<b>902 270</b>	<b>953 337</b>	<b>4 284 347</b>
<b>EXPENSES</b>									
Total expenses	893 517	992 900	969 267	801 751	796 282	849 968	898 269	949 337	4 468 592
Employer grant and project expenses	747 597	842 722	807 148	631 850	617 248	664 520	703 369	745 696	3 552 583
Administration expenses	142 626	146 690	159 563	166 354	175 488	181 744	191 081	199 597	898 289
QCTO - 0.5% of SETA levy as determined	3 294	3 488	2 556	3 546	3 546	3 704	3 870	4 044	17 720
Net surplus/(deficit) for the period before capex	(105 697)	(429 326)	(199 376)	3 129	12 000	4 000	4 000	4 000	(184 247)
Capital expenditure	3 640	2 925	2 080	3 129	12 000	4 000	4 000	4 000	17 209
<b>SKILLS DEVELOPMENT INCOME</b>									
Levy income: Administration	175 724	150 427	175 702	190 736	186 372	195 956	206 043	216 660	985 097
Levies received from SARS - 80.5%	89 751	46 296	76 373	77 533	79 810	84 598	89 674	95 055	423 233
Government levies received - 33.3%	105 973	104 131	99 329	113 203	106 562	111 358	116 369	121 605	561 864
Levy income: Employer Grants	134 627	88 885	145 543	147 682	152 820	161 989	171 709	182 011	808 934
Levies received from SARS - 20%	134 627	88 885	145 543	147 682	152 820	161 989	171 709	182 011	808 934
Levy income: Discretionary Grants	405 896	286 113	432 672	435 628	453 991	480 245	508 030	537 436	2 394 012
Levies received from SARS - 49.5%	528 436	221 617	369 810	365 513	388 301	411 599	436 294	462 472	2 045 688
Government levies received - 66.7%	77 460	64 496	62 862	70 115	65 691	68 647	71 736	74 964	348 324
<b>EMPLOYER GRANT AND PROJECT EXPENSES</b>									
Mandatory grants	94 132	53 350	96 073	95 993	99 333	105 293	111 611	118 307	527 277
Discretionary grants	653 465	789 372	711 075	535 857	535 857	559 227	591 758	627 389	3 025 306
<b>Estimated Participation Rate</b>	<b>70%</b>	<b>60%</b>	<b>66%</b>	<b>69%</b>	<b>65%</b>	<b>65%</b>	<b>65%</b>	<b>65%</b>	

The budget is inclusive of the 7.5% project management fee.

The budgeted revenue from Skills Development Levies is based on the adjusted 2022/23 budgeted figures. The revenue figures for the 1st Quarter of the 2022/23 financial year have exceeded budget as the receipts surpass pre-COVID-19 revenue trends. Furthermore, the financial results of the private health sector, whose SDL contributions comprise a significant portion of the revenue stream for the HWSETA, have shown a positive trading performance reflecting revenue and earnings growth following a tough period characterized by the COVID-19 pandemic and its uncertainties. The sector seems to have turned around as evidenced by:

- Steady year on year improvement in revenue based on reported results;
- Occupancy rate back to full capacity following the lifting of the state of disaster;
- Procedures such as elective surgeries previously delayed due to COVID-19 now being undertaken.

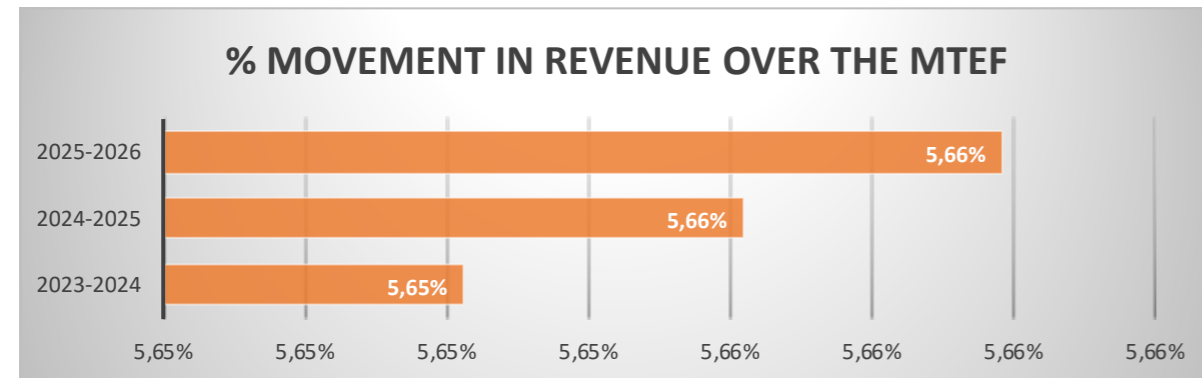
The 2023/24 MTEF Budget has been formulated to take into account the improved revenue trends. On 1 April 2013, a Cabinet Memorandum, Cabinet Memorandum No 53 of 2012, came into effect where all Departments of Health and Social Development must contribute 30% of their training budget to the HWSETA. The contribution is utilized as follows:

10%	Administration of the HWSETA
20%	Discretionary grant funding

The contribution by Government Departments since the 2019/20 financial year has shown a marked improvement compared to the previous years. The collections for the 2020/21 financial year, while lower than previous years due to the impact of COVID-19, exceeded the budget with 100% of invoiced amounts collected. However, there has been a regression in the 2021/22 and the first quarter of the 2022/23 financial years. With collection rate being 85% during 2021/22 and 2022/23 first quarter actuals being 15% below budget. Therefore, the government levies for the 2022/23 have been adjusted in line with the current trends. The 2023/24 budget for government levies is based on the adjusted 2022/23 figures with the budgeted increase between the two financial years being conservative given collection rate that is below 100%. These levies add to revenue and distorts the % of revenue allocated for administration and discretionary grant expenditure. Therefore, the %'s allocated for the administration of 10.5% and discretionary of 49.5% is distorted as it includes government levies.

Figure 31: % Revenue increase over the MTEF period

Figure 31: % Revenue increase over the MTEF period



The estimated revenue for the current year and the MTEF period is sufficient to address, by and large, the skills development needs of the sector. It is estimated that the SDL revenue will grow by an average of 6% while the government levy revenue growth is estimate at 4.5%.

HWSETA's administration expenditure projections are between 3.6% to 4.5% over the MTEF period with the inner year at 5.1%. This is because some expenditure line items do not increase in line with CPI either due to nature or due to contractual obligations. Based on the support from Government Departments contributing to the administration of the HWSETA, this stretches the HWSETA's ability to meet its obligations relating to operations.

The levy income administration (administration funds) of R195 956 000 for 2023/2024 is made up of skills development levy of R84 598 000 and government levy of R111 358 000.

FIGURE 32: PERCENTAGE MOVEMENT IN ADMINISTRATION EXPENDITURE OVER THE MTEF

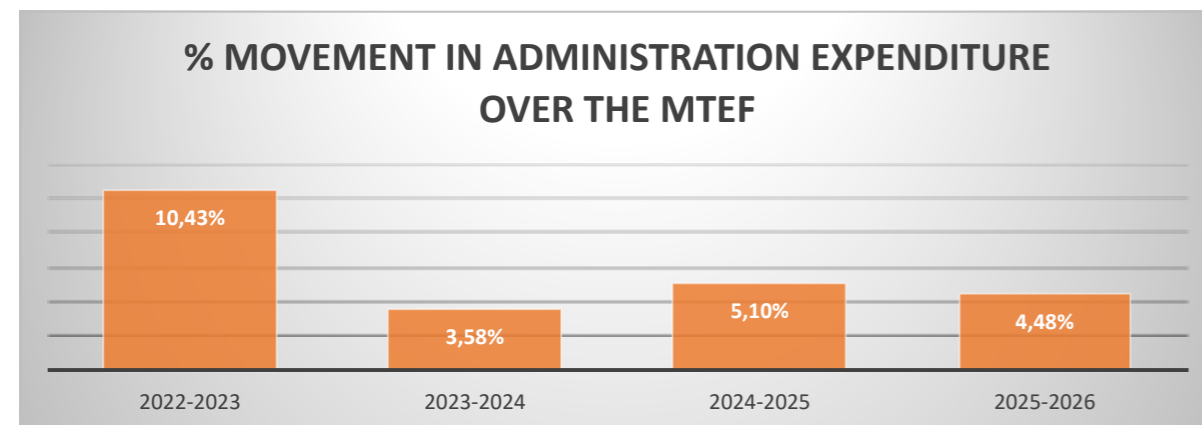
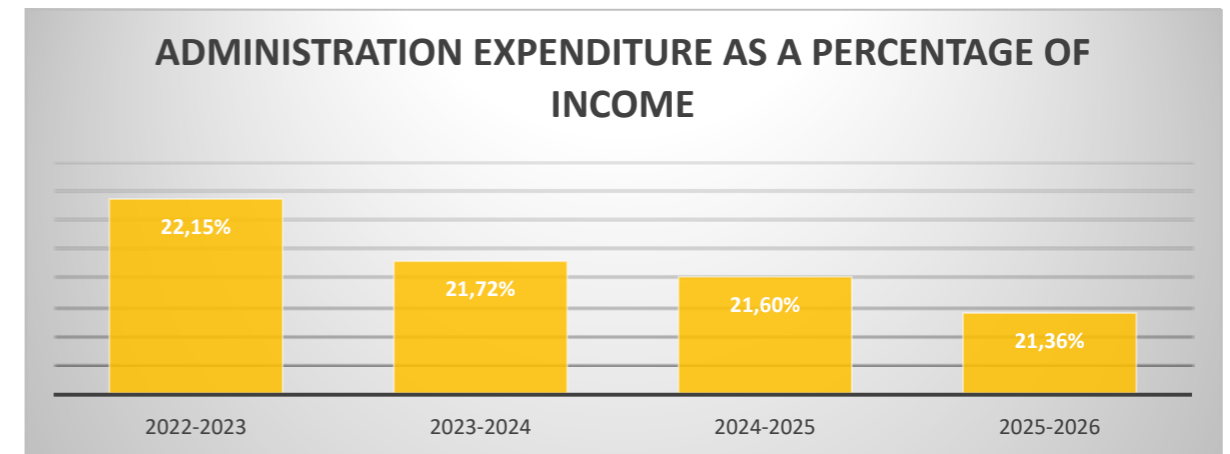


FIGURE 33: ADMINISTRATION EXPENDITURE AS A PERCENTAGE OF INCOME



The HWSETA's income for administration expenditure is supplemented by the income received from the Government Departments of Health and Social Development. Refer to attached annexures for detail of budget per programme.

#### 4.2 Relating expenditure trends to strategic outcome-oriented goals

Discretionary grant funding of R559 million, R591 million and R627 million over the MTEF period covers the targets set out in the strategic plan.

The funding model per project has been revised and projected over the MTEF period. The targets set are determined based on a number of factors including the SSP research, strategic planning, the prior year actual achievements and Government priorities. The administration budget set aside caters for sufficient capacity within the HWSETA to meet all target set in the MTEF period. Any approved project administration costs for Programmes 2, 3 and 4 are up to 7.5% as determined by the Grant Regulations. Rationalization of the HWSETA structure was recommended and approved by the HWSETA Board on March 2016. The budget has been put aside for this.

In the past two years, 2020-2021 and 2021-2022, the HWSETA has committed 319% and 436% of its discretionary grant reserve respectively for funding with exceptional performance against predetermined targets. The HWSETA aims to drive down the current over-commitment state over the next three years of the MTEF by aggressively releasing current commitments, delaying the approval cycle of discretionary grant projects and not committing any ad-hoc projects unless it is extremely important. Therefore, targets may be lower than prior years and the base line.

#### 4.3 Update Key Risks

Outcome	Key risk	Risk Mitigation
Research, monitoring, evaluation, and impact system of the HWSETA provide a credible skills planning and evaluation system that ensures that its funding initiatives yield good impact in the strategic period	Not having enough research capacity internally to research on the 17 research outputs stated in the NSDS and also creating baselines for all outcome indicators whose baselines have not been established	Outsource some of the research and impact assessment projects. Manage the SLAs of those projects and ensure quality in the work done
The HWSETA delivers its mandate efficiently and effectively through its well capacitated organizational structure and business processes that are automated and integrated in the strategic period	Although the organizational structure may be well capacitated, the budget may not be sufficient as a result of the effects of Covid-19. ERP may not yield efficiencies immediately as such systems take time to be optimally in use	Target in cognisance of the effects of Covid-19 on the HWSETA and the sector at large. Find innovative ways of saving costs such as funding online training instead of face contact which requires costs for venue, travelling accommodation and meals. IT staff to manage the migration from manual system to automated has been added.
The HWSETA promotes linkages between education and the workplace to increase work-based learning opportunities in the health and welfare sector in the strategic period	Employers not fully exposing learners to workplace practical training	Conduct M&E visits and interview learner as they are directly affected

Outcome	Key risk	Risk Mitigation
The HWSETA provides quality assurance services for the health and welfare sector that ensures quality in occupational education and training in the strategic period	Skills Development Providers straggling to offer training during National Disaster lockdown regulations as they may not have infrastructure for e-learning	Change management to be applied where e-learning is phased in gradually, where a hybrid of training is offered at first, and then swiftly moving to fully embracing e-learning
The HWSETA supports the growth of the public college system so that public colleges may qualify as a centres of specialisation in the strategic period	Health sector colleges not having sufficient educators due to changes in professional landscape	Offer post-graduate bursaries to colleges with revised landscapes such as the Nursing Profession.
The HWSETA supports career development services related to the health and welfare sector and makes them accessible to rural and targeted youths in the strategic period	Not having access to school pupils in order to conduct career exhibitions due to Covid-19 National Disaster regulations of social distancing.	Partner with Basic Education Career Development Section (Khetha) in order to collaboratively offer career development  Train Life Orientation Teachers as Career Development Practitioners on health and welfare sector careers and funding programmes of the HWSETA. These Teachers will make career awareness to their students thus conducting career development on behalf of the HWSETA
The HWSETA contributes to the improvement of level of skills for 50% of the South African workforce through various learning programmes that address the critical skills required by the sector in the strategic period.	Since the baseline is not yet established it may happen that 50% of the workforce is not feasible	Baseline will be collected and when next cycle of planning comes the 5year target will be revised
The HWSETA contributes to increased access, by the unemployed, into occupationally directed programmes of the health and welfare sector in the strategic period	Employment rate of students who complete qualifications may not reached desired target due to economic climate	Expose students to training on self-employment so that students on rely on jobs, they can create their own jobs
The HWSETA supports officials from NGOs, NPOs, and Trade Unions in order to strengthen governance and service delivery, and thus advance social, rural, and community development in the strategic period	NGOs/NPOs may experience financial constraints due to lack of funding resulting from diversion of funds to fight the spread and the effects of Covid-19	NGOs need to align themselves with the Countries agenda to fight Covid-19 and its effects thereby making themselves relevant to addressing the needs of the society during Covid-19
The HWSETA supports skills development for entrepreneurial and cooperative activities, as well as the establishment of new enterprises and cooperatives in the strategic period	Retrenchments of staff and closure of small businesses due to Covid-19 National Disaster lockdown restrictions may reduce the number of businesses meeting the threshold to pay skills levy and thus affect the budget of the HWSETA	The HWSETA needs to monitor economic trends and its income so as to pro-actively revise its annual plans.

## PART D: TECHNICAL INDICATOR DESCRIPTOR

The DPME defines a Technical Indicator Description as, "A technical indicator description (TID) is a description of impact, outcome and output, indicators which defines the data collection processes, gathering of portfolios of evidence and acceptable level of performance at the beginning of the planning cycle", (Guidelines for the Implementation of the Revised Framework for Strategic Plans and Annual Performance Plans; 2019:14). These guidelines prescribe the format of TIDS, which has been utilised by the HWSETA in its TID. Also, the TID is utilized together with the standard operating procedures for the verification and validation of performance information PoEs. It is important to note, however, that spatial transformation targets not applicable to the HWSETA, and also that the disaggregation of beneficiaries is not applicable to all output indicators of the APP of the HWSETA.

Output Indicator 1	
Indicator Title	Number of rural and provincial skills development projects funded by the HWSETA to develop and address mid-level skills in the reporting period
Definition	This indicator measures the number of rural and provincial mid-level skills development projects funded by the HWSETA. Mid-level skills development programmes are those aligned or pitched at NQF level 4 to 6.
Source of Data	Employers participating in rural and provincial projects Proposals for funding (when available)
Method of Calculating/Measuring	Performance against this indicator will be measured by counting the number of partnership agreements signed with relevant stakeholders based on projects.
Assumptions	The health and social development will make their rural and provincial priorities known to the HWSETA and will play their role in ensuring that there are partnership agreements in place and that these get implemented
Means of verification	MoAs signed by the HWSETA and stakeholders to support rural and provincial projects
Disaggregation of Beneficiaries	Targets for Women: N/A Targets for Youth: N/A Targets for people with Disabilities: N/A
Calculation Type	Cumulative year end
Reporting Cycle	Quarterly
Desired Performance	The HWSETA will fund rural and provincial skills development projects
Indicator Responsibility	Projects Manager
Indicator Weight	4%

Output Indicator 2	
Indicator Title	Number of employers in the sector who open-up their workplaces for learning through partnerships with the HWSETA in the reporting period
Definition	This indicator measures the number of employers who enter into partnerships with the HWSETA to place learners funded by the HWSETA in workplaces for workplace-based positions
Source of Data	Employers participating in learnerships, internships, TVET WIL, University WIL, and artisans
Method of Calculating/Measuring	Each employer is calculated once even though participation may involve a number of learning programmes
Means of verification	List of all employers participating in workplace-based training MoAs between the HWSETA and employers that participate in learnerships, internships, TVET WIL, University WIL, and artisans
Assumptions	Employers who enter-into these partnerships will not decommit
Disaggregation of Beneficiaries	Targets for Women: N/A Targets for Youth: N/A Targets for people with Disabilities: N/A
Calculation Type	Cumulative year end
Reporting Cycle	Quarterly
Desired Performance	All employers who sign MoAs with the HWSETA for placing learners in workplace position will place them for the duration of the learning programme and expose learners to relevant work exposure
Indicator Responsibility	Projects Manager Learning Programme Manager
Indicator Weight	4%

Output Indicator 3(1)	
Indicator Title	Number of workers whose learner agreements are registered with the HWSETA for learnerships as industry funded or HWSETA funded in the reporting period
Definition	This indicator identifies workers enrolled on learnerships established by the HWSETA in terms of section 16 of the Skills Development Act 97 of 2008; whose learner agreements are registered with the HWSETA in terms of section 17(3) of the Skills Development Act 97 of 2008. This includes both workers funded by the HWSETA and those funded by the industry. Those that are funded will constitute a minimum of 60%.
Source of Data	Employers Training Providers Funded persons
Method of Calculating/Measuring	Each worker has one learner agreement per learnership and each learner agreement is counted once whether funded by HWSETA or by the industry
Means of verification	MoAs (for HWSETA funded learners) Learner schedule or database Learner agreement forms ID copy of learner (availability is dependent on learner consent)
Assumptions	Learners enrolled on learnerships established by the HWSETA have learner agreements registered with the HWSETA whether they are funded by the HWSETA or by industry.
Disaggregation of Beneficiaries	A number of factors come into play in the recruitment and selection of beneficiaries, particularly the employed. This therefore makes it difficult for the HWSETA to set mandatory targets for women, the youth, and persons with disabilities. Employers therefore will be encouraged to endeavor to include the following percentages of targeted populations: 50% women 40% youth 5% persons with disability The disaggregation of the target allocated for this indicator for the current financial year remains discretionary
Calculation Type	Cumulative year end
Reporting Cycle	Quarterly
Desired Performance	Employers should register learner agreements of all learners enrolled for learnerships established by the HWSETA with the HWSETA in adherence to section 17(3) of the Skills Development Act 97 of 2008, as amended
Indicator Responsibility	Learning Programme Manager
Indicator Weight	4,0%

Output Indicator 3(2)	
Indicator Title	Number of workers reported to the HWSETA as having completed learnership programmes registered with the HWSETA as industry or HWSETA funded in the reporting period
Definition	This indicator identifies the number of workers who are reported as having completed learnership training that was registered with the HWSETA through the registration of learnership agreements. This includes both workers funded by the HWSETA and the industry. The completion of the learnership depends on the length of the learnership programme, which can span from a year to two years. Completions are therefore reported by employers or training providers after completion of the learnership programme.
Source of Data	Employers Training Providers Funded persons
Method of Calculating/Measuring	Learners that were registered with the HWSETA, whether funded by the HWSETA or the Industry, for learnerships who complete the programme will be recorded as achievements against this indicator
Means of verification	Proof of completion in the form of statement of results or qualification certificate. For HWSETA funded learnership, the endorsement of learner results by the HWSETA through a verification report will be accepted as proof completion.
Assumptions	Employers and/or training providers will timeously report completions to the HWSETA

Disaggregation of Beneficiaries	Targets for Women: N/A Targets for Youth: N/A Targets for people with Disabilities: N/A
Calculation Type	Cumulative year end
Reporting Cycle	Quarterly
Desired Performance	Completions of learnership programmes are reported by employers and training providers timeously so as to improve efficiencies in reporting
Indicator Responsibility	Learning Programme Manager
Indicator Weight	0,3%

Output Indicator 4(1)	
Indicator Title	Number of employed apprentices and trainee technicians entered- into the HWSETA funded apprenticeship programme in the reporting period
Definition	This indicator identifies the number of apprentices and trainee technicians supported by the HWSETA through funding
Source of Data	Employer organisations Skills Development Providers Funded persons
Method of Calculating/Measuring	Each apprentice or trainee technician is counted once
Means of verification	MoAs Learner agreements ID copy of learner (availability is dependent on learner consent)
Assumptions	Learners funded by the HWSETA for apprenticeships or as trainee technicians successfully complete their training
Disaggregation of Beneficiaries	A number of factors come into play in the recruitment and selection of beneficiaries, particularly the employed. This therefore makes it difficult for the HWSETA to set mandatory targets for women, the youth, and persons with disabilities. Employers therefore will be encouraged to endeavor to include the following percentages of targeted populations: 20% women 40% youth The disaggregation of the target allocated for this indicator for the current financial year remains discretionary
Calculation Type	Cumulative year end
Reporting Cycle	Quarterly
Desired Performance	Employers should register learner agreements of all learners enrolled for apprenticeships funded by the HWSETA
Indicator Responsibility	Learning Programme Manager
Indicator Weight	2,8%

Output Indicator 4(2)	
Indicator Title	Number of employed apprentices and employed trainee technicians reported to the HWSETA as having completed apprenticeships funded by the HWSETA in the reporting period
Definition	This indicator identifies the number of apprentices or trainee technicians who are reported as having completed apprenticeships that were funded by the HWSETA. The completion of the apprenticeship depends on the length of the programme, which can span from a year to two years. Completions are therefore reported by employers or training providers after completion of the programme.
Source of Data	Employers Skills Development Providers Learners
Method of Calculating/Measuring	One proof of completion will be calculated once
Means of verification	Proof of completion in the form of statement of results or qualification certificate.

Assumptions	Employers and/or Skills Development Providers will timeously report completions to the HWSETA
Disaggregation of Beneficiaries	Targets for Women: N/A Targets for Youth: N/A Targets for people with Disabilities: N/A
Calculation Type	Cumulative year end
Reporting Cycle	Quarterly
Desired Performance	Completions of apprenticeship programmes are reported by employers and skills development providers timeously so as to improve efficiencies in reporting
Indicator Responsibility	Learning Programme Manager
Indicator Weight	0,3%

Output Indicator 5	
Indicator Title	Number of monitoring, evaluation, and impact studies, including tracer studies, completed and noted by key stakeholders as measuring the performance of learning programmes and projects implemented by the HWSETA in the reporting period
Definition	The indicator measures the number of monitoring, evaluation, and impact studies, including tracer studies, completed and noted by key stakeholders as measuring the performance of learning programmes and projects implemented by the HWSETA. The key stakeholders that can confirm these reports include HWSETA implementing managers, executive managers, and/or Board Committees
Source of Data	Monitoring, evaluation, and impact study reports, including tracer study reports
Method of Calculating/Measuring	Total number of M&E reports completed and then confirmed by stakeholders
Means of Verification	Monitoring, evaluation, and impact study reports, including tracer study reports Confirmation of findings by key stakeholders
Assumptions	Key stakeholders, particularly HWSETA implementing managers will timeously provide the M&E officers and Impact Assessment Practitioner with all documentation required to conduct the studies
Disaggregation of Beneficiaries	Targets for Women: N/A Targets for Youth: N/A Targets for people with Disabilities: N/A
Calculation Type	cumulative year end
Reporting Cycle	Quarterly
Desired Performance	M&E Officer or Impact Assessment Practitioner will conduct a credible monitoring and evaluation study whose results can be confirmed by key stakeholders as measuring the performance of programmes and projects of the HWSETA
Indicator Responsibility	Manager responsible for programme under review M&E Officer Impact Assessment Practitioner
Indicator weight	3,7%

Output Indicator 6(1)	
Indicator Title	Number of workers entered-into the HWSETA post-graduate bursary programme in the reporting period
Definition	This indicator identifies the number of workers funded by the HWSETA through post-graduate bursaries. According to the Higher Education Qualifications Framework Higher Education Act, 1997 (Act No. 101 of 1997) the National Qualifications Framework has ten levels. Higher education qualifications occupy six levels of the NQF, levels 5 to 10. Levels 5-7 are under-graduate and levels 8-10 are post-graduate. The framework comprises the following qualification types: <b>Under-graduate Qualifications</b> • Higher Certificate • Advanced Certificate • Diploma • Advanced Diploma • Bachelor's Degree; Post-graduate Diploma • <b>Post-graduate Qualification</b> • Bachelor Honours Degree • Master's Degree • Doctoral Degree. The HWSETA however has to operationalize its Undergraduate and Post-graduate bursary programmes to represent the following types of qualifications: Undergraduate bursary programme to fund: Higher Certificate • Advanced Certificate • Diploma • Advanced Diploma • Bachelor's Degree • Post-graduate Diploma. The Post-graduate bursary programme to fund: Honours Degree • Master's Degree • Doctoral or PhD Degrees.
Source of Data	Universities who signed MoAs with the HWSETA for Post-Graduate Bursaries Funded Post-Graduate Students

Method of Calculating/Measuring	Each post-graduate student (worker) that is employed who accepts the HWSETA bursary by signing a registration form will form part of the actual achievement against this indicator
Means of verification	MoAs HWSETA Learner agreement or registration form ID copy of learner (availability is dependent on learner consent)
Assumptions	Workers funded through post-graduate bursaries will successfully complete their qualifications
Disaggregation of Beneficiaries	A number of factors come into play in the recruitment and selection of beneficiaries, particularly the employed. This therefore makes it difficult for the HWSETA to set mandatory targets for women, the youth, and persons with disabilities. Employers/ training institutions therefore will be encouraged to endeavor to include the following percentages of targeted populations: 50% women 40% youth 5% persons with disability The disaggregation of the target allocated for this indicator for the current financial year remains discretionary
Calculation Type	Cumulative year end
Reporting Cycle	Quarterly
Desired Performance	Workers should sign HWSETA registration forms to accept the bursary
Indicator Responsibility	Research Manager
Indicator Weight	1,8%

Output Indicator 6(2)	
Indicator Title	Number of workers re-entered-into the HWSETA post-graduate bursaries in the reporting period
Definition	This indicator identifies the number of workers funded by the HWSETA through post-graduate bursaries who re-register for the next level of a multi-year qualification. The Post-graduate bursary programme funds: Honours Degree • Master's Degree • Doctoral or PhD Degrees. According to the Higher Education Qualifications Framework Higher Education Act, 1997 (Act No. 101 of 1997) the National Qualifications Framework has ten levels. Higher education qualifications occupy six levels of the NQF, levels 5 to 10. Levels 5-7 are under-graduate and levels 8-10 are post-graduate. The framework comprises the following qualification types: <b>Under-graduate Qualifications</b> • Higher Certificate • Advanced Certificate • Diploma • Advanced Diploma • Bachelor's Degree; Post-graduate Diploma • <b>Post-graduate Qualification</b> • Bachelor Honours Degree • Master's Degree • Doctoral Degree. The HWSETA however has to operationalize its Undergraduate and Post-graduate bursary programmes to represent the following types of qualifications: Undergraduate bursary programme to fund: Higher Certificate • Advanced Certificate • Diploma • Advanced Diploma • Bachelor's Degree • Post-graduate Diploma. The Post-graduate bursary programme to fund: Honours Degree • Master's Degree • Doctoral or PhD Degrees.
Source of Data	Universities who signed MoAs with the HWSETA for Post-Graduate Bursaries Funded Post-Graduate Students
Method of Calculating/Measuring	Each post-graduate student (worker) that is employed who accepts the HWSETA bursary by signing a re-registration form will form part of the actual achievement against this indicator
Means of verification	MoAs HWSETA Learner registration form ID copy of learner (availability is dependent on learner consent)
Assumptions	Learners funded on post-graduate bursaries are registered with the HWSETA.
Disaggregation of Beneficiaries	Targets for Women: N/A Targets for Youth: N/A Targets for people with Disabilities: N/A
Calculation Type	cumulative year end
Reporting Cycle	Quarterly

Desired Performance	Workers should sign HWSETA registration forms to accept the bursary
Indicator Responsibility	Research Manager
Indicator Weight	0,5%

Output Indicator 6(3)	
Indicator Title	Number of workers reported to the HWSETA for having completed postgraduate qualifications funded by the HWSETA in the reporting period
Definition	<p>This indicator identifies the number of post-graduate students who completed qualifications funded by the HWSETA. The Post-graduate bursary programme funds: Honours Degree • Master's Degree • Doctoral or PhD Degrees. The completion depends on the length of the programme, which can span from a year to five years. According to the Higher Education Qualifications Framework Higher Education Act, 1997 (Act No. 101 of 1997) the National Qualifications Framework has ten levels. Higher education qualifications occupy six levels of the NQF, levels 5 to 10. Levels 5-7 are under-graduate and levels 8-10 are post-graduate. The framework comprises the following qualification types: <b>Under-graduate Qualifications</b> • Higher Certificate • Advanced Certificate • Diploma • Advanced Diploma • Bachelor's Degree; Post-graduate Diploma • <b>Post-graduate Qualification</b> • Bachelor Honours Degree • Master's Degree • Doctoral Degree.</p> <p>The HWSETA however has to operationalize it's Undergraduate and Post-graduate bursary programmes to represent the following types of qualifications: Undergraduate bursary programme to fund: Higher Certificate • Advanced Certificate • Diploma • Advanced Diploma • Bachelor's Degree • Post-graduate Diploma. The Post-graduate bursary programme to fund: Honours Degree • Master's Degree • Doctoral or PhD Degrees.</p>
Source of Data	Universities who signed MoAs with the HWSETA for Post-Graduate Bursaries Funded persons
Method of Calculating/Measuring	Each post-graduate student worker that is employed who received a bursary from the HWSETA to fund post-graduate studies and then completes his or her studies will form part of the actual achievement against this indicator
Means of verification	<ol style="list-style-type: none"> <li>1. Proof of completion in the form of statement of results or qualification certificate.</li> <li>2. Approval schedule containing list of learners funded. This schedule should be signed by the Executive Manager and should contain the funding year; or Learner registration (agreement) form of the HWSETA</li> </ol>
Assumptions	Funded Post-Graduate Students will timeously report completions to the HWSETA
Disaggregation of Beneficiaries	Targets for Women: N/A Targets for Youth: N/A Targets for people with Disabilities: N/A
Calculation Type	Cumulative year end
Reporting Cycle	Quarterly
Desired Performance	Completions are reported by learners timeously so as to improve efficiencies in reporting
Indicator Responsibility	Research Manager
Indicator Weight	0,3%

Output Indicator 6(4)	
Indicator Title	Number of workers entered-into the HWSETA under-graduate qualifications and post-graduate diploma bursaries in the reporting period
Definition	<p>This indicator identifies the number of workers funded by the HWSETA through under-graduate bursaries. The Undergraduate and post-graduate diploma bursary programme funds: Higher Certificate • Advanced Certificate • Diploma • Advanced Diploma • Bachelor's Degree • Post-graduate Diploma.</p> <p>According to the Higher Education Qualifications Framework Higher Education Act, 1997 (Act No. 101 of 1997) the National Qualifications Framework has ten levels. Higher education qualifications occupy six levels of the NQF, levels 5 to 10. Levels 5-7 are under-graduate and levels 8-10 are post-graduate. The framework comprises the following qualification types: <b>Under-graduate Qualifications</b> • Higher Certificate • Advanced Certificate • Diploma • Advanced Diploma • Bachelor's Degree; Post-graduate Diploma • <b>Post-graduate Qualification</b> • Bachelor Honours Degree • Master's Degree • Doctoral Degree.</p> <p>The HWSETA however has to operationalize it's Undergraduate and Post-graduate bursary programmes to represent the following types of qualifications: Undergraduate bursary programme to fund: Higher Certificate • Advanced Certificate • Diploma • Advanced Diploma • Bachelor's Degree • Post-graduate Diploma. The Post-graduate bursary programme to fund: Honours Degree • Master's Degree • Doctoral or PhD Degrees.</p>
Source of Data	Universities who signed MoAs with the HWSETA for Under-Graduate Bursaries Funded Under-Graduate Students
Method of Calculating/Measuring	Each under-graduate student that is employed who accepts the HWSETA bursary by signing a registration form will form part of the actual achievement against this indicator
Means of verification	MoAs Learner registration form ID copy of learner (availability is dependent on learner consent)
Assumptions	Workers funded through post-graduate bursaries will successfully complete their qualifications
Disaggregation of Beneficiaries	<p>A number of factors come into play in the recruitment and selection of beneficiaries, particularly the employed. This therefore makes it difficult for the HWSETA to set mandatory targets for women, the youth, and persons with disabilities. Employers/ training institutions therefore will be encouraged to endeavor to include the following percentages of targeted populations:</p> <ul style="list-style-type: none"> <li>50% women</li> <li>40% youth</li> <li>5% persons with disability</li> </ul> <p>The disaggregation of the target allocated for this indicator for the current financial year remains discretionary</p>
Calculation Type	Cumulative year end
Reporting Cycle	Quarterly
Desired Performance	Workers should sign HWSETA registration forms to accept the bursary
Indicator Responsibility	Projects Manager
Indicator Weight	1,4%



Output Indicator 6(5)	
Indicator Title	Number of workers re-entered-into the HWSETA under-graduate qualifications and post-graduate diploma bursaries in the reporting period
Definition	This indicator identifies the number of workers funded by the HWSETA through under-graduate qualifications and post-graduate diploma qualifications bursaries who re-register for the next level of a multi-year qualification. qualifications and post-graduate diploma qualifications According to the Higher Education Qualifications Framework Higher Education Act, 1997 (Act No. 101 of 1997) the National Qualifications Framework has ten levels. Higher education qualifications occupy six levels of the NQF, levels 5 to 10. Levels 5-7 are under-graduate and levels 8-10 are post-graduate. The framework comprises the following qualification types: <b>Under-graduate Qualifications</b> • Higher Certificate • Advanced Certificate • Diploma • Advanced Diploma • Bachelor's Degree; Post-graduate Diploma • <b>Post-graduate Qualifications</b> • Bachelor Honours Degree • Master's Degree • Doctoral Degree. The HWSETA however has to operationalize it's Undergraduate and Post-graduate bursary programmes to represent the following types of qualifications: Undergraduate bursary programme to fund: Higher Certificate • Advanced Certificate • Diploma • Advanced Diploma • Bachelor's Degree • Post-graduate Diploma. The Post-graduate bursary programme to fund: Honours Degree • Master's Degree • Doctoral or PhD Degrees.
Source of Data	Universities who signed MoAs with the HWSETA for Under-Graduate Bursaries Funded Under-Graduate Students
Method of Calculating/Measuring	Each under-graduate student that is employed who accepts the HWSETA bursary by signing a registration form will form part of the actual achievement against this indicator
Means of verification	MoAs Learner registration form ID copy of learner (availability is dependent on learner consent)
Assumptions	Learners funded on under-graduate bursaries are registered with the HWSETA.
Disaggregation of Beneficiaries	Targets for Women: N/A Targets for Youth: N/A Targets for people with Disabilities: N/A
Calculation Type	Cumulative year end
Reporting Cycle	Quarterly
Desired Performance	Workers should sign HWSETA registration forms to accept the bursary
Indicator Responsibility	Projects Manager
Indicator Weight	0,5%

Output Indicator 6(6)	
Indicator Title	Number of workers reported to the HWSETA for having completed under-graduate qualifications and post graduate diploma qualifications funded by the HWSETA in the reporting period
Definition	This indicator identifies the number of of workers funded through under-graduate qualifications and post-graduate diploma bursary programme who completed qualifications funded by the HWSETA. The Undergraduate and post-graduate diploma bursary programme funds: Higher Certificate • Advanced Certificate • Diploma • Advanced Diploma • Bachelor's Degree • Post-graduate Diploma. The completion depends on the length of the programme, which can span from a year to five years. According to the Higher Education Qualifications Framework Higher Education Act, 1997 (Act No. 101 of 1997) the National Qualifications Framework has ten levels. Higher education qualifications occupy six levels of the NQF, levels 5 to 10. Levels 5-7 are under-graduate and levels 8-10 are post-graduate. The framework comprises the following qualification types: <b>Under-graduate Qualifications</b> • Higher Certificate • Advanced Certificate • Diploma • Advanced Diploma • Bachelor's Degree; Post-graduate Diploma • <b>Post-graduate Qualifications</b> • Bachelor Honours Degree • Master's Degree • Doctoral Degree. The HWSETA however has to operationalize it's Undergraduate and Post-graduate bursary programmes to represent the following types of qualifications: Undergraduate bursary programme to fund: Higher Certificate • Advanced Certificate • Diploma • Advanced Diploma • Bachelor's Degree • Post-graduate Diploma. The Post-graduate bursary programme to fund: Honours Degree • Master's Degree • Doctoral or PhD Degrees.

Source of Data	Universities who signed MoAs with the HWSETA for Under-Graduate Bursaries Funded Under-Graduate Students
Method of Calculating/Measuring	Each under-graduate student (workers) that is employed who received a bursary from the HWSETA to fund under-graduate studies and then completes his or her studies will form part of the actual achievement against this indicator
Means of verification	Proof of completion in the form of statement of results or qualification certificate. Approval schedule containing list of learners funded. This schedule should be signed by the Executive Manager and should contain the funding year; or Learner registration (agreement) form of the HWSETA
Assumptions	Workers will timeously report completions to the HWSETA
Disaggregation of Beneficiaries	Targets for Women: N/A Targets for Youth: N/A Targets for people with Disabilities: N/A
Calculation Type	Cumulative year end
Reporting Cycle	Quarterly
Desired Performance	Completions are reported by learners timeously so as to improve efficiencies in reporting
Indicator Responsibility	Projects Manager
Indicator Weight	0,3%

Output Indicator 7(1)	
Indicator Title	Number of unemployed graduates entered-into the internship programme funded by the HWSETA in the reporting period
Definition	This indicator identifies the number of unemployed graduates who are placed on work experience programmes funded by the HWSETA after completing their qualifications. Graduates include those from universities and those from TVET Colleges and other Public Colleges. Other Public Colleges can be described as Health and Social Sector Colleges which comprise Colleges that are recognised by Professional Councils, such as the Nursing Council for Nursing Colleges, the HPCSA for Emergency Services Colleges; HPCSA for Psychology Colleges, Pharmacy Council for Pharmacy Colleges, Various religious councils for various religious colleges, Veterinary Council for Agricultural Colleges etc. These colleges are a priority to the HWSETA as they are colleges in the health welfare sector.
Source of Data	Employer organisations Funded Learners
Method of Calculating/Measuring	Learners that have obtained a qualification that are placed with employers in the health and social development sector on an internship programme that is funded by the HWSETA are reported as achievements against this indicator
Means of verification	MoAs with employers participating in the internship programme of the HWSETA Internship agreement or registration form ID copy of learner (availability is dependent on learner consent)
Assumptions	Employers will expose unemployed graduates to work experience that will help them to find jobs.
Disaggregation of Beneficiaries	A number of factors come into play in the recruitment and selection of beneficiaries. This therefore makes it difficult for the HWSETA to set mandatory targets for women, the youth, and persons with disabilities. Employers therefore will be encouraged to endeavor to include the following percentages of targeted populations: 75% women 60% youth 5% persons with disability 60% from municipal nodes (refer to page 13) The disaggregation of the target allocated for this indicator for the current financial year remains discretionary
Calculation Type	Cumulative year end
Reporting Cycle	Quarterly
Desired Performance	All unemployed graduates that are placed on internship programmes should find jobs before the internship ends
Indicator Responsibility	Projects Manager
Indicator Weight	1,6%

Output Indicator 7(2)	
Indicator Title	Number of unemployed graduates reported to the HWSETA as having completed the internship programme funded by the HWSETA in the reporting period
Definition	This indicator identifies the number of unemployed graduates who completed internship programmes funded by the HWSETA. The completion may be at resignation, which may be prior to the end of the internship programme or at the end of the internship programme. Graduates include those from universities and those from TVET Colleges and other Public Colleges. Other Public Colleges can be described as Health and Social Sector Colleges which comprise Colleges that are recognised by Professional Councils, such as the Nursing Council for Nursing Colleges, the HPCSA for Emergency Services Colleges; HPCSA for Psychology Colleges, Pharmacy Council for Pharmacy Colleges, Various religious councils for various religious colleges, Veterinary Council for Agricultural Colleges etc. These colleges are a priority to the HWSETA as they are colleges in the health welfare sector.
Source of Data	Employer Organisation Learners
Method of Calculating/Measuring	All interns funded by the HWSETA who complete the internship either due to it coming to an end or on resignation of an intern due to finding a job will be counted as an achievement against this indicator
Means of verification	Proof of completion in the form of employer report
Assumptions	Employer organisation will timeously report completions to the HWSETA
Disaggregation of Beneficiaries	Targets for Women: N/A Targets for Youth: N/A Targets for people with Disabilities: N/A
Calculation Type	Cumulative year end
Reporting Cycle	Quarterly
Desired Performance	Completions are reported by employer organisations timeously so as to improve efficiencies in reporting
Indicator Responsibility	Projects Manager
Indicator Weight	0,3%

Output Indicator 8(1)	
Indicator Title	Number of workers entered- into credit and non-credit bearing skills programmes funded by the HWSETA in the reporting period
Definition	This indicator identifies the number of workers funded by the HWSETA for skills programmes that are aligned to the NQF or non-aligned to the NQF. These cater for the critical skills required by the workers. These skills may be obtained through formal or informal forms of education.
Source of Data	Employer organisations Funded learners
Method of Calculating/Measuring	Each worker is counted once per skill programme funded
Means of verification	MoAs with employers participating in skills programmes Learner agreement or registration form ID copy of learner (availability is dependent on learner consent)
Assumptions	Learners should attend the skills programme and complete it.

Disaggregation of Beneficiaries	A number of factors come into play in the recruitment and selection of beneficiaries, particularly the employed. This therefore makes it difficult for the HWSETA to set mandatory targets for women, the youth, and persons with disabilities. Employers therefore will be encouraged to endeavor to include the following percentages of targeted populations: 50% women 40% youth 5% persons with disability The disaggregation of the target allocated for this indicator for the current financial year remains discretionary
Calculation Type	Cumulative year end
Reporting Cycle	Quarterly
Desired Performance	Employer organisations should register their learner agreements with the HWSETA.
Indicator Responsibility	Learning Programme Manager
Indicator Weight	2,4%

Output Indicator 8(2)	
Indicator Title	Number of workers reported to the HWSETA as having completed credit and non-credit bearing skills programmes funded by the HWSETA in the reporting period
Definition	This indicator identifies the number of workers who completed skills programmes funded by the HWSETA. The completion depends on the length of the programme, which can span from a day to nine months
Source of Data	Employer organisations Funded learners
Method of Calculating/Measuring	Each worker is counted once per skill programme funded
Means of verification	Proof of completion in the form of statement of results or certificate of completion. For HWSETA skills programmes, the endorsement of learner results by the HWSETA through a verification report will be accepted as proof completion.
Assumptions	Employer organisations will timeously report completions to the HWSETA
Disaggregation of Beneficiaries	Targets for Women: N/A Targets for Youth: N/A Targets for people with Disabilities: N/A
Calculation Type	Cumulative year end
Reporting Cycle	Quarterly
Desired Performance	Completions are reported by employer organisations timeously so as to improve efficiencies in reporting
Indicator Responsibility	Learning Programme Manager
Indicator Weight	0,3%

Indicator 9	
Indicator Title	Number of cooperatives in the health and welfare sector whose skills needs are funded by the HWSETA per year
Definition	This indicator identifies and supports skills development needs of cooperatives in the health and welfare sector.
Source of Data	Members of Cooperatives
Method of Calculating/Measuring	Cooperatives that have been funded are reported as achievements
Means of Verification	MoA or SLA with relevant stakeholder Registration of Cooperative
Assumptions	Cooperatives will identify skills needs relevant to their core business
Disaggregation of Beneficiaries	Priority will be given to cooperatives with a majority of women as part of membership and also youth.

Calculation Type	Cumulative year end
Reporting Cycle	Quarterly
Desired Performance	The HWSETA will fund skills development priorities of cooperatives
Indicator Responsibility	Projects Manager
Indicator Weight	2,5%

Indicator 10 (1)	
Indicator Title	Number of small and emerging businesses from the health and welfare sector whose skills needs are funded by the HWSETA per year
Definition	This indicator identifies skills development needs of small and emerging businesses in the health and welfare sector. The Revised Schedule 1 of the National Definition of Small Enterprise in South Africa defines small businesses as those that have 11-50 paid employees and medium businesses as those that have 51-250 paid employees. Emerging organisations are growing organisations that can have one employee to 10 employees.
Source of Data	Small and Emerging business that have been funded for skills needs development are reported as achievements
Method of Calculating/Measuring	Skills development needs of small and emerging businesses and lists priorities. Skills development programmes funded by the HWSETA are then measured if they addressed these priorities
Means of Verification	MoAs with small and emerging businesses Schedule of funded small and emerging businesses CIPC registration certificate Skills portal to verify the size of businesses funded
Assumptions	The HWSETA will fund skills development priorities of small and emerging businesses
Disaggregation of Beneficiaries	Targets for Women: N/A Targets for Youth: N/A Targets for people with Disabilities: N/A
Calculation Type	Cumulative year end
Reporting Cycle	Quarterly
Desired Performance	The HWSETA will fund skills development priorities of small and emerging businesses
Indicator Responsibility	WSP Manager
Indicator Weight	1,5%

Indicator 10 (2)	
Indicator Title	Number of people funded by the HWSETA for entrepreneurship development to support their businesses start-up ventures in the reporting period
Definition	This indicator measures the number of people funded through the entrepreneurship development programme of the HWSETA to support their businesses start-up ventures. This programme involves skills development training initiatives for exposure of individual persons to entrepreneurship as well as support for business start-ups by the HWSETA per year. A business startup is a company not older than 3-5 years.
Source of Data	Individuals funded by the HWSETA through its entrepreneurship development programme to start their businesses during the reporting period. CIPC registration certificates for companies.
Method of Calculating/Measuring	Each person funded by the HWSETA for participation in the entrepreneurship development programme will be counted once irrespective of the number of activities he or she has been exposed to.
Means of Verification	Schedule of people participating in the entrepreneurship development programme during the period under review MoAs with entities participating in the entrepreneurship development programme Proposals for new venture funding and/or CIPC registration certificate
Assumptions	The HWSETA will support people based on new venture proposal and support them to either start their businesses or a new venture. This will involve a business cycle from pre-registration (including informal businesses) of a registered business not older than 5years of registration.

Disaggregation of Beneficiaries	Targets for Women: 50% Targets for Youth: 65% Targets for people with Disabilities: 5%
Calculation Type	Cumulative year end
Reporting Cycle	Quarterly
Desired Performance	The HWSETA will fund skills development priorities of small and emerging businesses
Indicator Responsibility	WSP Manager
Indicator Weight	1%

Indicator 11 (1)	
Indicator Title	Number of officials from NGOs and NPOs funded by the HWSETA for skills development per year
Definition	This indicator identifies the number of employees from NGOs and/or NPOs that have been exposed to some form of skills development programme by the HWSETA
Source of Data	Employees from NGOs and/or NPOs
Method of Calculating/Measuring	Officials exposed to skills development programmes through HWSETA funding will be recorded as achievements against this indicator
Means of verification	MoAs with NPOs and NGOs Schedule or list of official that have been trained Attendance registers of the training
Assumptions	The HWSETA will fund skills development priorities of NGOs/NPos
Disaggregation of Beneficiaries	Targets for Women: N/A Targets for Youth: N/A Targets for people with Disabilities: N/A
Calculation Type	Cumulative year end
Reporting Cycle	Quarterly
Desired Performance	The HWSETA will fund skills development priorities of NGOs/NPos
Indicator Responsibility	Projects Manager
Indicator Weight	2,9%

Indicator 11 (2)	
Indicator Title	Number of officials from Trade Unions funded by the HWSETA for skills development per year
Definition	This indicator identifies the number of employees from Trade Unions that have been exposed to some form of skills development programme by the HWSETA
Source of Data	Questionnaires completed by Trade unions and employees trained
Method of Calculating/Measuring	Officials exposed to skills development programmes through HWSETA funding will be recorded as achievements against this indicator
Means of verification	MoAs with Trade Unions or SLA with service provider Schedule or list of official that have been trained Attendance registers of the training or registration forms
Assumptions	The HWSETA will fund skills development priorities of Trade Unions
Disaggregation of Beneficiaries	Targets for Women: N/A Targets for Youth: N/A Targets for people with Disabilities: N/A
Calculation Type	Cumulative year end
Reporting Cycle	Quarterly
Desired Performance	The HWSETA will fund skills development priorities of Trade Unions
Indicator Responsibility	Projects Manager
Indicator Weight	2%

Output Indicator 12	
Indicator Title	Number of SSP updates and applied research reports completed and noted by key stakeholders in the reporting period
Definition	The indicator reports the latest SSP update and number of research reports produced per financial year. The SSP Update is acknowledged by the DHET and the research reports are noted by one of the HWSETA Board Committees. The SSP update is an annual update that precedes the strategic planning and operational planning process. The SSP is an applied research report (one update report annually). What is peculiar about this report is that it is legislated and therefore regulated by the DHET. Also, it has a specific objective of informing the sector about the overall skills needs. The specific mention of the SSP in the indicator is to emphasise its inclusion as one of the research reports to be reported on.
Source of Data	SSP Update Research reports
Method of Calculating/Measuring	Number of research reports and latest SSP update produced per year Presentation of these reports and updates that show coverage of NSDP research outputs, occupations on demand, skills needs, and the education and training landscape.
Means of verification	Research reports
Submission to one of the Board Committees	SSP update signed by the Board Chairperson Proof of submission to the DHET
Assumptions	These should be first planned for in the research agenda
Disaggregation of Beneficiaries	Targets for Women: N/A Targets for Youth: N/A Targets for people with Disabilities: N/A
Calculation Type	Cumulative year end
Reporting Cycle	Quarterly
Desired Performance	To cover at least one NSDP outcome in each research report Research report findings to be included in the SSP Update
Indicator Responsibility	Research Manager
Indicator Weight	4%

Indicator 13(1)	
Indicator Title	Number of WSPs and ATRs approved for Small firms per year
Definition	This indicator measures the number of small firms whose Workplace Skills Plans/ Annual Training Reports (WSPs/ATRs) were evaluated and approved by the HWSETA during the reporting period. Small firms are firms that have 0-49 employees
Source of Data	List of Small Firms with approved WSPs/ATRs Access to the WSP ERP module
Method of Calculating/Measuring	Small firms whose WSPs are approved will be recorded as achievements against this indicator
Means of verification	List of Small Firms with approved WSPs/ATRs Access to the WSP ERP module
Assumptions	Small firms will submit WSPs/ATRs that meet minimum standards for approval
Disaggregation of Beneficiaries	Targets for Women: N/A Targets for Youth: N/A Targets for people with Disabilities: N/A
Calculation Type	Cumulative year end
Reporting Cycle	Quarterly
Desired Performance	The Small firms will submit WSPs/ATRs that meet minimum standards for approval
Indicator Responsibility	WSP Manager
Indicator Weight	0,5%

Indicator 13(2)	
Indicator Title	Number of WSPs and ATRs approved for Medium firms per year
Definition	This indicator measures the number of medium firms whose Workplace Skills Plans/ Annual Training Reports (WSPs/ATRs) were evaluated and approved by the HWSETA during the reporting period. Medium firms are firms that have 50-149 employees
Source of Data	List of Medium Firms with approved WSPs/ATRs Access to the WSP ERP module
Method of Calculating/Measuring	Medium firms whose WSPs are approved will be recorded as achievements against this indicator
Means of verification	List of Medium Firms with approved WSPs/ATRs Access to the WSP ERP module
Assumptions	Medium firms will submit WSPs/ATRs that meet minimum standards for approval
Disaggregation of Beneficiaries	Targets for Women: N/A Targets for Youth: N/A Targets for people with Disabilities: N/A
Calculation Type	Cumulative year end
Reporting Cycle	Quarterly
Desired Performance	The Medium firms will submit WSPs/ATRs that meet minimum standards for approval
Indicator Responsibility	Projects Manager
Indicator Weight	0,5%

Indicator 13(3)	
Indicator Title	Number of WSPs and ATRs approved for Large firms per year
Definition	This indicator measures the number of large firms whose Workplace Skills Plans/ Annual Training Reports (WSPs/ATRs) were evaluated and approved by the HWSETA during the reporting period. Large firms are firms that have 150+ employees
Source of Data	List of Large Firms with approved WSPs/ATRs Access to the WSP ERP module
Method of Calculating/Measuring	Larger firms whose WSPs are approved will be recorded as achievements against this indicator
Means of verification	List of Large Firms with approved WSPs/ATRs Access to the WSP ERP module
Assumptions	Large firms will submit WSPs/ATRs that meet minimum standards for approval
Disaggregation of Beneficiaries	Targets for Women: N/A Targets for Youth: N/A Targets for people with Disabilities: N/A
Calculation Type	Cumulative year end
Reporting Cycle	Quarterly
Desired Performance	The Large firms will submit WSPs/ATRs that meet minimum standards for approval
Indicator Responsibility	Projects Manager
Indicator Weight	0,5%

Indicator 14	
Indicator Title	Number of projects funded through discretionary grants aimed at public sector education and training in the reporting period
Definition	This indicator measures the number of skills development projects of the public sector, particularly but not limited to the Departments of Health and Social Development, that are supported by the HWSETA through discretionary grant funding in the reporting period.
Source of Data	MoAs signed by the HWSETA to support the skills development projects of the Departments of Health and Social Development and other public sector institutions

Method of Calculating/Measuring	Number of skills development projects of the Departments of Health and Social Development and other public sector institutions supported by the HWSETA
Means of Verification	MoAs signed by the HWSETA with the Departments of Health and Social Development and other public sector institutions
Assumptions	The HWSETA will fund skills development priorities of the department of social development and health and other public sector institutions
Disaggregation of Beneficiaries	Targets for Women: N/A Targets for Youth: N/A Targets for people with Disabilities: N/A
Calculation Type	Cumulative year end
Reporting Cycle	Quarterly
Desired Performance	The HWSETA will fund skills development priorities of the department of social development and health and other public sector institutions
Indicator Responsibility	Projects Manager
Indicator Weight	4%

Indicator 15	
Indicator Title	Number of school and post-school youth from urban and rural areas reached through career development awareness programmes in the reporting period
Definition	This indicator measures exposure of youth in schools through career development awareness events. This indicator also measures post-school youth who access the career portal of the HWSETA. Post-school youth comprise 15year old to 34 year olds who are outside the schooling system either due to dropping out of school or from completing matric. These youths are grouped by location, either by being from urban or rural areas. The location of school youths is identified through the school in which the this youth attended career development awareness event as a proxy indicator. The location of pots-school youth is identified through the addresses these youth provide on the career portal of the HWSETA. Classification of rural and urban areas is contained as an annexure to the Standard Operating Procedures for Performance Information. This classification is based on Metropolitan and district municipalities and has been taken from the municipal profiles provided by the Department of Cooperative Governance and Traditional Affairs
Source of Data	The Marketing division will provide attendance registers, report on the career guidance events held by the HWSTA. The career portal will be utilized to identify post-school youth and those that will be of particular interest are those that are in the NEET (Not in Education, Employment, or Training) category.
Method of Calculating/Measuring	All learners to be reported should be Youth and they should have attended a career guidance event hosted by the HWSETA, or they should have accessed the career portal of the HWSETA and thus registered their names either on the attendance register provided by the HWSETA or the career portal. The grade of the learner is taken as a proxy indicator of them being youth as schools admit learners who are below 35years for Matric. Also, youth accessing the career portal are required to enter their ID numbers. For transformational targets, the youth reached through career guidance events, their location will be identified through the location of the school, and those reached through the career portal their location will be identified through the addresses they provide on the portal.
Means of verification	Attendance register completed by school youth who attended the event Report of the event Database from the Career Portal
Assumptions	Pupils reside within the vicinity of the location of the school. Therefore, if the school is situated in a rural area, it will be assumed that the pupils from that school are from the rural areas
Disaggregation of Beneficiaries	Transformational target for municipal development nodes identified on the 2023-2024 APP should reach 60% of youth from these nodes. Refer to figure 3 for the municipal development nodes targeted by the HWSETA.
Calculation Type	Cumulative year end
Reporting Cycle	Quarterly

Desired Performance	The Marketing division will make career guidance services available to school pupils and youth Not in Employment, Education, and Training (NEET)
Indicator Responsibility	Marketing Manager Provincial Managers
Indicator Weight	1,0%

Indicator 16 (1)	
Indicator Title	Number of lectures and Managers from TVET Colleges and other public colleges funded by the HWSETA for skills development in the reporting period
Definition	This indicator measures the number of lectures and Managers from TVET Colleges and other public colleges funded by the HWSETA for skills development in the reporting period. Other Public Colleges can be described as Health and Social Sector Colleges which comprise Colleges that are recognised by Professional Councils, such as the Nursing Council for Nursing Colleges, the HPCSA for Emergency Services Colleges; HPCSA for Psychology Colleges, Pharmacy Council for Pharmacy Colleges, Various religious councils for various religious colleges, Veterinary Council for Agricultural Colleges etc. These colleges are a priority to the HWSETA as they are colleges in the health welfare sector. Lecturers includes educators of colleges as well as career guidance teachers at schools. Lectures includes educators in colleges and career guidance teachers. Managers include persons occupying management positions in TVET and other public colleges.
Source of Data	MoAs Schedule or list of lecturers from TVET and other Public Colleges funded Schedule of managers from TVET and other Public Colleges funded Registration forms of lecturers and Managers from TVET and other Public Colleges funded ID copy of lecturers and Managers funded from TVET and other Public Colleges (availability is dependent on learner consent)
Method of Calculating/Measuring	All lecturers funded for skills development programmes by the HWSETA are recorded as achievements against this indicator by the HWSETA
Means of Verification	MoAs Schedule or list of lecturers from TVET and other Public Colleges funded Schedule of managers from TVET and other Public Colleges funded Registration forms of lecturers and Managers from TVET and other Public Colleges funded ID copy of lecturers and Managers funded from TVET and other Public Colleges (availability is dependent on learner consent)
Assumptions	Lecturer funded will complete the programme
Disaggregation of Beneficiaries	A number of factors come into play in the recruitment and selection of beneficiaries, particularly the employed. This therefore makes it difficult for the HWSETA to set mandatory targets for women, the youth, and persons with disabilities. Employers therefore will be encouraged to endeavor to include the following percentages of targeted populations: 50% women 40% youth 5% persons with disability The disaggregation of the target allocated for this indicator for the current financial year remains discretionary
Calculation Type	Cumulative year end
Reporting Cycle	Quarterly
Desired Performance	Employer organisations should register their learner agreements with the HWSETA
Indicator Responsibility	Projects Manager
Indicator Weight	3,5%

Indicator 16 (2)	
Indicator Title	Number of lecturers and Managers from TVET and other public colleges reported to the HWSETA as having completed training funded by the HWSETA in the reporting period
Definition	This indicator measures the number of lectures and Managers from TVET Colleges and other public colleges that completed training funded by the HWSETA in the reporting period. Other Public Colleges can be described as Health and Social Sector Colleges which comprise Colleges that are recognised by Professional Councils, such as the Nursing Council for Nursing Colleges, the HPCSA for Emergency Services Colleges; HPCSA for Psychology Colleges, Pharmacy Council for Pharmacy Colleges, Various religious councils for various religious colleges, Veterinary Council for Agricultural Colleges etc. Lecturers includes educators of colleges as well as career guidance teachers at schools. Lectures includes educators in colleges and career guidance teachers. Managers include persons occupying management positions in TVET and other public colleges.
Source of Data	Schedule or list of lecturers funded Schedule or list of Managers funded Proof of completion in the form of statement of results or qualification certificate.
Method of Calculating/Measuring	Funded learners who complete training will be recorded as achievements against this indicator
Means of verification	Proof of completion in the form of statement of results or qualification certificate.
Assumptions	TVET and other public college lecturers will timeously report completions to the HWSETA
Disaggregation of Beneficiaries	Targets for Women: N/A Targets for Youth: N/A Targets for people with Disabilities: N/A
Calculation Type	Cumulative year end
Reporting Cycle	Quarterly
Desired Performance	Completions are reported by TVET and other public college lecturers timeously so as to improve efficiencies in reporting
Indicator Responsibility	Projects Manager
Indicator Weight	0,3%

Output Indicator 17(1)	
Indicator Title	Number of students and lectures from TVET and other public colleges funded by the HWSETA through vocational and occupational training bursaries in the reporting period
Definition	This indicator identifies the number of students and lecturers from TVET and other public colleges students funded by the HWSETA through vocational and occupational training bursaries. Other Public Colleges can be described as Health and Social Sector Colleges which comprise Colleges that are recognised by Professional Councils, such as the Nursing Council for Nursing Colleges, the HPCSA for Emergency Services Colleges; HPCSA for Psychology Colleges, Pharmacy Council for Pharmacy Colleges, Various religious councils for various religious colleges, Veterinary Council for Agricultural Colleges etc. These colleges are a priority to the HWSETA as they are colleges in the health welfare sector.
Source of Data	TVET and other public colleges HWSETA learner database
Method of Calculating/Measuring	All learners funded through vocational bursaries by the HWSETA are recorded as achievements against this indicator by the HWSETA
Means of verification	MoA Schedule or list of funded students Schedule or list of funded lecturers from TVET and other public Colleges Registration forms for students and lecturers ID copy of students and lecturers (availability is dependent on learner consent)
Assumptions	Students and lecturers funded for vocational training will complete the programme.

Disaggregation of Beneficiaries	A number of factors come into play in the recruitment and selection of beneficiaries, particularly the employed. This therefore makes it difficult for the HWSETA to set mandatory targets for women, the youth, and persons with disabilities. Employers therefore will be encouraged to endeavor to include the following percentages of targeted populations: 50% women 60% youth 5% persons with disability The disaggregation of the target allocated for this indicator for the current financial year remains discretionary
Calculation Type	Cumulative year end
Reporting Cycle	Quarterly
Desired Performance	Employer organisations should register their learner agreements with the HWSETA
Indicator Responsibility	Projects Manager
Indicator Weight	4%

Output Indicator 17(2)	
Indicator Title	Number of students and lecturers from TVET and other public colleges reported to the HWSETA as having completed training funded by the HWSETA through vocational and occupational training bursaries in the reporting period
Definition	This indicator identifies the number of TVET and other public college students who completed vocational training funded by the HWSETA. The completion depends on the length of the programme, which can span from a three-months to a year. Other Public Colleges can be described as Health and Social Sector Colleges which comprise Colleges that are recognised by Professional Councils, such as the Nursing Council for Nursing Colleges, the HPCSA for Emergency Services Colleges; HPCSA for Psychology Colleges, Pharmacy Council for Pharmacy Colleges, Various religious councils for various religious colleges, Veterinary Council for Agricultural Colleges etc. These colleges are a priority to the HWSETA as they are colleges in the health welfare sector.
Source of Data	TVET or other public colleges Students Lecturers
Method of Calculating/Measuring	Funded learners who complete training will be recorded as achievements against this indicator
Means of verification	Proof of completion in the form of statement of results or qualification certificate.
Assumptions	TVET and other public colleges will timeously report completions to the HWSETA
Disaggregation of Beneficiaries	Targets for Women: N/A Targets for Youth: N/A Targets for people with Disabilities: N/A
Calculation Type	Cumulative year end
Reporting Cycle	Quarterly
Desired Performance	Completions are reported by TVET and other public college timeously so as to improve efficiencies in reporting
Indicator Responsibility	Projects Manager
Indicator Weight	0,3%

Output Indicator 18 (1)	
Indicator Title	Percentage of filled positions in the organizational structure of the HWSETA to facilitates the delivery of its mandate and achievement of its targets in the reporting period
Definition	This indicator measures the number of positions filled on the approved organogram, at the end of each quarter, in the reporting period
Source of Data	Organogram of the HWSETA showing filled and vacant positions
Method of Calculating/Measuring	Number of filled positions against total positions existing in the organogram of the HWSETA

Means of Verification	Organogram of the HWSETA showing filled and vacant positions
Assumptions	Organogram will be updated at the end of every quarter List of current employee contracts of the HWSETA will be updated monthly
Disaggregation of Beneficiaries	Targets for Women: N/A Targets for Youth: N/A Targets for people with Disabilities: N/A
Calculation Type	Cumulative (year-to-date)
Desired Performance	95% of positions in the approved organogram will be filled by the end of each financial year
Indicator Responsibility	HR Manager
Indicator Weight	2%

Output Indicator 18 (2)	
Indicator Title	Number of HWSETA Good Governance Reports submitted to the Department of Higher Education and Training in the reporting period
Definition	This indicator measures the number of Health and Welfare Sector Education and Training Authority good governance reports prepared in line with the requirements of the DHET and submitted to the DHET in the reporting period.
Source of Data	HWSETA governance report submitted to the DHET
Method of Calculating/Measuring	One report will be counted once
Means of Verification	HWSETA governance report Proof of submission to the DHET
Assumptions	One governance report will be submitted quarterly to the DHET and a letter of acknowledgement will be issued by the DHET
Disaggregation of Beneficiaries	Targets for Women: N/A Targets for Youth: N/A Targets for people with Disabilities: N/A
Calculation Type	Cumulative year end
Reporting Cycle	Quarterly
Desired Performance	One governance report will be submitted quarterly to the DHET and a letter of acknowledgement will be issued by the DHET
Indicator Responsibility	Board Secretary
Indicator Weight	0.2%

Indicator 19 (1)	
Indicator Title	Number of skills development providers accredited and re-accredited by the HWSETA in the reporting period
Definition	This indicator measures skills development providers that are accredited and those that are re-accredited by the HWSETA based on legacy regulations or the QCTO
Source of Data	List of Accredited and/or re-accredited skills development providers Accreditation and/or re-accreditation letter
Method of Calculating/Measuring	Organisations whose application for accreditation or re-accreditation are successful and are thus issued an accreditation or re-accreditation letter are recorded as achievements against this indicator
Means of Verification	List of Accredited and/or re-accredited skills development providers Accreditation and/or re-accreditation letter
Assumptions	Only training providers accredited by the HWSETA will be reported
Disaggregation of Beneficiaries	Targets for Women: N/A Targets for Youth: N/A Targets for people with Disabilities: N/A
Calculation Type	Cumulative year end
Reporting Cycle	Quarterly

Desired Performance	Accredited training providers and re-accredited training providers
Indicator Responsibility	Provider Accreditation Manager
Indicator Weight	1,2%

Indicator 19(2)	
Indicator Title	Number of certificates issued by the HWSETA to learners found competent by skills development providers and confirmed by the HWSETA in the reporting period
Definition	This indicator measures the number of certificates issued by the HWSETA to learners found competent by skills development providers and confirmed by the HWSETA in the reporting period
Source of Data	Statement of Results, or Qualification Certificate
Method of Calculating/Measuring	Number of qualification certificates or statement of results issued per students or person
Means of Verification	Statement of Results, and/or Qualification Certificate
Assumptions	All students on skills programmes will be issued statement of results All students on full qualifications will be issued a qualification certificate
Disaggregation of Beneficiaries	Targets for Women: N/A Targets for Youth: N/A Targets for people with Disabilities: N/A
Calculation Type	Cumulative year end
Reporting Cycle	Quarterly
Desired Performance	All students on skills programmes will be issued statement of results All students on full qualifications will be issued a qualification certificate
Indicator Responsibility	Learner Achievement manager
Indicator Weight	1,3%

Indicator 20	
Indicator Title	Percentage of business processes automated and confirmed by stakeholders as useful for efficient service delivery in the reporting period
Definition	This indicator identifies business processes planned to be automated per annum. Automation involves the development of an integrated ERP system for each of the functions of the HWSETA based on business processes. Usefulness of the ERP system is integral to the completion of each module of the system, that is, of each business function automation. Therefore, user divisions need to confirm usefulness of each module for efficient service delivery in the reporting period.
Source of Data	Business process automation and integration plan Users of automated business processes
Method of Calculating/Measuring	Number of business processes automated, integrated, and confirmed to be useful for effective service delivery against total business processes planned to be automated per year
Means of verification	Business process automation and integration plan Implementation progress report Confirmation report of usefulness of automated business processes
Assumptions	The business process automation and integration plan will be implemented in line with set targets
Disaggregation of Beneficiaries	Targets for Women: N/A Targets for Youth: N/A Targets for people with Disabilities: N/A
Calculation Type	Cumulative year to date
Reporting Cycle	Quarterly
Desired Performance	Business processes of the HWSETA are automated and integrated
Indicator Responsibility	IT Manager
Indicator Weight	2,0%

Output Indicator 21(1)	
Indicator Title	Number of workers entered- into Adult Education and Training (AET) programmes funded by the HWSETA in the reporting period
Definition	This indicator identifies the number of workers funded by the HWSETA for Adult Education and Training which may be undertaken through Community Education and training Centres
Source of Data	Employer organisations HWSETA learner database Registration form
Method of Calculating/Measuring	All learners funded for AET by the HWSETA are recorded as achievements against this indicator by the HWSETA
Means of verification	MoA Schedule or list of learners Learner registration forms ID copy of learner (availability is dependent on learner consent)
Assumptions	Learners funded for AET programmes are registered with the HWSETA.
Disaggregation of Beneficiaries	A number of factors come into play in the recruitment and selection of beneficiaries, particularly the employed. This therefore makes it difficult for the HWSETA to set mandatory targets for women, the youth, and persons with disabilities. Employers therefore will be encouraged to endeavor to include the following percentages of targeted populations: 50% women 40% youth 5% persons with disability The disaggregation of the target allocated for this indicator for the current financial year remains discretionary
Calculation Type	Cumulative year end
Reporting Cycle	Quarterly
Desired Performance	Employer organisations should register their learner agreements with the HWSETA
Indicator Responsibility	Projects Manager
Indicator Weight	1,5%

Output Indicator 21(2)	
Indicator Title	Number of workers reported to the HWSETA as having completed AET programmes funded by the HWSETA in the reporting period
Definition	This indicator identifies the number of workers who completed AET programmes funded by the HWSETA. The completion depends on the length of the programme.
Source of Data	Employer organisations Learners funded
Method of Calculating/Measuring	Funded learners who complete training will be recorded as achievements against this indicator
Means of verification	Proof of completion in the form of statement of results or qualification certificate or certificate of completion
Assumptions	Employers will timeously report completions to the HWSETA
Disaggregation of Beneficiaries	Targets for Women: N/A Targets for Youth: N/A Targets for people with Disabilities: N/A
Calculation Type	Cumulative year end
Reporting Cycle	Quarterly
Desired Performance	Employer organisations should register their learner agreements with the HWSETA
Indicator Responsibility	Projects Manager
Indicator Weight	0,3%

Indicator 22	
Indicator Title	Number of levy exempt organisations whose skills development needs are funded by the HWSETA in the reporting period
Definition	This indicator measures the number of levy exempt organisations whose skills development needs are funded by the HWSETA to support priorities aimed at facilitating the business continuity of Levy Exempt Organization. Levy Exempt Organisations are organisations that are exempted from paying the Skills Levy and are registered with the HWSETA as such.
Source of Data	levy exempt organisations
Method of Calculating/Measuring	Skills development programmes funded by the HWSETA to support levy exempt organization will be recorded as achievements. One organization can be funded for more than one programme and all programmes where there is an agreement signed will be recorded as achievements
Means of Verification	MoAs signed by the HWSETA and levy exempt organisations
Assumptions	The HWSETA will fund skills development priorities of levy exempt organisations and health
Disaggregation of Beneficiaries	Targets for Women: N/A Targets for Youth: N/A Targets for people with Disabilities: N/A
Calculation Type	Cumulative year end
Reporting Cycle	Quarterly
Desired Performance	The HWSETA will fund skills development priorities of levy exempt organisations
Indicator Responsibility	WSP Manager
Indicator Weight	2,9%

Output Indicator 23	
Indicator Title	Number of partnerships entered-into by the HWSETA with post-school education institutions, professional Councils, employer bodies, and communities of practice in the reporting period
Definition	This indicator measures the number of post-school education institutions, professional and employer bodies, and communities of practice who enter-into partnerships with the HWSETA to train learners funded by the HWSETA. This includes but is not limited to Universities, TVET and other Public Colleges, Professional Councils or Associations etc. Other Public Colleges comprise of Nursing Colleges, Emergency Services Colleges (EMS), and Agricultural Colleges (for Veterinary training) etc. These colleges are a priority to the HWSETA as they are colleges in the health welfare sector.
Source of Data	List of all post-school education institutions that have signed partnership agreements with the HWSETA MoAs signed with post-school education institutions
Method of Calculating/Measuring	Each institution is calculated once even though participation may involve a number of learning programmes
Means of verification	List of all post-school education institutions that have signed partnership agreements with the HWSETA MoAs signed with post-school education institutions
Assumptions	Institutions who enter-into these partnerships will not decommit
Disaggregation of Beneficiaries	Targets for Women: N/A Targets for Youth: N/A Targets for people with Disabilities: N/A
Calculation Type	Cumulative year end
Reporting Cycle	Quarterly
Desired Performance	All institutions who sign Moas with the HWSETA for training learners will do so for the duration of the learning programme
Indicator Responsibility	Managers responsible for TVET WIL, University WIL, and Post-grad bursaries
Indicator Weight	3.8%



Output Indicator 24	
Indicator Title	Number of part and full occupational qualifications, as well as skills programmes developed by the HWSETA and accepted by the QCTO for registration in the reporting period
Definition	This indicator identifies the number of part and full qualifications, as well as skills programmes developed by the HWSETA and accepted by the QCTO for registration in the reporting period
Source of Data	Facilitators appointed by the HWSETA Fully developed qualification Letter of submission to the QCTO Acknowledgement and acceptance letter issued by the QCTO
Method of Calculating/Measuring	Qualifications submitted to the QCTO for registration and the QCTO acknowledges them will be counted as achievements against this indicator
Means of Verification	Fully developed qualification Letter of submission to the QCTO Acknowledgement letter issued by the QCTO
Assumptions	Institution will teach learners the approved syllabus Institutions apply for certification of learners
Disaggregation of Beneficiaries	Targets for Women: N/A Targets for Youth: N/A Targets for people with Disabilities: N/A
Calculation Type	Cumulative year end
Reporting Cycle	Quarterly
Desired Performance	Institutions and employers will provide quality education and employers will be willing to appoint qualified learners should there be vacancies
Indicator Responsibility	Manager Qualifications Development
Indicator Weight	1%

Indicator 25(1)	
Indicator Title	Number of workers entered-into the HWSETA RPL programme in the reporting period.
Definition	This indicator identifies workers exposed to Recognition of Prior Learning (RPL), those who obtain part-qualifications after training, and those that obtain full qualifications after training
Source of Data	Employer organisations Skills Development providers Funded learners
Method of Calculating/Measuring	This indicator identifies workers exposed to RPL, those who obtain part-qualifications after training, and those that obtain full qualifications after training
Means of verification	Schedule of list of learners Learner registration forms ID copy of learner (availability is dependent on learner consent)
Assumptions	Learners exposed to RPL will either get part-or full qualifications
Disaggregation of Beneficiaries	A number of factors come into play in the recruitment and selection of beneficiaries, particularly the employed. This therefore makes it difficult for the HWSETA to set mandatory targets for women, the youth, and persons with disabilities. Employers therefore will be encouraged to endeavor to include the following percentages of targeted populations: 50% women 40% youth 5% persons with disability The disaggregation of the target allocated for this indicator for the current financial year remains discretionary
Calculation Type	Cumulative year end
Reporting Cycle	Quarterly

Desired Performance	Annually but assessing cohort that has a year after successfully completing training
Indicator Responsibility	Provider Accreditation Manager Learner Achievement Manager
Indicator Weight	2,4%

Indicator 25(2)	
Indicator Title	Number of workers reported at the HWSETA as having completed the RPL programme funded by the HWSETA in the reporting period
Definition	This indicator identifies workers who complete the RPL assessments or programme.
Source of Data	Employer organisations Skills Development providers Funded learners
Method of Calculating/Measuring	Funded learners who complete assessment will be recorded as achievements against this indicator
Assumptions	Learners exposed to RPL will either get part-or full qualifications
Means of verification	RPL Assessments or employer report or certificate of completion
Disaggregation of Beneficiaries	Targets for Women: N/A Targets for Youth: N/A Targets for people with Disabilities: N/A
Calculation Type	Cumulative year end
Reporting Cycle	Quarterly
Desired Performance	Annually but assessing cohort that has a year after successfully completing training
Indicator Responsibility	Provider Accreditation Manager Learner Achievement Manager
Indicator Weight	0,3%

Output Indicator 26(1)	
Indicator Title	Number of unemployed apprentices and trainee technicians entered- into the HWSETA funded apprenticeship programme in the reporting period
Definition	This indicator identifies the number of unemployed apprentices and trainee technicians supported by the HWSETA through funding
Source of Data	Employer organisations Skills Development Providers Learners
Method of Calculating/Measuring	All learners funded for apprenticeships by the HWSETA are recorded as achievements against this indicator by the HWSETA
Means of verification	MoA Schedule or list of learners Learner registration forms ID copy of learner (availability is dependent on learner consent)
Assumptions	Learners enrolled on apprenticeships established by the HWSETA have learner agreements registered with the HWSETA
Disaggregation of Beneficiaries	A number of factors come into play in the recruitment and selection of beneficiaries. This therefore makes it difficult for the HWSETA to set mandatory targets for women, the youth, and persons with disabilities. Employers therefore will be encouraged to endeavor to include the following percentages of targeted populations: 20% women 40% youth The disaggregation of the target allocated for this indicator for the current financial year remains discretionary
Calculation Type	Cumulative year end
Reporting Cycle	Quarterly

Desired Performance	Employers should register learner agreements of all learners enrolled for apprenticeships funded by the HWSETA
Indicator Responsibility	Learning Programme Manager
Indicator Weight	2,8%

Output Indicator 26(2)	
Indicator Title	Number of unemployed apprentices and trainee technicians reported to the HWSETA as having completed apprenticeships funded by the HWSETA in the reporting period
Definition	This indicator identifies the number of unemployed apprentices or technicians who are reported as having completed apprenticeships that were funded by the HWSETA. The completion of the apprenticeship depends on the length of the programme, which can span from 18 months to three years. Completions are therefore reported by employers or training providers after completion of the programme.
Source of Data	Employers Training Providers Learners
Method of Calculating/Measuring	Funded learners who complete training will be recorded as achievements against this indicator
Means of verification	Proof of completion in the form of statement of results or qualification certificate.
Assumptions	Employers and/or training providers will timeously report completions to the HWSETA
Disaggregation of Beneficiaries	Targets for Women: N/A Targets for Youth: N/A Targets for people with Disabilities: N/A
Calculation Type	Cumulative year end
Reporting Cycle	Quarterly
Desired Performance	Completions of apprenticeship programmes are reported by employers and training providers timeously so as to improve efficiencies in reporting
Indicator Responsibility	Learning Programme Manager
Indicator Weight	0,3%

Output Indicator 27(1)	
Indicator Title	Number of unemployed persons entered-into the HWSETA post-graduate bursaries in the reporting period
Definition	This indicator identifies the number of unemployed persons funded by the HWSETA through post-graduate bursaries. The Post-graduate bursary programme funds: Honours Degree • Master's Degree • Doctoral or PhD Degrees. According to the Higher Education Qualifications Framework Higher Education Act, 1997 (Act No. 101 of 1997) the National Qualifications Framework has ten levels. Higher education qualifications occupy six levels of the NQF, levels 5 to 10. Levels 5-7 are under-graduate and levels 8-10 are post-graduate. The framework comprises the following qualification types: <b>Under-graduate Qualifications</b> • Higher Certificate • Advanced Certificate • Diploma • Advanced Diploma • Bachelor's Degree; <b>Post-graduate Diploma</b> • <b>Post-graduate Qualifications</b> • Bachelor Honours Degree • Master's Degree • Doctoral Degree. The HWSETA however has to operationalize it's Undergraduate and Post-graduate bursary programmes to represent the following types of qualifications: Undergraduate bursary programme to fund: Higher Certificate • Advanced Certificate • Diploma • Advanced Diploma • Bachelor's Degree • Post-graduate Diploma. The Post-graduate bursary programme to fund: Honours Degree • Master's Degree • Doctoral or PhD Degrees.
Source of Data	Universities Unemployed university students funded HWSETA learner database
Method of Calculating/Measuring	All learners funded for post-graduate studies by the HWSETA are recorded as achievements against this indicator by the HWSETA

Means of verification	MoA Learner list HWSETA Learner registration forms ID copy of learner (availability is dependent on learner consent)
Assumptions	Unemployed persons funded on post-graduate bursaries are registered with the HWSETA.
Disaggregation of Beneficiaries	A number of factors come into play in the recruitment and selection of beneficiaries. This therefore makes it difficult for the HWSETA to set mandatory targets for women, the youth, and persons with disabilities. Employers therefore will be encouraged to endeavor to include the following percentages of targeted populations: 50% women 40% youth 5% persons with disability The disaggregation of the target allocated for this indicator for the current financial year remains discretionary
Calculation Type	Cumulative year end
Reporting Cycle	Quarterly
Desired Performance	Unemployed persons funded by the HWSETA should register their learner agreements with the HWSETA
Indicator Responsibility	Research Manager
Indicator Weight	1,8%

Output Indicator 27(2)	
Indicator Title	Number of unemployed persons re-entered-into the HWSETA post-graduate bursaries in the reporting period
Definition	This indicator identifies the number of unemployed persons funded by the HWSETA through post-graduate bursaries who re-register for the next level of a multi-year qualification. The Post-graduate bursary programme funds: Honours Degree • Master's Degree • Doctoral or PhD Degrees. According to the Higher Education Qualifications Framework Higher Education Act, 1997 (Act No. 101 of 1997) the National Qualifications Framework has ten levels. Higher education qualifications occupy six levels of the NQF, levels 5 to 10. Levels 5-7 are under-graduate and levels 8-10 are post-graduate. The framework comprises the following qualification types: <b>Under-graduate Qualifications</b> • Higher Certificate • Advanced Certificate • Diploma • Advanced Diploma • Bachelor's Degree; <b>Post-graduate Diploma</b> • <b>Post-graduate Qualifications</b> • Bachelor Honours Degree • Master's Degree • Doctoral Degree.
Source of Data	The Post-graduate bursary programme funds: Honours Degree • Master's Degree • Doctoral or PhD Degrees.
Method of Calculating/Measuring	All learners funded for post-graduate studies by the HWSETA are recorded as achievements against this indicator by the HWSETA
Means of verification	Learner list HWSETA Learner agreement or registration form ID copy of learner (availability is dependent on learner consent)
Assumptions	Learners funded on post-graduate bursaries are registered with the HWSETA.
Disaggregation of Beneficiaries	Targets for Women: N/A Targets for Youth: N/A Targets for people with Disabilities: N/A
Calculation Type	Cumulative year end
Reporting Cycle	Quarterly
Desired Performance	Learners should register their learner agreements with the HWSETA
Indicator Responsibility	Research Manager
Indicator Weight	0,5%

Output Indicator 27(3)	
Indicator Title	Number of unemployed persons reported to the HWSETA for having completed postgraduate qualifications funded by the HWSETA in the reporting period
Definition	This indicator identifies the number of post-graduate students who completed qualifications funded by the HWSETA. The Post-graduate bursary programme funds: Honours Degree • Master's Degree • Doctoral or PhD Degrees. The completion depends on the length of the programme, which can span from a year to five years. According to the Higher Education Qualifications Framework Higher Education Act, 1997 (Act No. 101 of 1997) the National Qualifications Framework has ten levels. Higher education qualifications occupy six levels of the NQF, levels 5 to 10. Levels 5-7 are under-graduate and levels 8-10 are post-graduate. The framework comprises the following qualification types: <b>Under-graduate Qualifications</b> • Higher Certificate • Advanced Certificate • Diploma • Advanced Diploma • Bachelor's Degree; <b>Post-graduate Diploma</b> • <b>Post-graduate Qualifications</b> • Bachelor Honours Degree • Master's Degree • Doctoral Degree. The HWSETA however has to operationalize it's Undergraduate and Post-graduate bursary programmes to represent the following types of qualifications: Undergraduate bursary programme to fund: Higher Certificate • Advanced Certificate • Diploma • Advanced Diploma • Bachelor's Degree • Post-graduate Diploma. The Post-graduate bursary programme to fund: Hono
Source of Data	Universities Unemployed university students funded HWSETA learner database
Method of Calculating/Measuring	Funded learners who complete training will be recorded as achievements against this indicator
Means of verification	1. Proof of completion in the form of statement of results or qualification certificate. 2. Approval schedule containing list of learners funded. This schedule should be signed by the Executive Manager and should contain the funding year; or Learner registration (agreement) form of the HWSETA
Assumptions	Learners will timeously report completions to the HWSETA
Disaggregation of Beneficiaries	Targets for Women: N/A Targets for Youth: N/A Targets for people with Disabilities: N/A
Calculation Type	Cumulative year end
Reporting Cycle	Quarterly
Desired Performance	Completions are reported by learners timeously so as to improve efficiencies in reporting
Indicator Responsibility	Research Manager
Indicator Weight	0,3%

Output Indicator 27(4)	
Indicator Title	Number of unemployed persons entered-into the HWSETA undergraduate qualifications and post-graduate diploma bursaries in the reporting period
Definition	This indicator identifies the number of unemployed persons funded by the HWSETA through under-graduate and post-graduate diploma bursaries. The Undergraduate and post-graduate diploma bursary programme funds: Higher Certificate • Advanced Certificate • Diploma • Advanced Diploma • Bachelor's Degree • Post-graduate Diploma. According to the Higher Education Qualifications Framework Higher Education Act, 1997 (Act No. 101 of 1997) the National Qualifications Framework has ten levels. Higher education qualifications occupy six levels of the NQF, levels 5 to 10. Levels 5-7 are under-graduate and levels 8-10 are post-graduate. The framework comprises the following qualification types: <b>Under-graduate Qualifications</b> • Higher Certificate • Advanced Certificate • Diploma • Advanced Diploma • Bachelor's Degree; <b>Post-graduate Diploma</b> • <b>Post-graduate Qualifications</b> • Bachelor Honours Degree • Master's Degree • Doctoral Degree. The HWSETA however has to operationalize it's Undergraduate and Post-graduate bursary programmes to represent the following types of qualifications: Undergraduate bursary programme to fund: Higher Certificate • Advanced Certificate • Diploma • Advanced Diploma • Bachelor's Degree • Post-graduate Diploma. The Post-graduate bursary programme to fund: Honours Degree • Master's Degree • Doctoral or PhD Degrees.

Source of Data	Universities Unemployed university students funded HWSETA learner database
Method of Calculating/Measuring	All learners funded for under-graduate studies by the HWSETA are recorded as achievements against this indicator by the HWSETA
Means of verification	MoA Learner list Learner registration forms ID copy of learner (availability is dependent on learner consent)
Assumptions	Unemployed persons funded on under-graduate bursaries are registered with the HWSETA.
Disaggregation of Beneficiaries	A number of factors come into play in the recruitment and selection of beneficiaries. This therefore makes it difficult for the HWSETA to set mandatory targets for women, the youth, and persons with disabilities. Employers therefore will be encouraged to endeavor to include the following percentages of targeted populations: 50% women 40% youth 5% persons with disability The disaggregation of the target allocated for this indicator for the current financial year remains discretionary
Calculation Type	Cumulative year end
Reporting Cycle	Quarterly
Desired Performance	Learners should register their learner agreements with the HWSETA
Indicator Responsibility	Learning Programme Manager
Indicator Weight	1,4%

Output Indicator 27(5)	
Indicator Title	Number of unemployed persons re-entered-into the HWSETA undergraduate qualifications and post-graduate diploma bursaries in the reporting period
Definition	This indicator identifies the number of unemployed persons funded by the HWSETA through under-graduate qualifications and post-graduate diploma bursaries who re-register for the next level of a multi-year qualification. The Undergraduate and post-graduate diploma bursary programme funds: Higher Certificate • Advanced Certificate • Diploma • Advanced Diploma • Bachelor's Degree • Post-graduate Diploma. According to the Higher Education Qualifications Framework Higher Education Act, 1997 (Act No. 101 of 1997) the National Qualifications Framework has ten levels. Higher education qualifications occupy six levels of the NQF, levels 5 to 10. Levels 5-7 are under-graduate and levels 8-10 are post-graduate. The framework comprises the following qualification types: <b>Under-graduate Qualifications</b> • Higher Certificate • Advanced Certificate • Diploma • Advanced Diploma • Bachelor's Degree; <b>Post-graduate Diploma</b> • <b>Post-graduate Qualifications</b> • Bachelor Honours Degree • Master's Degree • Doctoral Degree. The HWSETA however has to operationalize it's Undergraduate and Post-graduate bursary programmes to represent the following types of qualifications: Undergraduate bursary programme to fund: Higher Certificate • Advanced Certificate • Diploma • Advanced Diploma • Bachelor's Degree • Post-graduate Diploma. The Post-graduate bursary programme to fund: Honours Degree • Master's Degree • Doctoral or PhD Degrees.
Source of Data	Universities Unemployed university students funded HWSETA learner database
Method of Calculating/Measuring	All unemployed persons funded for under-graduate studies by the HWSETA are recorded as achievements against this indicator by the HWSETA
Means of verification	Learner list Learner registration forms ID copy of learner (availability is dependent on learner consent)
Assumptions	Learners funded on under-graduate bursaries are registered with the HWSETA.

Disaggregation of Beneficiaries	Targets for Women: N/A Targets for Youth: N/A Targets for people with Disabilities: N/A
Calculation Type	Cumulative year end
Reporting Cycle	Quarterly
Desired Performance	Learners should register their learner agreements with the HWSETA
Indicator Responsibility	Learning Programme Manager
Indicator Weight	0,5%

Output Indicator 27(6)	
Indicator Title	Number of unemployed persons reported to the HWSETA for having completed undergraduate qualifications and post-graduate diploma qualifications funded by the HWSETA in the reporting period
Definition	This indicator identifies the number of unemployed persons funded through under-graduate qualifications and post-graduate diploma bursary programme who completed qualifications funded by the HWSETA. The Undergraduate bursary programme funds: Higher Certificate • Advanced Certificate • Diploma • Advanced Diploma • Bachelor's Degree • Post-graduate Diploma. The completion depends on the length of the programme, which can span from a year to five years. According to the Higher Education Qualifications Framework Higher Education Act, 1997 (Act No. 101 of 1997) the National Qualifications Framework has ten levels. Higher education qualifications occupy six levels of the NQF, levels 5 to 10. Levels 5-7 are under-graduate and levels 8-10 are post-graduate. The framework comprises the following qualification types: <b>Under-graduate Qualifications</b> • Higher Certificate • Advanced Certificate • Diploma • Advanced Diploma • Bachelor's Degree; Post-graduate Diploma • <b>Post-graduate Qualifications</b> • Bachelor Honours Degree • Master's Degree • Doctoral Degree.]
Source of Data	Universities Unemployed university students funded HWSETA learner database
Method of Calculating/Measuring	Funded learners who complete training will be recorded as achievements against this indicator
Means of verification	Proof of completion in the form of statement of results or qualification certificate. Approval schedule containing list of learners funded. This schedule should be signed by the Executive Manager and should contain the funding year; or Learner registration (agreement) form of the HWSETA
Assumptions	Learners will timeously report completions to the HWSETA
Disaggregation of Beneficiaries	Targets for Women: N/A Targets for Youth: N/A Targets for people with Disabilities: N/A
Calculation Type	Cumulative year end
Reporting Cycle	Quarterly
Desired Performance	Completions are reported by learners timeously so as to improve efficiencies in reporting
Indicator Responsibility	Learning Programme Manager
Indicator Weight	0,3%

Output Indicator 28(1)	
Indicator Title	Number of TVET and other public college students entered-into the work integrated learning programmes funded by the HWSETA in the reporting period
Definition	This indicator identifies the number of TVET and other public college students funded by the HWSETA for work integrated learning programmes
Source of Data	Employer organisations Learners
Method of Calculating/Measuring	All learners funded for TVET college work integrated learning by the HWSETA are recorded as achievements against this indicator by the HWSETA

Means of verification	MoA Schedule or list of learners Learner registration forms ID copy of learner (availability is dependent on learner consent)
Assumptions	TVET and other public college students placed with employers for work integrated learning funded by the HWSETA are registered with the HWSETA.
Disaggregation of Beneficiaries	A number of factors come into play in the recruitment and selection of beneficiaries. This therefore makes it difficult for the HWSETA to set mandatory targets for women, the youth, and persons with disabilities. Employers therefore will be encouraged to endeavor to include the following percentages of targeted populations: 50% women 40% youth 5% persons with disability The disaggregation of the target allocated for this indicator for the current financial year remains discretionary
Calculation Type	Cumulative year end
Reporting Cycle	Quarterly
Desired Performance	Employer organisations should register learner registration forms for TVET work integrated with the HWSETA
Indicator Responsibility	Projects Manager
Indicator Weight	2%

Output Indicator 28(2)	
Indicator Title	Number of TVET and other public college students reported to the HWSETA as having completed the work integrated learning programmes funded by the HWSETA in the reporting period
Definition	This indicator identifies the number of TVET and other public college students who completed work integrated learning programmes funded by the HWSETA. The duration is usually 18 months
Source of Data	Employer Organisation Learners
Method of Calculating/Measuring	Funded learners who complete the programme will be recorded as achievements against this indicator
Means of verification	Proof of completion in the form of employer report
Assumptions	Employer organisation will timeously report completions to the HWSETA
Disaggregation of Beneficiaries	Targets for Women: N/A Targets for Youth: N/A Targets for people with Disabilities: N/A
Calculation Type	Cumulative year end
Reporting Cycle	Quarterly
Desired Performance	Completions are reported by employer organisations timeously so as to improve efficiencies in reporting
Indicator Responsibility	Learning Programme Manager
Indicator Weight	0,3%

Output Indicator 29(1)	
Indicator Title	Number of unemployed persons whose learner agreements are registered with the HWSETA for learnerships as industry funded or HWSETA funded in the reporting period
Definition	This indicator identifies unemployed persons enrolled on learnerships established by the HWSETA in terms of section 16 of the Skills Development Act 97 of 2008; whose learner agreements are registered with the HWSETA in terms of section 17(3) of the Skills Development Act 97 of 2008. This includes both workers funded by the HWSETA and those funded by the industry.
Source of Data	Employer organisations HWSETA learner database

Method of Calculating/Measuring	All learners funded for learnerships by the HWSETA are recorded as achievements against this indicator by the HWSETA
Means of verification	MoA (for funded learners) Schedule or list of learners Learner registration forms ID copy of learner (availability is dependent on learner consent)
Assumptions	Learners enrolled on learnerships established by the HWSETA have learner agreements registered with the HWSETA whether they are funded by the HWSETA or industry.
Disaggregation of Beneficiaries	A number of factors come into play in the recruitment and selection of beneficiaries. This therefore makes it difficult for the HWSETA to set mandatory targets for women, the youth, and persons with disabilities. Employers therefore will be encouraged to endeavor to include the following percentages of targeted populations: 75% women 60% youth 5% persons with disability 60% from municipal nodes (refer to page 13) The disaggregation of the target allocated for this indicator for the current financial year remains discretionary
Calculation Type	Cumulative year end
Reporting Cycle	Quarterly
Desired Performance	Employers should register learner agreements of all learners enrolled for learnerships established by the HWSETA with the HWSETA in adherence to section 17(3) of the Skills Development Act 97 of 2008, as amended
Indicator Responsibility	Learning Programme Manager
Indicator Weight	4,0%

Output Indicator 29(2)	
Indicator Title	Number of unemployed persons reported to the HWSETA as having completed learnership programmes registered with the HWSETA as industry or HWSETA funded in the reporting period
Definition	This indicator identifies the number of unemployed persons who are reported as having completed learnership training that was registered with the HWSETA through the registration of learnership agreements. This includes both unemployed persons funded by the HWSETA and the industry. The completion of the learnership depends on the length of the learnership programme, which can span from a year to two years. Completions are therefore reported by employers or training providers after completion of the learnership programme. Reporting the completion is linked with the learnership agreement
Source of Data	Employers Training Providers Learners
Method of Calculating/Measuring	Funded learners who complete training will be recorded as achievements against this indicator
Means of verification	Proof of completion in the form of statement of results or qualification certificate. For HWSETA funded learnership, the endorsement of learner results by the HWSETA through a verification report will be accepted as proof completion.
Assumptions	Employers and/or training providers will timeously report completions to the HWSETA
Disaggregation of Beneficiaries	Targets for Women: N/A Training Providers Learners Targets for Youth: N/A Targets for people with Disabilities: N/A
Calculation Type	Cumulative year end
Reporting Cycle	Quarterly
Desired Performance	Completions of learnership programmes are reported by employers and training providers timeously so as to improve efficiencies in reporting
Indicator Responsibility	Learning Programme Manager
Indicator Weight	0,3%

Output Indicator 30(1)	
Indicator Title	Number of unemployed persons entered- into credit and non-credit bearing skills programmes funded by the HWSETA in the reporting period
Definition	This indicator identifies the number of unemployed persons funded by the HWSETA for skills programmes that are aligned to the NQF or non-aligned to the NQF. These cater for the critical skills required by the unemployed persons in order to find jobs. These skills may be obtained through formal or informal forms of education. One learner can be registered for more than one skill programme.
Source of Data	Employer organisations HWSETA learner database
Method of Calculating/Measuring	Each learner is counted once per skill programme funded
Means of verification	MoA Schedule or learner list Learner registration forms ID copy of learner (availability is dependent on learner consent)
Assumptions	Learners funded for skills programmes are registered with the HWSETA.
Disaggregation of Beneficiaries	A number of factors come into play in the recruitment and selection of beneficiaries. This therefore makes it difficult for the HWSETA to set mandatory targets for women, the youth, and persons with disabilities. Employers therefore will be encouraged to endeavor to include the following percentages of targeted populations: 75% women 60% youth 5% persons with disability 60% from municipal nodes (refer to page 13) The disaggregation of the target allocated for this indicator for the current financial year remains discretionary
Calculation Type	Cumulative year end
Reporting Cycle	Quarterly
Desired Performance	Employer organisations should register their learner agreements with the HWSETA
Indicator Responsibility	Learning Programme Manager
Indicator Weight	2,4%

Output Indicator 30(2)	
Indicator Title	Number of unemployed persons reported to the HWSETA as having completed credit and non-credit bearing skills programmes funded by the HWSETA in the reporting period
Definition	This indicator identifies the number of unemployed persons who completed skills programmes funded by the HWSETA. The completion depends on the length of the programme, which can span from a day to nine months
Source of Data	Employer organisations Learners
Method of Calculating/Measuring	Each worker is counted once per skill programme funded
Means of verification	Proof of completion in the form of statement of results or certificate of completion. For HWSETA skills programmes, the endorsement of learner results by the HWSETA through a verification report will be accepted as proof completion
Assumptions	Employer organisations will timeously report completions to the HWSETA
Disaggregation of Beneficiaries	Targets for Women: N/A Targets for Youth: N/A Targets for people with Disabilities: N/A
Calculation Type	Cumulative year end
Reporting Cycle	Quarterly
Desired Performance	Completions are reported by employer organisations timeously so as to improve efficiencies in reporting
Indicator Responsibility	Learning Programme Manager
Indicator Weight	0,3%

Output Indicator 31(1)	
Indicator Title	Number of unemployed persons entered- into AET programmes funded by the HWSETA in the reporting period
Definition	This indicator identifies the number of unemployed persons funded by the HWSETA for Adult Education and Training which may be undertaken through Community Education and training Centres
Source of Data	Employer organisations HWSETA learner database
Method of Calculating/Measuring	Each learner is counted once per programme
Means of verification	MoA Schedule or list of learners Learner registration forms ID copy of learner (availability is dependent on learner consent)
Assumptions	Learners funded for AET programmes are registered with the HWSETA.
Disaggregation of Beneficiaries	A number of factors come into play in the recruitment and selection of beneficiaries. This therefore makes it difficult for the HWSETA to set mandatory targets for women, the youth, and persons with disabilities. Employers therefore will be encouraged to endeavor to include the following percentages of targeted populations: 75% women 60% youth 5% persons with disability 60% from municipal nodes (refer to page 13) The disaggregation of the target allocated for this indicator for the current financial year remains discretionary
Calculation Type	Cumulative year end
Reporting Cycle	Quarterly
Desired Performance	Employer organisations should register their learner agreements with the HWSETA
Indicator Responsibility	Projects Manager
Indicator Weight	1,4%

Output Indicator 31(2)	
Indicator Title	Number of unemployed persons reported to the HWSETA as having completed AET programmes funded by the HWSETA in the reporting period
Definition	This indicator identifies the number of unemployed persons who completed AET programmes funded by the HWSETA. The completion depends on the length of the programme.
Source of Data	Employer organisations Learners
Method of Calculating/Measuring	Funded learners who complete training will be recorded as achievements against this indicator
Means of verification	Proof of completion in the form of statement of results or certificate of completion.
Assumptions	Employer organisations will timeously report completions to the HWSETA
Disaggregation of Beneficiaries	Targets for Women: N/A Targets for Youth: N/A Targets for people with Disabilities: N/A
Calculation Type	Cumulative year end
Reporting Cycle	Quarterly
Desired Performance	Completions are reported by employer organisations timeously so as to improve efficiencies in reporting
Indicator Responsibility	Projects Manager
Indicator Weight	0,3%

Output Indicator 32(1)	
Indicator Title	Number of university students entered-into the work integrated learning programme funded by the HWSETA in the reporting period
Definition	This indicator identifies the number of university students funded by the HWSETA for work integrated learning. The duration spans from 3 months to a year
Source of Data	Employer organisations HWSETA learner database
Method of Calculating/Measuring	All learners funded for university work integrated learning by the HWSETA are recorded as achievements against this indicator by the HWSETA
Means of verification	MoA Schedule or list of learners Learner registration forms ID copy of learner (availability is dependent on learner consent)
Assumptions	University students placed with employers for work integrated learning funded by the HWSETA are registered with the HWSETA.
Disaggregation of Beneficiaries	A number of factors come into play in the recruitment and selection of beneficiaries. This therefore makes it difficult for the HWSETA to set mandatory targets for women, the youth, and persons with disabilities. Employers therefore will be encouraged to endeavor to include the following percentages of targeted populations: 75% women 60% youth 5% persons with disability 60% from municipal nodes (refer to page 13) The disaggregation of the target allocated for this indicator for the current financial year remains discretionary
Calculation Type	Cumulative year end
Reporting Cycle	Quarterly
Desired Performance	Employer organisations should register learner registration forms for university work integrated with the HWSETA
Indicator Responsibility	Projects Manager
Indicator Weight	3,4%

Output Indicator 32(2)	
Indicator Title	Number of university students reported to the HWSETA as having completed the work integrated learning programmes funded by the HWSETA in the reporting period
Definition	This indicator identifies the number of university students who completed work integrated learning programmes funded by the HWSETA.
Source of Data	Employer Organisation Funded Learners
Method of Calculating/Measuring	Funded learners who complete the nprogramme will be recorded as achievements against this indicator
Means of verification	Proof of completion in the form of employer report
Assumptions	Employer organisation will timeously report completions to the HWSETA
Disaggregation of Beneficiaries	Targets for Women: N/A Targets for Youth: N/A Targets for people with Disabilities: N/A
Calculation Type	Cumulative year end
Reporting Cycle	Quarterly
Desired Performance	Completions are reported by employer organisations timeously so as to improve efficiencies in reporting
Indicator Responsibility	Learning Programme Manager
Indicator Weight	0,3%

Output Indicator 33	
Indicator Title	Percentage of discretionary grant budget allocated for the development of high-level, intermediate, and elementary skills in the reporting period
Definition	This indicator indicates the allocation of the discretionary grant budget to learning programmes by level of skills, which includes high-level skills, intermediate skills and elementary skills. High level skills cover NQF level 8-10, intermediate skills cover NQF level 5 – 7 and elementary skills cover NQF 1-4.
Source of Data	Discretionary grant Budget
Method of Calculating/Measuring	Discretionary budget for 2023-2024 is R 559 227 000, and this will be the denominator of the 3 targets of this indicator. This therefore means that high-level skills will be allocated 10% of R559 227 000, intermediate skills will be allocated 30% of R559 227 000, and elementary skills will be allocated 20% of R559 227 000. Therefore; the numerators are 10% for high-level skills, 30% for intermediate skills, and 20% for elementary skills level learning programmes
Means of verification	Discretionary grant budget allocation schedule
Assumptions	60% of the discretionary grant budget will be allocated by level of skill per learning programme
Disaggregation of Beneficiaries	Targets for Women: N/A Targets for Youth: N/A Targets for people with Disabilities: N/A
Calculation Type	Cumulative year end
Reporting Cycle	Quarterly
Desired Performance	60% of the discretionary grant budget will be allocated by level of skill per learning programme
Indicator Responsibility	Learning Programme Manager Projects Manager
Indicator Weight	0,2%

APP INDICATOR WEIGHTS					
ABRIDGED DESCRIPTION	SOCIO-ECONOMIC STATUS	ENTRY/COMPLETION	INDICATOR	SUB-INDICATOR	WEIGHT
Middle Level Skills Projects	n/a	n/a	1	n/a	4,0%
Employer Participation	n/a	n/a	2	n/a	4,0%
Learnerships	Employed	Entry	3	1	4,0%
Learnerships	Employed	Completion	3	2	0,3%
Artisans	Employed	Entry	4	1	2,8%
Artisans	Employed	Completion	4	2	0,3%
Track and Trace Study	n/a	n/a	5	n/a	3,7%
Post-Grad Bursary	Employed	Entry	6	1	1,8%
Post-Grad Bursary	Employed	Re-Entry	6	2	0,5%
Post-Grad Bursary	Employed	Completion	6	3	0,3%
Under-Grad Bursary	Employed	Entry	6	4	1,4%
Under-Grad Bursary	Employed	Re-Entry	6	5	0,5%
Under-Grad Bursary	Employed	Completion	6	6	0,3%
Internships for university graduates	Unemployed	Entry	7	1a	1,1%
Internships for TVET graduate	Unemployed	Entry	7	1b	0,5%
Internships for university graduates	Unemployed	Completion	7	2a	0,2%
Internships for TVET graduate	Unemployed	Completion	7	2b	0,1%
Skills Programmes	Employed	Entry	8	1	2,4%
Skills Programmes	Employed	Completion	8	2	0,3%
Cooperatives	n/a	n/a	9	n/a	2,5%
Small Business Support	n/a	n/a	10	1	1,5%
Entrepreneurship development	n/a	n/a	10	2	1,0%
NGOs/NPOs	n/a	n/a	11	1	2,9%
Trade Unions	n/a	n/a	11	2	2,0%
Research Reports	n/a	n/a	12	n/a	4,0%
Large Levy Paying	n/a	n/a	13	1	0,5%
Medium Levy Paying	n/a	n/a	13	2	0,5%
Small Levy Paying	n/a	n/a	13	3	0,5%
Public Sector Projects	n/a	n/a	14	n/a	4,0%
Career Awareness	n/a	n/a	15	n/a	1,0%
Lecturer Development (TVET and other Colleges)	Employed	Entry	16	1a	3,5%
Lecture Development (Career Guidance)	Employed	Entry	16	1b	1,5%
Lecturer Development (TVET and other Colleges)	Employed	Completion	16	2a	0,2%
Lecture Development (Career Guidance)	Employed	Completion	16	2b	0,1%
Vocational Bursaries	n/a	Entry	17	1	4,0%
Vocational Bursaries	n/a	Completion	17	2	0,3%
Filling of Posts	n/a	n/a	18	1	1,8%
HWSETA Governance Reports	n/a	n/a	18	2	0,2%
Accreditation of SDPs	n/a	n/a	19	1	1,2%
Certification	n/a	n/a	19	2	1,3%
ERP	n/a	n/a	20	n/a	2,0%

ABRIDGED DESCRIPTION	SOCIO-ECONOMIC STATUS	ENTRY/COMPLETION	INDICATOR	SUB-INDICATOR	WEIGHT
AET	Employed	Entry	21	1	1,5%
AET	Employed	Completion	21	2	0,3%
Levy-Exempt	n/a	n/a	22	n/a	2,9%
Partnerships	Post-School	n/a	23	n/a	3,8%
Qualification Development	n/a	n/a	24	n/a	1,0%
Recognition of Prior -Learning (RPL)	n/a	Entry	25	1	2,4%
Recognition of Prior -Learning (RPL)	n/a	Completion	25	2	0,3%
Artisans	Unemployed	Entry	26	1	2,8%
Artisans	Unemployed	Completion	26	2	0,3%
Post-Grad Bursary	Unemployed	Entry	27	1	1,8%
Post-Grad Bursary	Unemployed	Re-Entry	27	2	0,5%
Post-Grad Bursary	Unemployed	Completion	27	3	0,3%
Under-Grad Bursary	Unemployed	Entry	27	4	1,4%
Under-Grad Bursary	Unemployed	Re-Entry	27	5	0,5%
Under-Grad Bursary	Unemployed	Completion	27	6	0,3%
TVET-WIL	n/a	Entry	28	1	2,0%
TVET-WIL	n/a	Completion	28	2	0,3%
Learnerships	Unemployed	Entry	29	1	4,0%
Learnerships	Unemployed	Completion	29	2	0,3%
Skills Programmes	Unemployed	Entry	30	1	2,4%
Skills Programmes	Unemployed	Completion	30	2	0,3%
AET	Unemployed	Entry	31	1	1,4%
AET	Unemployed	Completion	31	2	0,3%
University-WIL	n/a	Entry	32	1	3,4%
University-WIL	n/a	Completion	32	2	0,3%
Allocation of Discretionary Grant Budget	n/a	n/a	33	n/a	0,2%
<b>Total</b>					<b>100%</b>





higher education  
& training  
Department:  
Higher Education and Training  
REPUBLIC OF SOUTH AFRICA